

LEGEND

turf
Excavate / grade all areas to be turfed to 120mm below required finished levels. Do not excavate within 1500mm of the trunk of any existing tree to be retained. Ensure that all surface water runoff is directed towards inlet pits, kerbs etc. and away from buildings. Ensure that no ponding will occur. Rip the subgrade to 150mm. Install 100mm depth of imported topsoil. Just prior to spreading the turf, spread "Shirley's No. 17 lawn fertilizer" over the topsoil at the recommended rate. Lay "Kikuyu" turf rolls closely butted. Fill and small gaps with topsoil. Water thoroughly.

planter boxes
Planter box on top of concrete slab (Refer to detail)

brick garden edging
Lay a single course of paving bricks in a mortar haunch (200mm wide and 100mm deep). The edges are to be laid in even curves and straight lines as shown on the plan. Where tight curves are shown use half bricks to show a more even curve. The top of the edges to finish flush with the adjacent turf and mulch levels.

stepping stones
Precast concrete stepping stones in decorative gravel mulch

existing trees to be removed
...

existing trees to be retained
...

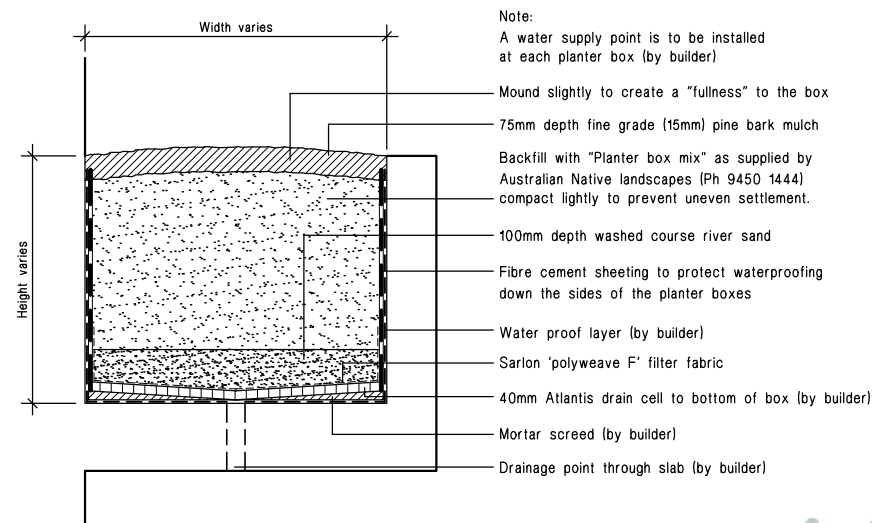
planting areas
Ensure that the mass planting areas have been excavated to 300mm below finished levels. Rip to a further depth of 150mm. Supply and install 300mm soil mix. Soil mix to comprise of one part approved compost to three parts topsoil. Topsoil shall be either imported topsoil or stockpiled site topsoil (if suitable ie: No clay). Install 75mm depth of selected mulch.

maintenance:

All landscape works are to be maintained for a period of three months from the date of practical completion. This includes all watering, weeding, spraying and re-mulching necessary to achieve vigorous growth. Any defects which arise during this period are to be rectified immediately. Any plants or areas of turf which fail during this period are to be replaced at no additional cost.

fencing:

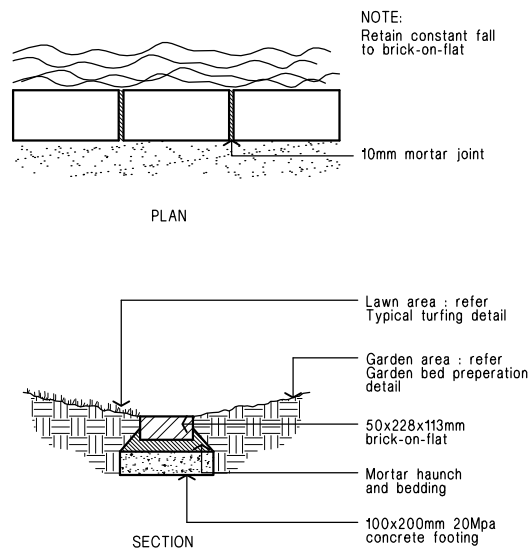
For all fencing types and materials refer to the Architects plans.



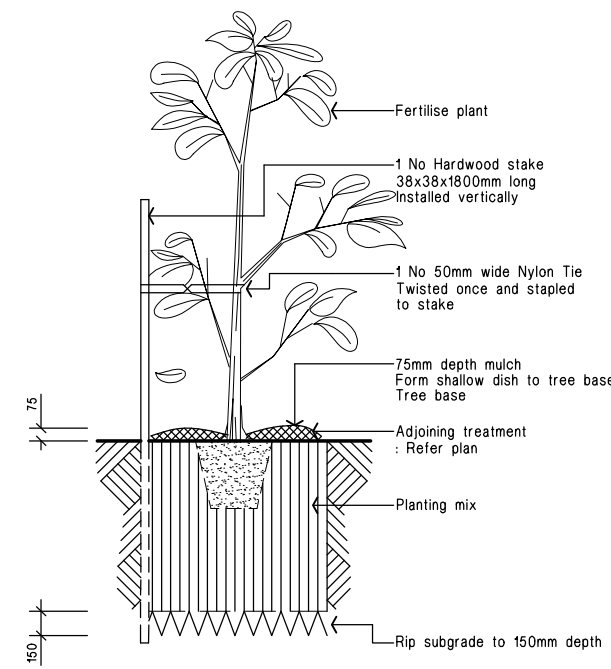
Typical planter box Detail. Not.To.Scale.

PLANT SCHEDULE

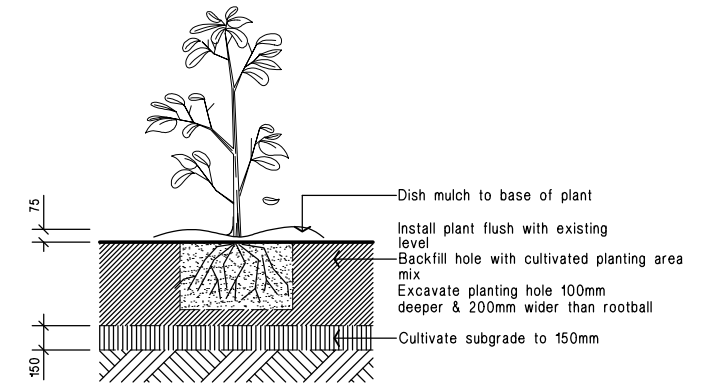
Code	Latin Name (Common Name - Mature Height)	Qty	Size	Stake
■ Trees				
E	Elaeocarpus reticulatus 'Prima donna' (Blue berry ash - 8m)	2	35 litre	yes
T	Tristania laurina 'Luscious' (Water Gum - 10m)	2	35 litre	yes
U	Elaeocarpus eumundii (Smooth leaved Quandong - 8m)	3	35 litre	yes
■ Shrubs				
Bx	Buxus microphylla 'Japonica' (Box - 1m)	15	5 litre	-
Cs	Camellia sasanqua (Sasanqua Camellia - 2m)	22	15 litre	yes
Cwa	Callistemon 'White Anzac' (White Bottlebrush - 1.5m)	8	5 litre	-
Gd	Gardenia augusta 'florida' (gardenia - 1.2m)	13	5 litre	-
Mp	Murraya paniculata (Orange Jessamine - 3m)	6	5 litre	-
Mtb	Magnolia grandiflora 'Teddy Bear' (Dwarf Magnolia - 3m)	2	5 litre	-
Prr	Photinia 'Red Robin' (Photinia - 2.5m)	8	5 litre	-
Rip	Raphiolepis 'Oriental Pearl' (Dwarf Indian hawthorne - 1m)	20	5 litre	-
Sre	Syzygium australe 'Resilience' (Lilly Pilly - 3m)	35	5 litre	-
Sb	Syzygium 'Blaze' (Syzygium - 3m)	9	5 litre	-
Srf	Syzygium leumanhii 'Royal flame' (Lilly Pilly - 2m)	7	5 litre	-
Srd	Strelitzia reginea 'mini bird' (Dwarf bird of paradise - 1m)	4	5 litre	-
■ Groundcovers				
Di	Dieties iridooides (Wild Iris - 0.8m)	10	150mm pot	
Cm	Clivea miniata (Kaffir lily - 0.5m)	48	150mm pot	
Lrg	Liriope 'Evergreen Giant' (Giant liriope - 0.5m)	24	150mm pot	
Lt	Lomandra longifolia 'Tanika' (Fine leaf dwarf lomandra - 0.6m)	5	150mm pot	
Tj	Trachelospermum jasminoides (star jasmine - 0.3m)	2	150mm pot	



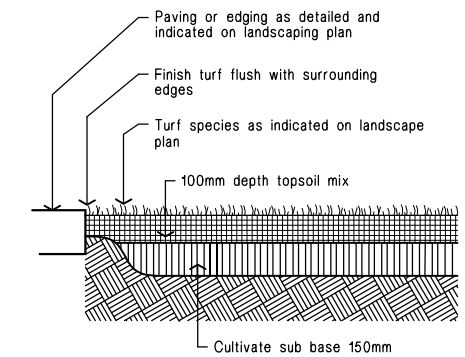
Brick garden edge Detail.



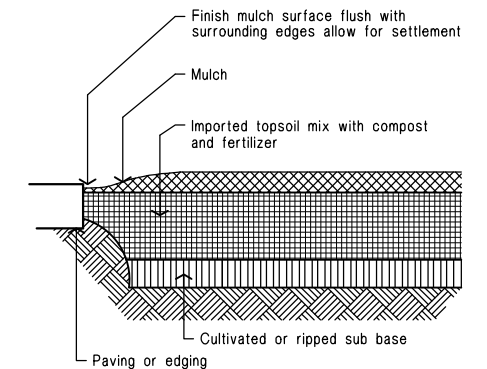
15 - 35 litre Tree planting Detail. Not.To.Scale.



Planting in garden beds Detail. Not.To.Scale.



Ground preparation Grassed area: turf using imported topsoil Detail. Not.To.Scale.



Ground preparation Planting area using imported topsoil Detail. Not.To.Scale.



project: PROPOSED BOARDING HOUSE
No. 6 Edith Street, KINGSWOOD
client: Mr Simon SASSINE

north: [Compass rose]

issue: REV.DA date: 03.09.19 issue no: B
drawing title: LANDSCAPE PLAN drawing No:
drawn: HK scale: 1:100 @ A3
checked: RF project No: 4450B

L02/2

RAY FUGGLE ASSOCIATES landscape architects
126, 241 PENNANT HILLS RD CARLINGFORD NSW 2118
p 02 8860 0022
f 02 8860 0021
m 0412 294 712
abn 76 003 773 939

RAY FUGGLE ASSOCIATES landscape architects
email: RAY@fuggle.net.au