

1158-1160 CASTLEREAGH ROAD, CASTLEREAGH, NSW

1. SITE WORKS

CODE	AREA	FINISH	IMAGE	COMMENT
	Concrete footpath – New addition	New 1.0m wide RC path with a 1.8m wide passing bay. Refer to Structural Engineer's detail. Note: 100mm thick SL72, 30mm sand, as per Penrith City Engineering Construction Specification for Civil Works.		Finish: Broom non-slip
	Concrete slab – A/C enclosure	New RC slab and 300mm stormwater pit to existing A/C enclosure. Refer to Structural Engineer's detail.		
	Concrete steps – Existing	Allow to re-secure/stabalise existing concrete steps.		
	Concrete landing and steps – New Addition	New RC landing and steps throughout. Refer to Structural Engineer's detail.		Finish: Broom non-slip
	New access ramp – Concrete	New portion of RC access ramp to height of 200mm above the existing natural ground level. Refer to Structural Engineer's detail. Note: Cement render to ramp sides, paint finish.		Concrete finish: Broom non-slip In accordance with AS 1428.1-2009. Render paint finish – Colour: TBC Weathersheild Acrylic 'Low Sheen' (min. 2 coats over primer).
	New access ramp – Steel frame	New steel frame access ramp with steel purlins to take new Inex 'Maxideck' 140 x 19mm decking boards or similar approved over and to ramp sides. Refer to Structural Engineer's detail.		Steel paint finish – Colour: TBC 'Gloss' (min. 2 coats over galvanised primer) Deck paint finish – Colour: Clear Inex Ultra Clear Anti-Slip R12, P4 and P5(65) In accordance with AS 1428.1-2009.

1158-1160 CASTLEREAGH ROAD, CASTLEREAGH, NSW

CODE	AREA	FINISH	IMAGE	COMMENT
	Balustrades and handrails – Existing to be replaced	New 50mm CHS with 3mm tube wall stainless steel 316 marine grade handrails fixed with 10mm pin fixings on galvanised steel posts with base fixings (baseplates) bolted with 4 fixings to RC slab at max. 1.2m centres. Refer to Elevations for extent. Note: Baseplate not to protrude from handrail to the inside. Note: All joints ground smooth.		In accordance with AS 1428.1-2009.
	Balustrades and handrails – Deck	New 50mm CHS with 3mm tube wall stainless steel 316 marine grade handrails fixed with 10mm pin fixings on galvanised steel posts with base fixings (baseplates) bolted with 4 fixings to steel framed deck at max. 1.2m centres. 25mm CHS middle horizontal rail welded to galvanised steel posts. Refer to Elevations for extent. Note: Baseplate not to protrude from handrail to the inside. Note: All joints ground smooth.		In accordance with AS 1428.1-2009.
	Balustrades and handrails – Ramp	New 50mm CHS with 3mm tube wall stainless steel 316 marine grade handrails fixed with 10mm pin fixings on galvanised steel posts with base fixings (baseplates) bolted with 4 fixings to ramp at max. 1.2m centres. Refer to Elevations for extent. Note: Baseplate not to protrude from handrail to the inside. Note: All joints ground smooth.		In accordance with AS 1428.1-2009.

1158-1160 CASTLEREAGH ROAD, CASTLEREAGH, NSW

CODE	AREA	FINISH	IMAGE	COMMENT
	Steel plate kerb – Generally	100 x 5mm galvanised steel plate kerb fixed to upright posts of ramp and deck balustrades.		In accordance with AS 1428.1-2009.
	Step nosing	New stair nosing 50 - 75mm wide and a min. 30% luminance contrast to concrete steps.		In accordance with AS 1428.1-2009.
	Tactile indicators	New tactile indicators installed with stainless steel studs at the top and bottom of the new entry ramp in accordance with the BCA and Australian Standards.		
	New decking structure	Steel framed deck structure. Refer to Structural Engineer's details.		
	New decking boards	Inex 'Maxideck' 140 x 19mm decking boards or similar approved fixed to deck structure in accordance with manufacturers specifications. Note: Decking to be fixed to deck sides.		Paint finish – Colour: Clear Inex Ultra Clear Anti-Slip R12, P4 and P5(65)
	New park benches x 2			Allow a Provisional Sum
	Safety bollards – Southern side x 8	'Baychester' outdoor 125 x 125mm hardwood post, 1.2m above ground, with reflective tape to recess. Note: Bollard to be placed in suitable concrete base footings.		By Structure – www.outdoorstructure.com.au
	Safety bollards – Western side x 8	'Baychester' outdoor 125 x 125mm hardwood post, 1.2m above ground, with reflective tape to recess. Note: Bollard to be placed in suitable concrete base footings.		By Structure – www.outdoorstructure.com.au
	New site signage			Allow a Provisional Sum
	New 'Emergency Exit' lighting	Install new 'Emergency Exit' lighting over all exit doors.		

1158-1160 CASTLEREAGH ROAD, CASTLEREAGH, NSW


CODE	AREA	FINISH	IMAGE	COMMENT
	A/C enclosure	Capral aluminium extruded louvre enclosure with gate. Refer to Door and Window Schedule.		Powdercoat finish – Colour: 'Paperbark'

2. EXTERNAL FINISHES

Note: Allow to tidy up existing exposed electrical work throughout

CODE	AREA	FINISH	IMAGE	COMMENT
	Brickwork – new addition	New smooth faced brick with mortar joints to match existing.		Paint finish – Colour: TBC Weathersheild Acrylic 'Low Sheen' (min. 2 coats over primer).
	Cladding – new addition	Horizontal pre-primed pine weatherboard cladding with profile to match existing adjacent. Note: Sarking and insulation throughout.		Paint finish – Colour: TBC Weathersheild Acrylic 'Low Sheen' (min. 2 coats over primer).
	Door awning x 2	New timber framed awnings over double doors to Northern side of Hall to match the existing over Sothern side doors.		Paint finish – Colour: TBC Weathersheild Acrylic 'Low Sheen' (min. 2 coats over primer).
	Roofing – new awnings	Zincalume custom-orb roofing, profile to match existing.		
	Flashing	Folded Colorbond flashing.		Pre-finished – Colour: 'Manor Red'
	Eaves lining	Install new eaves lining over A/C units.		Paint finish – Colour: TBC Weathersheild Acrylic 'Low Sheen' (min. 2 coats over primer).

1158-1160 CASTLEREAGH ROAD, CASTLEREAGH, NSW

CODE	AREA	FINISH	IMAGE	COMMENT
	Soffit lining	New FC sheet soffit lining, paint finish. Refer to the RC and Electrical Plan for extent. Note: Allow to remove existing Asbestos soffit lining.		Paint finish – Colour: TBC Weathersheild Acrylic 'Low Sheen' (min. 2 coats over primer).
	Door frames – timber	Pre-primed pine to match existing. Refer to Door and Window Schedule.		Paint finish – Colour: TBC Aqua Enamel 'Semi Gloss' (min. 2 coats over primer).
	Window frames – timber	Pre-primed pine to match existing. Refer to Door and Window Schedule. Note: Brio Hardware to be approved.		Paint finish – Colour: TBC Aqua Enamel 'Semi Gloss' (min. 2 coats over primer).
	Door threshold – existing	Restore or replace existing damaged Terrazzo door threshold to Eastern side of Hall. Size of threshold approximately 1400 x 300mm		Colour: To match existing
	Ceiling insulation – new addition	215mm Gold Batts 3.0 between rafters.		
	External timber framed wall insulation	Provide min R2.5 value thermal insulation and sarking to all external walls.		
	Internal timber framed wall insulation	Provide 75mm ACI Noise Control rockwool batts, or similar approved.		




1158-1160 CASTLEREAGH ROAD, CASTLEREAGH, NSW

3. INTERNAL FINISHES

3.1 FLOORS

CODE	AREA	FINISH	IMAGE	COMMENT
	Flooring – Existing hall and stage	Sand back and re-seal existing timber floorboards.		Paint finish – Colour: Clear 2 Pac Polyurethane ‘Satin’ (min. 3 coats)
	Flooring – Existing foyer	New 300 x 300mm concrete look ‘Grey Grip’ P5 pendulum floor tiles. Note: Allow to remove existing floor tiles and make good to RC slab for new tiles.		By Skheme – (02) 8755 2300 Colour: ‘Grey’ Epoxy grout – Colour: ‘Charcoal’ (2mm max. grout joints)
	Flooring – Existing store room	Install new Forbo ‘Marmoleum Vivace’ vinyl flooring over existing storeroom floor.		Colour: 3421 ‘Oyster Mountain’
	Flooring – New stage addition for accessible lift	New hardwood timber floorboards to match the existing. Note: Floorboards to be laid to match the direction of the adjoining stage.		Paint finish – Colour: Clear 2 Pac Polyurethane ‘Satin’ (min. 3 coats)
	Door threshold – New	New Terrazzo door threshold to new double door opening between Hall and Store Room to match existing entry doors. Size of threshold approximately 1800 x 300mm		Colour: To match existing

1158-1160 CASTLEREAGH ROAD, CASTLEREAGH, NSW





CODE	AREA	FINISH	IMAGE	COMMENT
	Male toilet	300 x 300 mm 'Terradmarmo' Terrazzo Di Marmo 12 Matt floor tile + R11 slip resistance. Note: Allow to remove existing floor tiles and make good to RC slab for new tiles. Note: Slip certificate required.		By Surface Gallery – (02) 9566 2002 Epoxy grout – Colour: Charcoal (2mm max. grout joints)
	Female toilet	300 x 300 mm 'Terradmarmo' Terrazzo Di Marmo 12 Matt floor tile + R11 slip resistance. Note: Allow to remove existing floor tiles and make good to RC slab for new tiles. Note: Slip certificate required.		By Surface Gallery – (02) 9566 2002 Epoxy grout – Colour: Charcoal (2mm max. grout joints)
	Access toilet	300 x 300 mm 'Terradmarmo' Terrazzo Di Marmo 12 Matt floor tile + R11 slip resistance. Note: Allow to remove existing floor tiles and make good to RC slab for new tiles. Note: Slip certificate required.		By Surface Gallery – (02) 9566 2002 Epoxy grout – Colour: Charcoal (2mm max. grout joints)

3.2 WALL FINISHES

Note: Allow to relocate kitchen plumbing coming through the wall

CODE	AREA	FINISH	IMAGE	COMMENT
	Existing – Generally	Patch and make good to existing wall finishes for new paint finish throughout.		Paint finish – Colour: TBC Wash & Wear Acrylic 'Low Sheen' (min. 2 coats over primer).
	Existing – Foyer	New 130mm pre-primed pine VJ Board wall paneling fixed to horizontal battens at 600mm centres.		Paint finish – Colour: TBC Wash & Wear Acrylic 'Low Sheen' (min. 2 coats over primer).

1158-1160 CASTLEREAGH ROAD, CASTLEREAGH, NSW

CODE	AREA	FINISH	IMAGE	COMMENT
	Existing – Kitchen window in-fill	New 'Aquacheck' set plasterboard wall with 400 x 300mm white 'Gloss' ceramic tiles to 2.1m high to match the existing finish on the kitchen side of wall.		Colour: White Epoxy grout – Colour: White (2mm max. grout joints)
	New addition – Generally	Set plaster to new cavity brick walls, paint finish.		Paint finish – Colour: TBC Wash & Wear Acrylic 'Low Sheen' (min. 2 coats over primer).
	New addition – Stage addition	New 130mm pre-primed pine VJ Board wall paneling fixed vertically.		Paint finish – Colour: TBC Wash & Wear Acrylic 'Low Sheen' (min. 2 coats over primer).
	Male and Female toilets – Generally	300 x 100mm 'Matt' subway wall tiles.		By Surface Gallery – (02) 9566 2002 Colour: White Epoxy grout – Colour: White (2mm max. grout joints)
	Male and Female toilets – Dado	100 x 100mm 'Matt' mosaic wall tiles.		By Surface Gallery – (02) 9566 2002 Colour: Turquoise Epoxy grout – Colour: White (2mm max. grout joints)
	Access toilet – Generally	300 x 100mm 'Matt' subway wall tiles.		By Surface Gallery – (02) 9566 2002 Colour: White Epoxy grout – Colour: White (2mm max. grout joints)
	Access toilet – Dado	100 x 100mm 'Matt' mosaic wall tiles.		By Surface Gallery – (02) 9566 2002 Colour: Turquoise Epoxy grout – Colour: White (2mm max. grout joints)
	Cleaner's cupboard – Splashback	Stainless steel splashback.		

1158-1160 CASTLEREAGH ROAD, CASTLEREAGH, NSW

3.3 SKIRTINGS

CODE	AREA	FINISH	IMAGE	COMMENT
	Existing – Generally	Existing skirting to remain, new paint finish.		Paint finish – Colour: TBC Wash & Wear Acrylic ‘Semi-gloss’ (min. 2 coats over primer).
	Existing – Foyer	New 90 x 19mm pre-primed pine skirting board, paint finish.		Paint finish – Colour: TBC Wash & Wear Acrylic ‘Semi-gloss’ (min. 2 coats over primer).
	New addition – Generally	New skirting to match existing, paint finish.		Paint finish – Colour: TBC Wash & Wear Acrylic ‘Semi-gloss’ (min. 2 coats over primer).
	New addition – Stage addition	New 90 x 19mm pre-primed pine skirting board, paint finish.		Paint finish – Colour: TBC Wash & Wear Acrylic ‘Semi-gloss’ (min. 2 coats over primer).

3.4 CORNICES

CODE	AREA	FINISH	IMAGE	COMMENT
	New addition – Generally	Square set.		

3.5 ARCHITRAVES

CODE	AREA	FINISH	IMAGE	COMMENT
	Existing – Generally	Existing architraves to remain, new paint finish.		Paint finish – Colour: TBC Wash & Wear Acrylic ‘Semi-gloss’ (min. 2 coats over primer).
	New addition – Generally	New architraves to match existing, paint finish.		Paint finish – Colour: TBC Wash & Wear Acrylic ‘Semi-gloss’ (min. 2 coats over primer).

1158-1160 CASTLEREAGH ROAD, CASTLEREAGH, NSW

CODE	AREA	FINISH	IMAGE	COMMENT
	New addition – Opening to stage for platform lift entry	New architraves to match existing, paint finish.		Paint finish – Colour: TBC Wash & Wear Acrylic 'Semi-gloss' (min. 2 coats over primer).

3.6 CEILING FINISHES

CODE	AREA	FINISH	IMAGE	COMMENT
	Existing – Generally	Existing ceiling to remain, new paint finish.		Paint finish – Colour: TBC Wash & Wear Acrylic 'Flat' (min. 2 coats over primer).
	Existing – Stage	Restore existing set plasterboard ceiling over stage, new paint finish.		Paint finish – Colour: TBC Wash & Wear Acrylic 'Flat' (min. 2 coats over primer).
	New addition – Generally	New set plasterboard ceiling, paint finish.		Paint finish – Colour: TBC Wash & Wear Acrylic 'Flat' (min. 2 coats over primer).

3.7 DOORS & WINDOWS

CODE	AREA	FINISH	IMAGE	COMMENT
	New doors – Generally	Refer to Door and Window Schedule.		Paint finish – Colour: TBC Wash & Wear Acrylic 'Semi-gloss' (min. 2 coats over primer).
	Door and window hardware – Generally	Satin chrome finish to all hardware throughout.		

3.8 ELECTRICAL

Note: Allow to tidy up existing exposed electrical work throughout

Note: Replace existing light bulbs with LED throughout

1158-1160 CASTLEREAGH ROAD, CASTLEREAGH, NSW


CODE	AREA	FINISH	IMAGE	COMMENT
	GPO's	HPM Linea or similar approved.		All double GPO's.
	Switch plates	HPM Linea or similar approved.		
	Light fittings	Refer to the RC and Electrical Plan.		
	Exhaust fans	Refer to the RC and Electrical Plan.		
	Emergency Exit signs	Refer to the RC and Electrical Plan.		
	Smoke detectors			Make good to BCA requirements.
	Emergency services			Make good to BCA requirements.

3.9 LIGHTING

Refer to the RC and Electrical Plan.

4. FIXTURES & FITTINGS

4.1 CLEANERS CUPBOARD

CODE	AREA	FINISH	IMAGE	COMMENT
	Floor waste x 1	Stainless steel floor waste, plain slotted and screw fixed.		

1158-1160 CASTLEREAGH ROAD, CASTLEREAGH, NSW

CODE	AREA	FINISH	IMAGE	COMMENT
	Cleaners sink x 1	<p>Britex stainless steel cleaner's sink with hinged stainless steel bucket grate and wall mounting brackets to suit.</p> <p>Note: Front support legs and stainless steel splashback.</p> <p>Product Code: CSL</p>		By Britex – (02) 9531 2100
	Cleaners sink tap set x 1	<p>Caroma contemporary lever wall tap set.</p> <p>Product Code: 90333C5A</p>		By Caroma – (02) 9202 7000

1158-1160 CASTLEREAGH ROAD, CASTLEREAGH, NSW




4.2 MALE TOILET

CODE	AREA	FINISH	IMAGE	COMMENT
	Floor waste x 1	Stainless steel floor waste, straight slotted and screw fixed.		
	Toilet suite (accessible) x 1	Caroma Care Liano clean flush series II wall faced toilet suite with single flap seat, Anthracite Grey. Product Code: 766400AG		To comply with A.S.1428-1 By Caroma – (02) 9202 7000
	Grab rail (toilet) x 2	RBA4040-810 – SS 40° angled right hand grab bar.		To comply with A.S.1428-1 By RBA group – (02) 9570 8888




1158-1160 CASTLEREAGH ROAD, CASTLEREAGH, NSW

CODE	AREA	FINISH	IMAGE	COMMENT
	Urinal x 2	Caroma Torres wall hung urinal. Product Code: 666101W		By Caroma – (02) 9202 7000
	Basin x 2	Caroma Opal 900 twin wall basin. Product Code: 632510W		By Caroma – (02) 9202 7000
	Basin shroud x 2	Caroma Opal shroud to suit wall basin. Product Code: 632601W		By Caroma – (02) 9202 7000

1158-1160 CASTLEREAGH ROAD, CASTLEREAGH, NSW



CODE	AREA	FINISH	IMAGE	COMMENT
	Basin mixer x 2	Chrome Posh Bristol MK2 basin mixer. Product Code: 9505245 Note: TMV for temperature set at maximum 43 degrees celcius.		By Reece – (02) 9518 4596
	Soap dispenser x 2	Ecolab Nexa hand hygiene soap dispenser. Product Code: 284393		By Ecolab – www.ecolab.com
	Hand dryer x 2	Dyson Airblade V hand dryer, sensor operated. Product Code: HU02		By Dyson – 1800 239 766

1158-1160 CASTLEREAGH ROAD, CASTLEREAGH, NSW

CODE	AREA	FINISH	IMAGE	COMMENT
	Toilet roll holder x 1	Kimberly-Clark Professional surface mounted toilet paper holder. Product Code: 4930		To comply with A.S.1428-1 By Kimberly-Clark Professional – www.kcprofessional.co.in
	Toilet partitions and nibs	Waterloo Contemporary Laminex 13mm compact laminate with slimline headtrack sanitary partitions and nibs with all associated fittings to equal ambulant fittings.		Colour: Stone By Waterloo Systems – (02) 6244 3222
	Toilet partition doors	Waterloo Contemporary Laminex 13mm compact laminate with slimline headtrack sanitary partition doors with all associated fittings to equal ambulant fittings. Note: To include fully concealed Waterloo 'Wave' red-green in-use indicator for all doors, 3 x hinges to all doors and 2 x 'Wave' combined coat hook / bumper for all doors.		Colour: Mandarin By Waterloo Systems – (02) 6244 3222
	Mirror x 2	550 x 1200mm frameless mirror glue fixed to wall.		

1158-1160 CASTLEREAGH ROAD, CASTLEREAGH, NSW

4.3 FEMALE TOILET

CODE	AREA	FINISH	IMAGE	COMMENT
	Floor waste x 1	Stainless steel floor waste, straight slotted and screw fixed.		
	Toilet suite x 3	Caroma Luna wall faced toilet suite. Product Code: 2135002		By Caroma – (02) 9202 7000



1158-1160 CASTLEREAGH ROAD, CASTLEREAGH, NSW

CODE	AREA	FINISH	IMAGE	COMMENT
	Toilet suite (accessible) x 1	Caroma Liano clean flush series II wall faced toilet suite with single flap seat, Anthracite Grey. Product Code: 766400AG		To comply with A.S.1428-1 By Caroma – (02) 9202 7000
	Grab rail (toilet) x 2	RBA4040-810 – SS 40° angled right hand grab bar.		To comply with A.S.1428-1 By RBA group – (02) 9570 8888
	Basin x 2	Caroma Opal 900 twin wall basin. Product Code: 632510W		By Caroma – (02) 9202 7000



1158-1160 CASTLEREAGH ROAD, CASTLEREAGH, NSW

CODE	AREA	FINISH	IMAGE	COMMENT
	Basin shroud x 2	Caroma Opal shroud to suit wall basin. Product Code: 632601W		By Caroma – (02) 9202 7000
	Basin mixer x 2	Chrome Posh Bristol MK2 basin mixer. Product Code: 9505245 Note: TMV for temperature set at maximum 43 degrees celcius.		By Reece – (02) 9518 4596
	Soap dispenser x 2	Ecolab Nexa hand hygiene soap dispenser. Product Code: 284393		By Ecolab – www.ecolab.com


1158-1160 CASTLEREAGH ROAD, CASTLEREAGH, NSW

CODE	AREA	FINISH	IMAGE	COMMENT
	Hand dryer x 2	Dyson Airblade V hand dryer, sensor operated. Product Code: HU02		By Dyson – 1800 239 766
	Toilet roll holder x 1	Kimberly-Clark Professional surface mounted toilet paper holder. Product Code: 4930		To comply with A.S.1428-1 By Kimberly-Clark Professional – www.kcprofessional.co.in

1158-1160 CASTLEREAGH ROAD, CASTLEREAGH, NSW

CODE	AREA	FINISH	IMAGE	COMMENT
	Toilet partitions and nibs	Waterloo Contemporary Laminex 13mm compact laminate with slimline headtrack sanitary partitions and nibs with all associated fittings to equal ambulant fittings.		Colour: Stone By Waterloo Systems – (02) 6244 3222
	Toilet partition doors	Waterloo Contemporary Laminex 13mm compact laminate with slimline headtrack sanitary partition doors with all associated fittings to equal ambulant fittings. Note: To include fully concealed Waterloo 'Wave' red-green in-use indicator for all doors, 3 x hinges to all doors and 2 x 'Wave' combined coat hook / bumper for all doors.		Colour: Mandarin By Waterloo Systems – (02) 6244 3222
	Mirror x 2	550 x 1200mm frameless mirror glue fixed to wall.		




4.4 ACCESSIBLE TOILET

CODE	AREA	FINISH	IMAGE	COMMENT
	Floor waste x 1	Stainless steel floor waste, straight slotted and screw fixed.		



1158-1160 CASTLEREAGH ROAD, CASTLEREAGH, NSW

CODE	AREA	FINISH	IMAGE	COMMENT
	Toilet suite (accessible) x 1	Caroma Care 800 Cleanflush toilet suite with backrest and pedigree 11 care single flap seat. Product Code: 901900BAG		To comply with A.S.1428-1 By Caroma – (02) 9202 7000
	Grab rail (toilet) x 1	RBA4040-810 – SS 40° angled right hand grab bar.		To comply with A.S.1428-1 By RBA group – (02) 9570 8888
	Grab rail (toilet) x 1	RBA4000-045 – SS 450mm straight grab rail.		To comply with A.S.1428-1 By RBA group – (02) 9570 8888
	Basin x 1	Caroma Opal 920 left hand wall basin. Product Code: 632410W		To comply with A.S.1428-1 By Caroma – (02) 9202 7000


1158-1160 CASTLEREAGH ROAD, CASTLEREAGH, NSW

CODE	AREA	FINISH	IMAGE	COMMENT
	Basin shroud x 2	Caroma Opal shroud to suit wall basin. Product Code: 632601W		By Caroma – (02) 9202 7000
	Basin mixer x 2	Chrome Posh Bristol MK2 basin mixer with extended handle. Product Code: 9505250 Note: TMV for temperature set at maximum 43 degrees celcius.		By Reece – (02) 9518 4596
	Soap dispenser x 2	Ecolab Nexa hand hygiene soap dispenser. Product Code: 284393		By Ecolab – www.ecolab.com


1158-1160 CASTLEREAGH ROAD, CASTLEREAGH, NSW

CODE	AREA	FINISH	IMAGE	COMMENT
	Hand dryer x 2	Dyson Airblade V hand dryer, sensor operated. Product Code: HU02		By Dyson – 1800 239 766
	Toilet roll holder x 1	Kimberly-Clark Professional surface mounted toilet paper holder. Product Code: 4930		To comply with A.S.1428-1 By Kimberly-Clark Professional – www.kcprofessional.co.in

1158-1160 CASTLEREAGH ROAD, CASTLEREAGH, NSW

CODE	AREA	FINISH	IMAGE	COMMENT
	Change table x 1	Koala Kare vertical wall mounted baby change table. Product Code: KB101		To comply with A.S.1428-1 By Koala Kare – http://www.koalabear.com
	Toilet partitions and nibs	Waterloo Contemporary Laminex 13mm compact laminate with slimline headtrack sanitary partitions and nibs with all associated fittings to equal ambulant fittings.		Colour: Stone By Waterloo Systems – (02) 6244 3222

1158-1160 CASTLEREAGH ROAD, CASTLEREAGH, NSW

CODE	AREA	FINISH	IMAGE	COMMENT
	Toilet partition doors	Waterloo Contemporary Laminex 13mm compact laminate with slimline headtrack sanitary partition doors with all associated fittings to equal ambulant fittings. Note: To include fully concealed Waterloo 'Wave' red-green in-use indicator for all doors, 3 x hinges to all doors and 2 x 'Wave' combined coat hook / bumper for all doors.		Colour: Mandarin By Waterloo Systems – (02) 6244 3222
	Mirror x 1	550 x 1200mm frameless mirror glue fixed to wall.		




5. JOINERY

5.1 CLEANERS CUPBOARD

CODE	AREA	FINISH	IMAGE	COMMENT
	Carcasses and shelves	HMR MDF, white laminate with 2mm PVC edge strips.		
	D-pull handles x 3	100mm D-pull handles to cupboard door fronts. Note: Locks on cupboard doors keyed alike.		

1158-1160 CASTLEREAGH ROAD, CASTLEREAGH, NSW

6. SIGNAGE

CODE	AREA	FINISH	IMAGE	COMMENT
	Signage to male accessible toilet cubicle	<p>Sign fixed to cubicle door.</p> <p>Install 1200 – 1600mm above FFL.</p> <p>Sign to have raised symbol, text and braille.</p> <p>Note: 1.6mm thick U.V. stable textured impact acrylic sign, provide backing plate when fixed to brick wall or horizontal boards.</p>		<p>Colour: TBC</p> <p>To comply with BCA D3.6 and AS1428.1-2009</p> <p>By Visualise – www.visualise.com.au</p>
	Signage to female accessible toilet cubicle	<p>Sign fixed to cubicle door.</p> <p>Install 1200 – 1600mm above FFL.</p> <p>Sign to have raised symbol, text and braille.</p> <p>Note: 1.6mm thick U.V. stable textured impact acrylic sign, provide backing plate when fixed to brick wall or horizontal boards.</p>		<p>Colour: TBC</p> <p>To comply with BCA D3.6 and AS1428.1-2009</p> <p>By Visualise – www.visualise.com.au</p>
	Signage to unisex accessible toilet and baby change room	<p>Sign fixed to door.</p> <p>Install 1200 – 1600mm above FFL.</p> <p>Sign to have raised symbol, text and braille.</p> <p>Note: 1.6mm thick U.V. stable textured impact acrylic sign, provide backing plate when fixed to brick wall or horizontal boards.</p>		<p>Colour: TBC</p> <p>To comply with BCA D3.6 and AS1428.1-2009</p> <p>By Visualise – www.visualise.com.au</p>

1158-1160 CASTLEREAGH ROAD, CASTLEREAGH, NSW

7. SERVICES

CODE	AREA	FINISH	IMAGE	COMMENT
	Existing A/C unit	Existing A/C unit to be relocated and existing service connections to be capped off.		Allow a Provisional Sum.
	New A/C unit x 3	New A/C units.		Allow a Provisional Sum.
	Platform lift	TSL 1100 BCA Steplift platform lift.		By Parking Sons – 1300 775 464 In accordance with AS 1428.1-2009.

8. LANDSCAPING

CODE	AREA	FINISH	IMAGE	COMMENT
	Tree planting	Plant 4 new trees to Southern side of Hall. Note: Tree species - Photenia Robusta, 140mm pot size.		