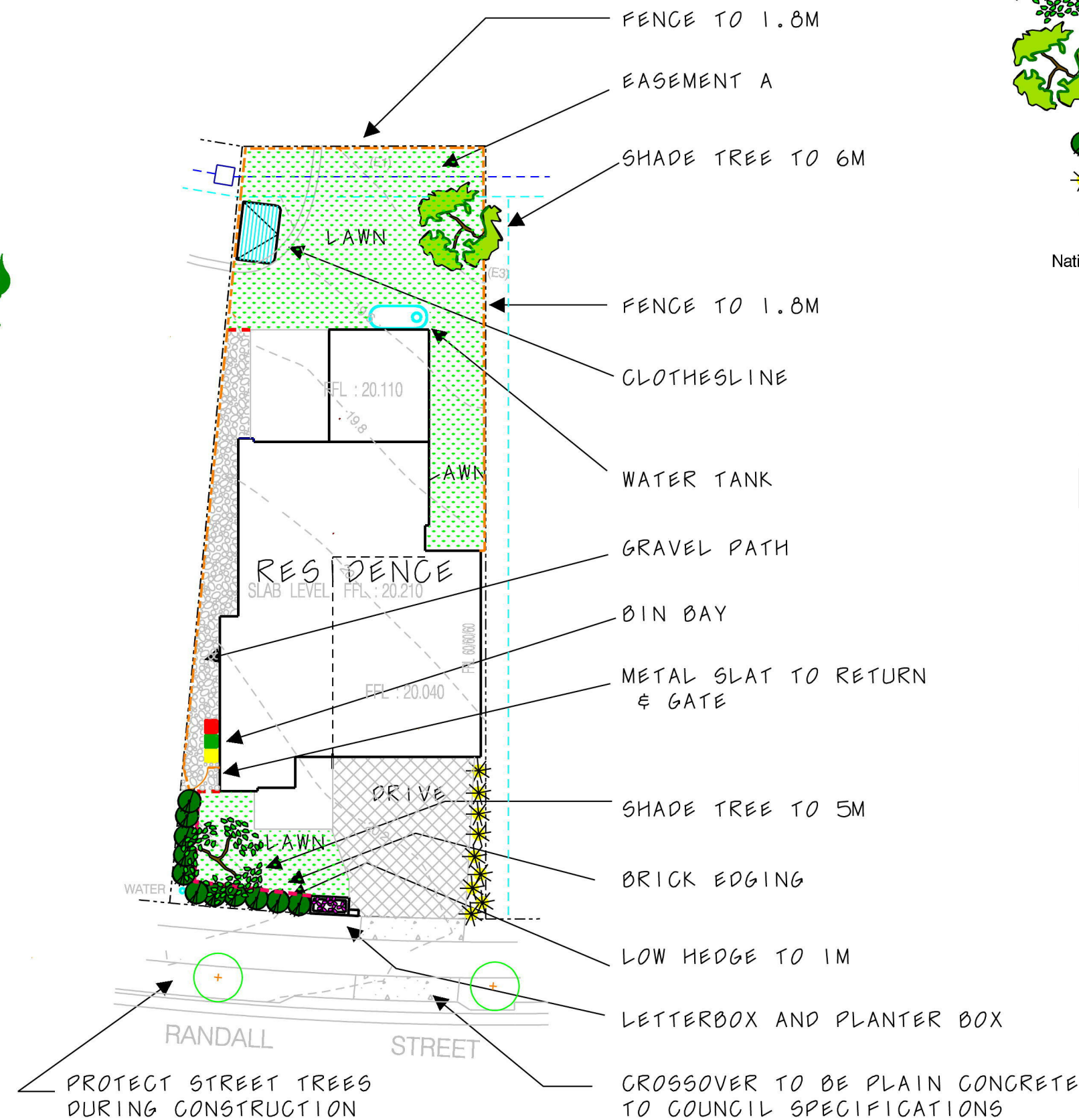


LANDSCAPE PLAN

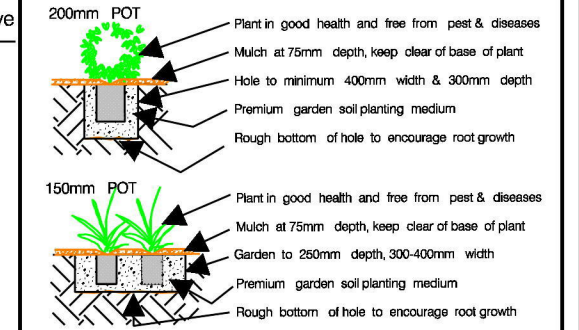
PLANT SCHEDULE

PLANTING DETAIL



SPECIES	No.	POT	HEIGHT	Native
Lagerstromia indica	1	45Ltr	5.0m	N
Acmenia smithii	1	45Ltr	6.0m	Y
Isopogon 'Pink Profussion'	12	200mm	1.0m	Y
Cordyline 'Red Sensation'	9	150mm	2.0m	Y
Liriope 'Evergreen Giant'	8	150mm	0.3m	Y

Native and low water plants 90%



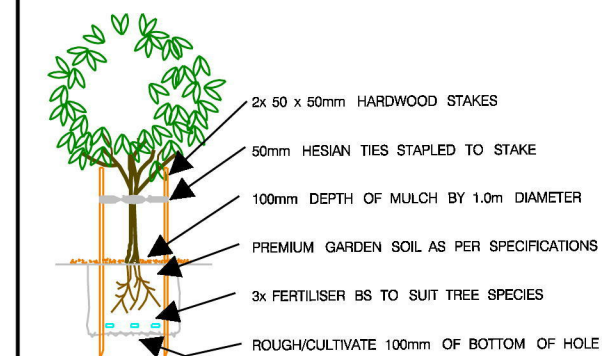
GENERAL NOTES

- ALL LANDSCAPE WORKS TO BE CONSTRUCTED IN ACCORDANCE WITH THIS PLAN AND SECTIONS. ALL WORK TO BE CONSTRUCTED TO ALL LOCAL BUILDING REGULATIONS AND AUSTRALIAN STANDARDS.
- ALL MEASUREMENTS AND LEVELS ARE TO BE CONFIRMED IN WRITING WITH THE DESIGNER PRIOR TO QUOTING, SET-OUT AND CONSTRUCTION. THIS PLAN IS NOT FOR CONSTRUCTION PURPOSES IT IS A DESIGN CONCEPT.
- ALL PLANTS TO BE IN FRESH GARDEN MIX SOIL, TO MEET AS4419 SOIL FOR LANDSCAPING AND GARDEN USE.
- MULCH ALL GARDEN BEDS TO A MINIMUM OF 75mm DEPTH TO MEET AS4454 COMPOST, SOIL CONDITIONERS AND MULCHS. MULCH TO BE CYPRESS 'UNI-MULCH' OR SIMILAR
- BRICK EDGE TO DIVIDE VERGE GRASS AND GARDENS, EDGING TO BE BRICK END ON END IN MORTAR BED. BRICK TO BE 200X100mm GREY PAVER
- LANDSCAPING SHALL BE MAINTAINED: IN ACCORDANCE WITH THE APPROVED PLAN AND IN A HEALTHY STATE, AND IN PERPETUITY BY THE EXISTING OR FUTURE OWNERS AND OCCUPIERS OF THE PROPERTY. IF ANY OF THE VEGETATION COMPRISING THAT LANDSCAPING DIES OR IS REMOVED, IT IS TO BE REPLACED WITH VEGETATION OF THE SAME SPECIES AND, TO THE GREATEST EXTENT PRACTICABLE THE SAME MATURITY, AS THE VEGETATION WHICH DIED OR WAS REMOVED.

MATERIALS

- Crossover to be plain colour
- Drive to be broom finish Charcoal coloured concrete
- Decorative pebble - To be 'Nepean River'
- Turf to be 'Sir Walter' buffalo turf grass
- Fence to be Colorbond Smartscreen in Basalt colour
- Fence & gate to be open metal slat to 1.8m
- Brick edging - mortared end to end
- Masonry letterbox @ planter bed to match house as per guidelines 2x0.7m

TREE PLANTING DETAIL



PO Box 140 Wentworth Falls NSW 2782
TEL: 0418422320 ABN 23103856891
info@pdla.net.au www.pdla.net.au

LANDSCAPE CONCEPT PLAN

PROJECT
Proposed Landscape Design
Lot322 Randall Street Glenmore Park NSW

CLIENT
Mowatt and Baker

AMENDMENTS

NOT FOR CONSTRUCTION
This plan is for design only, construction will require specifications
Copyright of this plan is the property of PDLA Pty Ltd, no part of this plan in any form may be copied without written permission.

Design; PD
Drawn; PD
Scale 1:200 @ A3
Date: 5/9/2019
Sheet 1 of 1
Plan No. 1944