

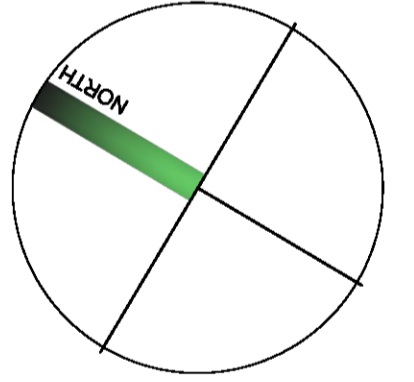


LEGEND

- turf
Excavate / grade all areas to be turfed to 120mm below required finished levels. Do not excavate within 150mm of the trunk of any existing tree to be retained. Ensure that all surface water runoff is directed towards inlet pits, kerbs etc. and away from buildings. Ensure that no ponding will occur. Rip the subgrade to 150mm. Install 100mm depth of imported topsoil. Just prior to spreading the turf, spread "Shirley's No. 17 lawn fertilizer" over the topsoil at the recommended rate. Lay "Kikuyu" turf rolls closely butted. Fill and small gaps with topsoil. Water thoroughly.
- brick garden edging
Lay a single course of paving bricks in a mortar haunch (200mm wide and 100mm deep). The edges are to be laid in even curves and straight lines as shown on the plan. Where tight curves are shown use half bricks to show a more even curve. The top of the edges to finish flush with the adjacent turf and mulch levels.
- existing trees to be removed
- existing trees to be retained
- stepping stones
Precast concrete stepping stones in decorative gravel mulch
- planting areas
Ensure that the mass planting areas have been excavated to 300mm below finished levels. Rip to a further depth of 150mm. Supply and install 300mm soil mix. Soil mix to comprise of one part approved compost to three parts topsoil. Topsoil shall be either imported topsoil or stockpiled site topsoil (if suitable i.e. No clay). Install 75mm depth of selected mulch.
- maintenance:**
All landscape works are to be maintained for a period of three months from the date of practical completion. This includes all watering, weeding, spraying and re-mulching necessary to achieve vigorous growth. Any defects which arise during this period are to be rectified immediately. Any plants or areas of turf which fall during this period are to be replaced at no additional cost.
- fencing:**
For all fencing types and materials refer to the Architects plans.

NOTE: DO NOT EXCAVATE FOR GARDEN BED UNDERBATH EXISTING IRONBARK. PLANTS TO BE PLANTED IN INDIVIDUALLY HAND DUG HOLES

NOTES:
FOR PLANT SCHEDULE AND
DETAILS REFER TO DRAWING
NO. L-02



JOIN LINE WITH DRAWING NO. L-04

JOIN LINE WITH DRAWING NO. L-02

LANDSCAPE PLAN 1 : 100

DATE	AMENDMENT	ISSUE

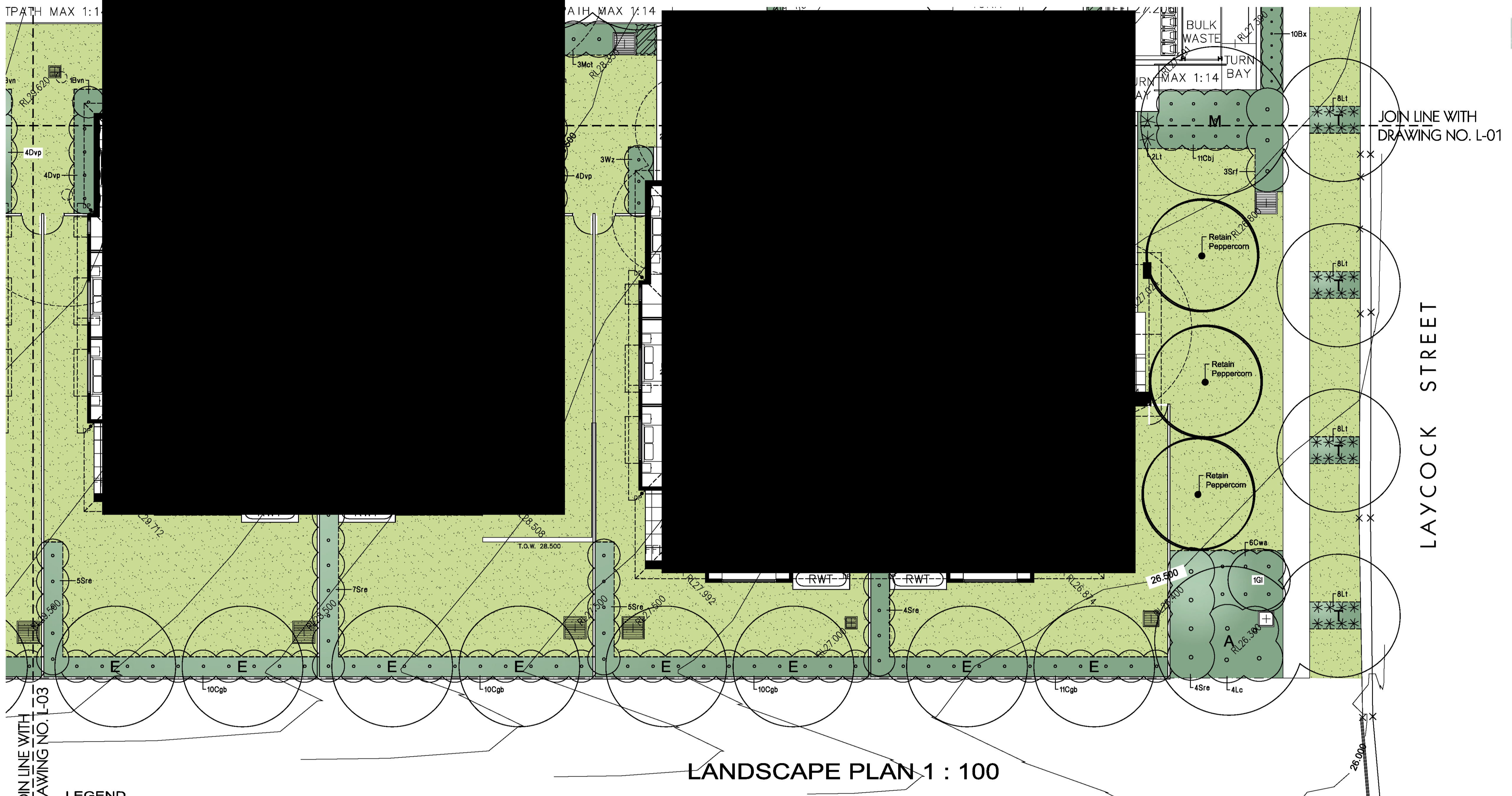
+ RAY FUGGLE ASSOCIATES
 landscape architects
 18 NEW FARM ROAD
 WEST PENNANT HILLS
 NSW 2125
 email: RAY@fuggle.net.au m 0412 294 712
 fax 18 003 773 639

Project:
PROPOSED SENIORS HOUSING DEVELOPMENT
No. 103-109 Laycock Street,
CRANEBROOK

Client:
Mr F. CATANEA

Drawing Title:
LANDSCAPE PLAN

Issue:	DA	date:	09/12/20	Issue no:	A
file name:		scale:	1:100 @ A1	drawing No:	
drawn:	HK	checked:	RF	project No:	4527b
					L-01/4



LANDSCAPE PLAN 1 : 100

JOIN LINE WITH DRAWING NO. L-03

JOIN LINE WITH DRAWING NO. L-01

LAYCOCK STREET

LEGEND

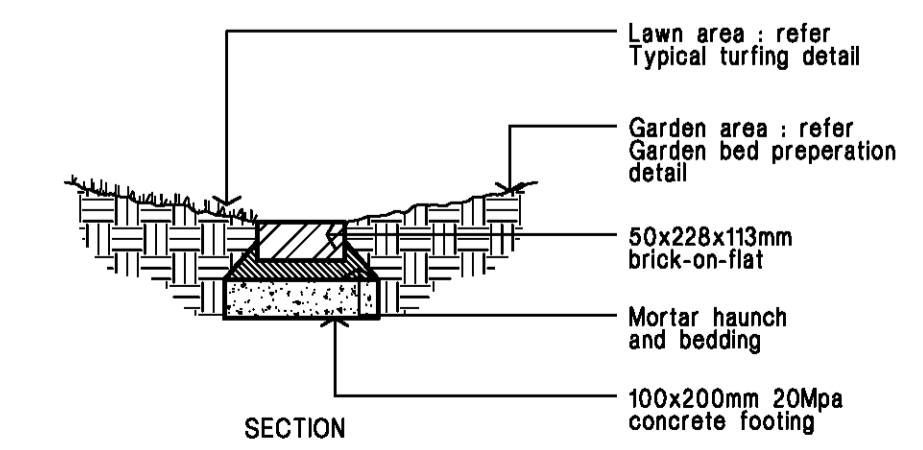
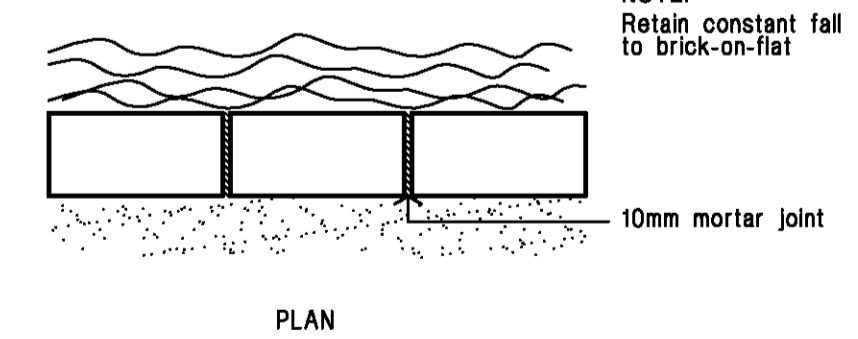
- turf**
Excavate / grade all areas to be turfed to 120mm below required finished levels. Do not excavate within 1500mm of the trunk of any existing tree to be retained. Ensure that all surface water runoff is directed towards inlet pits, kerbs etc., and away from buildings. Ensure that no ponding will occur. Rip the subgrade to 150mm. Install 100mm depth of imported topsoil. Just prior to spreading the turf, spread "Shirley's No. 17 lawn fertilizer" over the topsoil at the recommended rate. Lay "Kikuyu" turf rolls closely butted. Fill and small gaps with topsoil. Water thoroughly.
- brick garden edging**
Lay a single course of paving bricks in a mortar haunch (200mm wide and 100mm deep). The edges are to be laid in even curves and straight lines as shown on the plan. Where tight curves are shown use half bricks to show a more even curve. The top of the edges to finish flush with the adjacent turf and mulch levels.
- existing trees to be removed**
...
- existing trees to be retained**
...
- mulch only area**
75mm depth selected mulch to base of existing trees
- planting areas**
Ensure that the mass planting areas have been excavated to 300mm below finished levels. Rip to a further depth of 150mm. Supply and install 300mm soil mix. Soil mix to comprise of one part approved compost to three parts topsoil. Topsoil shall be either imported topsoil or stockpiled site topsoil (if suitable i.e. No clay). Install 75mm depth of selected mulch.
- maintenance:**
All landscape works are to be maintained for a period of three months from the date of practical completion. This includes all watering, weeding, spraying and re-mulching necessary to achieve vigorous growth. Any defects which arise during this period are to be rectified immediately. Any plants or areas of turf which fall during this period are to be replaced at no additional cost.
- fencing:**
For all fencing types and materials refer to the Architects plans.

PLANT SCHEDULE

Code	Latin Name (Common Name - Mature Height)	Qty	Size	Stake
Shrubs				
Bvn	Baeckea virgata 'nana' (Dwarf baeckea - 0.5m)	27	5 litre	-
Bx	Buxus microphylla 'Japonica' (Box - 1m)	25	5 litre	-
Cb	Callistemon 'Better John' (Dwarf Bottlebrush - 1m)	104	5 litre	-
Cj	Callistemon 'Little John' (Dwarf Bottlebrush - 1m)	6	5 litre	-
Cgb	Callistemon salignus 'Great balls of fire' (Bottlebrush - 1.5m)	85	5 litre	-
Cwa	Callistemon 'White Anzac' (White Bottlebrush - 1.5m)	124	5 litre	-
Dvp	Dodonaea viscosa 'Purpurea' (Purple Hop Bush - 2m)	36	5 litre	-
Ep	Eriostemon profusus (Free flowering wax flower - 1.3m)	4	5 litre	-
Gpc	Grevillea 'Peaches & Cream' (Grevillea - 1.5m)	2	5 litre	-
Gi	Grevillea 'Moonlight' (Moonlight grevillea - 3m)	5	5 litre	-
Hyl	Hymenosporum flavum 'Lushious' (Native frangipani - 0.5m)	42	5 litre	-
Lc	Leptospermum 'Cardwell' (Dwarf Tea Tree - 2m)	22	5 litre	-
Mth	Metrosideros thomasi (NZ Christmas Bush - 5m)	8	5 litre	-
Mct	Melaleuca 'Claret Tops' (Paperbark - 1.2m)	3	5 litre	-
Mt	Melaleuca thymifolia (Rock Myrtle - 1m)	100	5 litre	-
Sre	Syzygium australe 'Resilience' (Lilly Pilly - 3m)	48	5 litre	-
Srl	Syzygium leuanthii 'Royal flame' (Lilly Pilly - 2m)	6	5 litre	-
Wz	Westringia 'Zena' (Westringia - 1m)	10	5 litre	-

PLANT SCHEDULE

Code	Latin Name (Common Name - Mature Height)	Qty	Size	Stake
Trees				
A	Angophora floribunda (Rough Barked apple - 12m)	1	35 litre	yes
B	Elaeocarpus eumundi (Smooth leaved Quandong - 8m)	8	35 litre	yes
E	Elaeocarpus reticulatus (Blue berry ash - 8m)	24	35 litre	yes
F	Eucalyptus ficifolia 'Summer Red' (Red flowering gum - 5m)	4	35 litre	yes
G	Melaleuca bracteata revolution green (Bracelet myrtle - 3m)	6	35 litre	yes
M	Melaleuca linarifolia (Narrow leaved Paperbark - 6m)	1	35 litre	yes
T	Tristania laurina 'Luscious' (Water Gum - 10m)	7	35 litre	yes
W	Waterhusia floribunda (Waterhusia - 10m)	1	35 litre	yes
Groundcovers				
Dij	Dianella 'Little jess' (Dianella - 0.4m)	151	150mm pot	
Hs	Hibbertia scandens (Guinea flower - climber)	40	150mm pot	
Li	Lomandra longifolia (Lomandra - 1m)	12	150mm pot	
Lrg	Liriope 'Evergreen Giant' (Giant liriope - 0.5m)	51	150mm pot	
Lt	Lomandra longifolia 'Tanika' (Fine leaf dwarf lomandra - 0.6m)	115	150mm pot	
Pan	Pandorea 'Jasminoides - Dark pink' (Bower vine - climber)	12	150mm pot	
Tj	Trachelospermum jasminoides (star jasmine - 0.3m)	7	150mm pot	



Brick garden edge Detail.

NOTES:
FOR ADDITIONAL DETAILS
REFER TO DRAWING NO. L-03

DATE AMENDMENT ISSUE

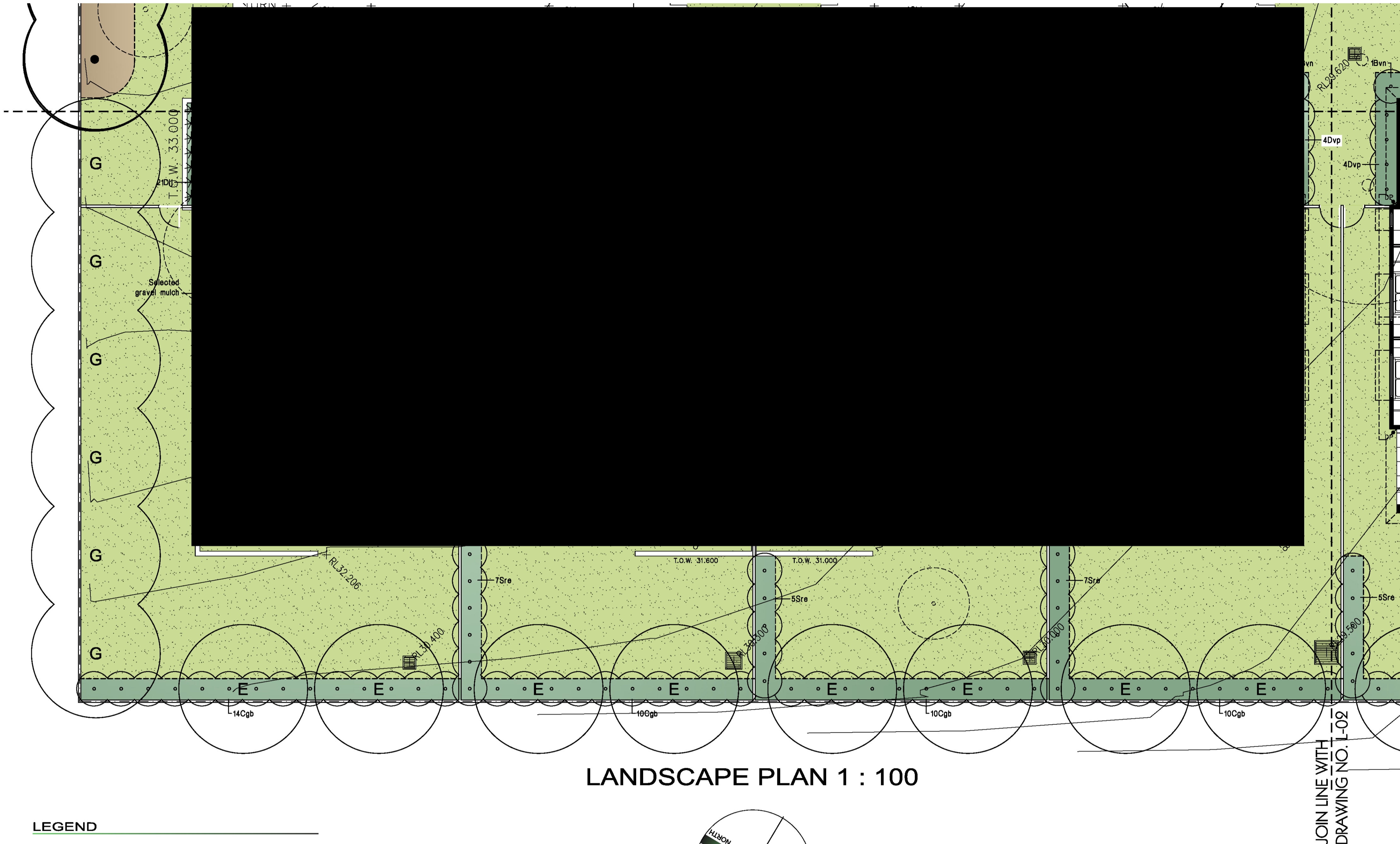
RFA RAY FUGGLE ASSOCIATES landscape architects
18 NEW FARM ROAD WEST PENNANT HILLS NSW 2125
email: RAY@fuggle.net.au 0412 294 712
abn 18 003 773 639

Project:
PROPOSED SENIORS HOUSING DEVELOPMENT
No. 103-109 Laycock Street,
CRANEBROOK

Client:
Mr F. CATANEA

Drawing Title:
LANDSCAPE PLAN

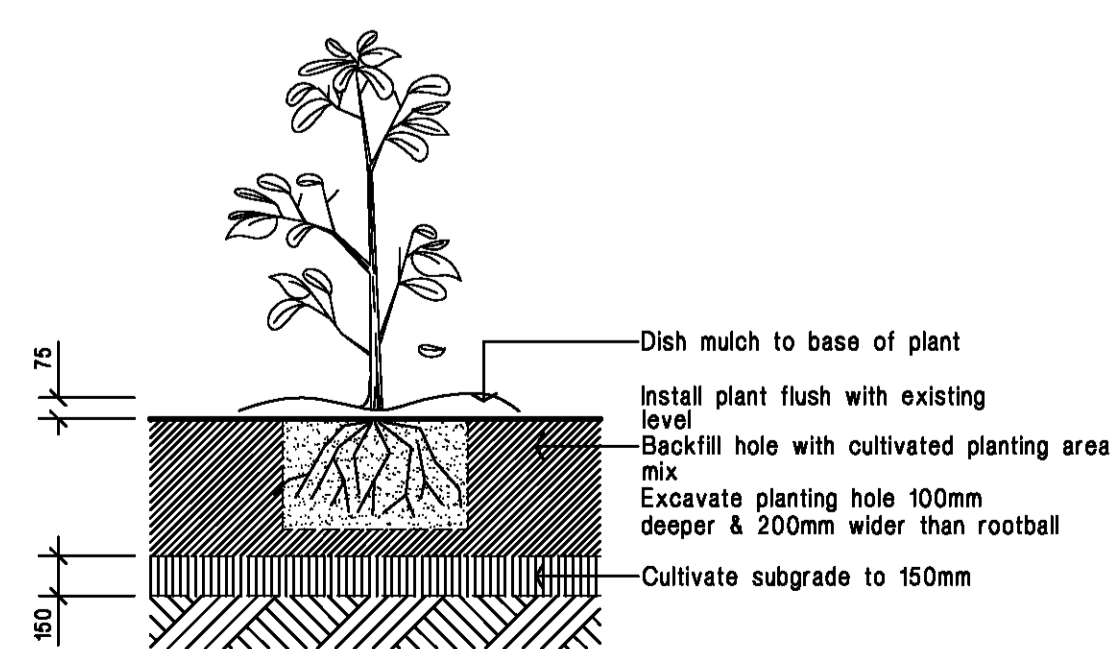
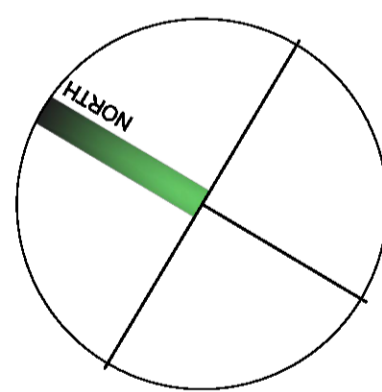
Issue: DA date: 09/12/20 Issue no: A
file name: c:\ drawing No:
drawn: HK scale: 1:100 @ A1
checked: RF project No: 4527b L-02/4



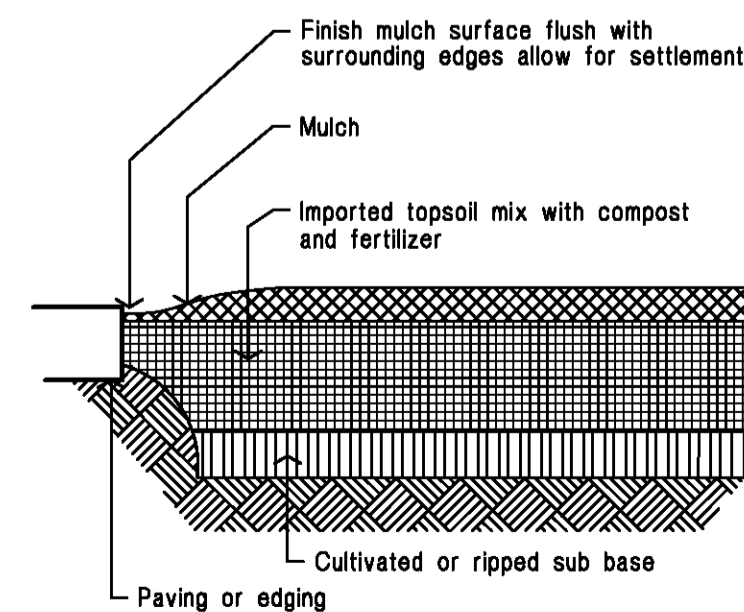
LANDSCAPE PLAN 1 : 100

LEGEND

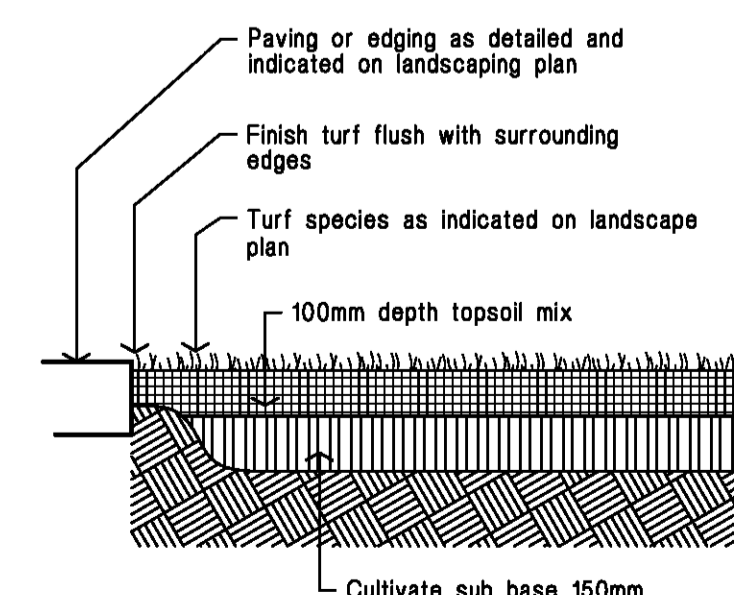
- turf
Excavate / grade all areas to be turfed to 120mm below required finished levels. Do not excavate within 1500mm of the trunk of any existing tree to be retained. Ensure that all surface water runoff is directed towards inlet pits, kerbs etc. and away from buildings. Ensure that no ponding will occur. Rip the subgrade to 150mm. Install 100mm depth of imported topsoil. Just prior to spreading the turf, spread "Shirley's No. 17 lawn fertilizer" over the topsoil at the recommended rate. Lay "Kikuyu" turf rolls closely butted. Fill and small gaps with topsoil. Water thoroughly.
- brick garden edging
Lay a single course of paving bricks in a mortar haunch (200mm wide and 100mm deep). The edges are to be laid in even curves and straight lines as shown on the plan. Where tight curves are shown use half bricks to show a more even curve. The top of the edges to finish flush with the adjacent turf and mulch levels.
- existing trees to be removed
...
- existing trees to be retained
...
- mulch only area
75mm depth selected mulch to base of existing trees
- planting areas
Ensure that the mass planting areas have been excavated to 300mm below finished levels. Rip to a further depth of 150mm. Supply and install 300mm soil mix. Soil mix to comprise of one part approved compost to three parts topsoil. Topsoil shall be either imported topsoil or stockpiled site topsoil (if suitable i.e. No clay). Install 75mm depth of selected mulch.
- maintenance:**
All landscape works are to be maintained for a period of three months from the date of practical completion. This includes all watering, weeding, spraying and re-mulching necessary to achieve vigorous growth. Any defects which arise during this period are to be rectified immediately. Any plants or areas of turf which fail during this period are to be replaced at no additional cost.
- fencing:**
For all fencing types and materials refer to the Architects plans.



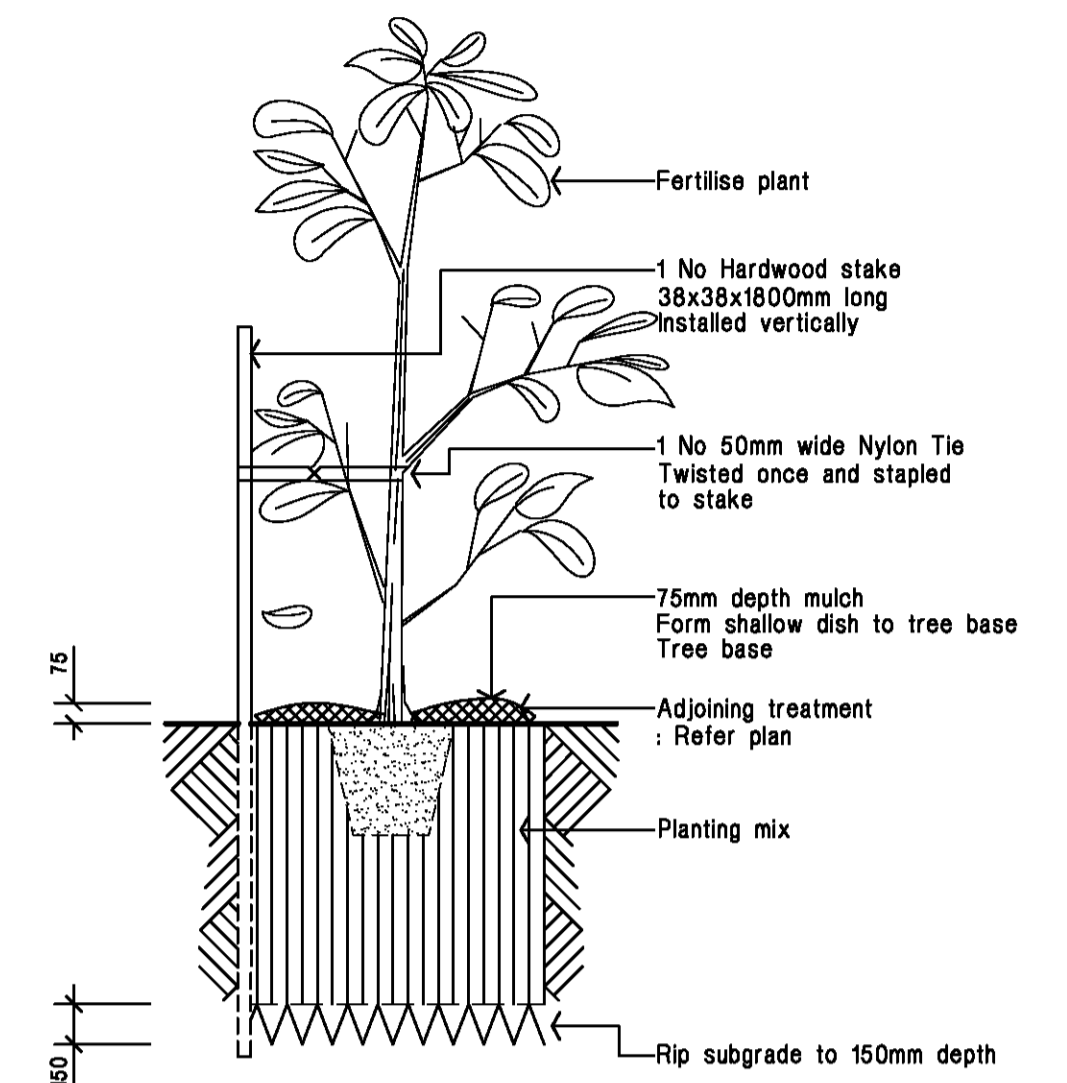
Planting in garden beds
Detail. Not.To.Scale.



Ground preparation
Planting area using imported topsoil
Detail. Not.To.Scale.



Ground preparation
Grassed area: turf using imported topsoil
Detail. Not.To.Scale.



15 - 35 litre Tree planting
Detail. Not.To.Scale.

NOTES:
FOR PLANT SCHEDULE AND
DETAILS REFER TO DRAWING
NO. L-02

DATE AMENDMENT ISSUE

RFA + RAY FUGGLE ASSOCIATES
landscape architects
18 NEW FARM ROAD
WEST PENNANT HILLS
NSW 2125
email: RAY@fuggle.net.au m 0412 294 712
a/bn 18 003 773 639

Project:
PROPOSED SENIORS HOUSING DEVELOPMENT



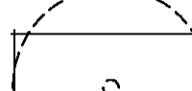



No. 103-109 Laycock Street,
CRANEBROOK

Client:
Mr F. CATANEA

Drawing Title:
LANDSCAPE PLAN

Issue:	DA	date:	09/12/20	Issue no:	A
file name:	c:\			drawing No:	
drawn:	HK	scale:	1:100 @ A1	project No:	4527b
checked:	RF				L-03/4

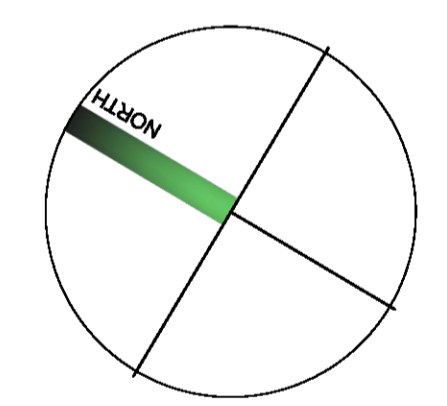
LEGEND

-  turf
Excavate / grade all areas to be turfed to 120mm below required finished levels. Do not excavate within 150mm of the trunk of any existing tree to be retained. Ensure that all surface water runoff is directed towards inlet pits, kerbs etc., and away from buildings. Ensure that no ponding will occur. Rip the subgrade to 150mm. Install 100mm depth of imported topsoil. Just prior to spreading the turf, spread "Shirley's No. 17 lawn fertilizer" over the topsoil at the recommended rate. Lay "Kikuyu" turf rolls closely butted. Fill and small gaps with topsoil. Water thoroughly.
-  brick garden edging
Lay a single course of paving bricks in a mortar haunch (200mm wide and 100mm deep). The edges are to be laid in even curves and straight lines as shown on the plan. Where tight curves are shown use half bricks to show a more even curve. The top of the edges to finish flush with the adjacent turf and mulch levels.
-  existing trees to be removed
...
-  existing trees to be retained
...
-  mulch only area
75mm depth selected mulch to base of existing trees
-  planting areas
Ensure that the mass planting areas have been excavated to 300mm below finished levels. Rip to a further depth of 150mm. Supply and install 300mm soil mix. Soil mix to comprise of one part approved compost to three parts topsoil. Topsoil shall be either imported topsoil or stockpiled site topsoil (if suitable i.e. No clay). Install 75mm depth of selected mulch.

maintenance:
All landscape works are to be maintained for a period of three months from the date of practical completion. This includes all watering, weeding, spraying and re-mulching necessary to achieve vigorous growth. Any defects which arise during this period are to be rectified immediately. Any plants or areas of turf which fall during this period are to be replaced at no additional cost.

fencing:
For all fencing types and materials refer to the Architects plans.

NOTES:
FOR PLANT SCHEDULE AND
DETAILS REFER TO DRAWING
NO. L-02



LANDSCAPE PLAN 1 : 100

DATE	AMENDMENT	ISSUE

RFA RAY FUGGLE ASSOCIATES
landscape architects
18 NEW FARM ROAD
WEST PENNANT HILLS
NSW 2125
email: RAY@fuggle.net.au
0412 264 712
02 963 773 639

Project:
PROPOSED SENIORS HOUSING DEVELOPMENT
No. 103-109 Laycock Street,
CRANEBROOK

Client:
Mr F. CATANEA

Drawing Title:
LANDSCAPE PLAN

Issue:	DA	date:	09/12/20	Issue no:	A
file name:	c:\			drawing No:	
drawn:	HK	scale:	1:100 @ A1		
checked:	RF	project No:	4527b		L-04/4