

- LEGEND**
- Existing trees to be retained
  - Proposed tree plantings
  - Proposed shrub plantings
  - Proposed groundcover & native grass plantings
  - Coloured concrete driveway / path pavement
  - Non slip patio pavement
  - Proposed garden bed
  - Proposed river pebble mulch
  - Proposed turfed area
  - Coloured concrete flush edge or brick garden edge
  - Proposed concrete unit paver stepping stones

**Notes:**

- Refer Architects drawings for pavement, walls, fence, steps, and levels
- Refer Engineers drawings for hydraulic information

**SPECIFICATION NOTES**

**PLANTING MATERIALS**

**Planting Mix:**  
 Imported planting mix to planting beds is to comprise an approved soil mix of:  
 • 60% Soil mix (75% coarse sand and 25% blacksoil)  
 • 10% Mushroom compost  
 • 10% Composted sawdust  
 • 10% Pine bark fines  
 • 10% Composted manure

**Mulch:**  
 Mulch shall mean Hort-Bark (15mm grade), free from material derived from Privet, Willow, Poplar, Coral trees, or other noxious weeds. Any mulch exceeding the 25mm grade shall be rejected / removed from the site. Graded pine bark mulch (ANL code MHB) to be supplied by Australian Native Landscapes Pty Ltd Phone (02) 9450 1444, or approved equivalent.

**Plant Material:**  
 All plant material must be true to the species. No substitutes will be allowed. All plants shall be free of fungus and insect damage. All plants shall be healthy, well shaped, not soft or force grown and not root bound.

**Turfed areas:**  
 All new turf areas are to be selected weed free Soft Leaf Buffalo (eg. Sir Walter). Turf shall be laid neatly butted with staggered joints, flush with adjacent surfaces and have even running falls to all drainage points.

All new turf area shall have a minimum 150mm depth of weed free top soil, placed and levelled prior to turfing.

**PREPARATION AND HARDWORKS**

**Excavating for Spot Planting**  
 To planting areas, excavate a hole for each plant large enough to provide not less than twice the depth and twice the diameter than the root ball of species to be planted.

**Staking**  
 Use durable hardwood, straight, free from knots or twists, pointed at one end. Drive stakes into the ground a minimum one third of their length, avoiding damage to the root system.

• 45 Litre trees in 2 x 38x38x1800mm Hardwood Stake with double Nylon tie  
 TIES: Provide a 50mm wide Nylon webbing tie per stake, fixed securely to the stakes, one tie at half the height of the main stem and the other as necessary to stabilise the plant.

**Loose Nepean River Pebble**  
 MATERIAL: Nepean river pebble gravel to be of uniform size or graded material in the size 20mm grade to nominal 75mm thickness as available from Australian Native Landscapes. Ph: (02) 9450 1444

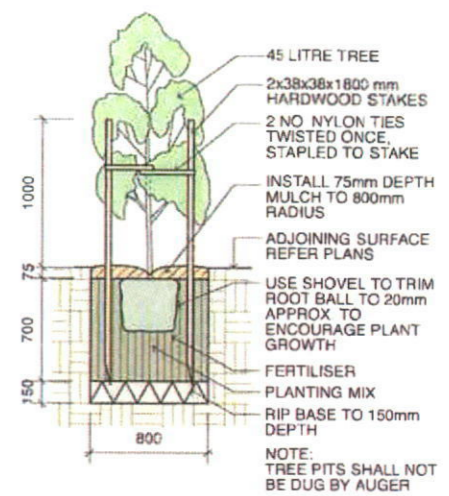
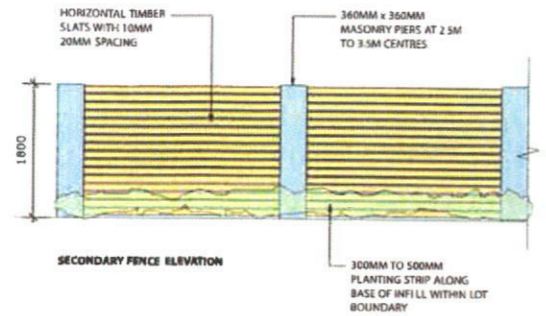
**Coloured concrete Edge**  
 MATERIALS: Concrete to be dark grey colour.  
 INSTALLATION: Supply and install 100 x 150mm reinforced flush concrete kerb to locations as approved on site by the Superintendent. Provide flexible joints at maximum 3 metre intervals in colour to match concrete. Lightly expose aggregate through rinsing / sponging. Tool finish exposed edges with 10mm pencil round to prevent chipping.

**MAINTENANCE / PLANT ESTABLISHMENT**  
 - Landscape Contractors to provide 13 weeks for maintenance / plant establishment period. Carry out recurrent works of a maintenance nature including, but not limited to, watering, mowing, weeding, rubbish removal, fertilising, pest and disease control, returfing, staking and tying, replanting, cultivating, pruning, hedge clipping, top dressing, and keeping the site neat and tidy.

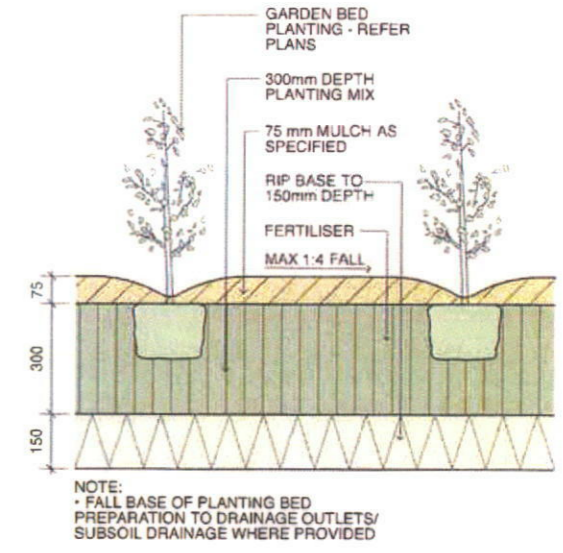
**NOTE:**  
 - All finished levels are to be verified by Contractor on site.  
 - All landscape works be in strict accordance with Council's landscape code and guidelines  
 - This plan to be used in conjunction with all other submitted architectural, hydraulics and engineering drawing where applicable.

**JORDAN SPRINGS - NORTHRIDGE VILLAGE NOTES:**

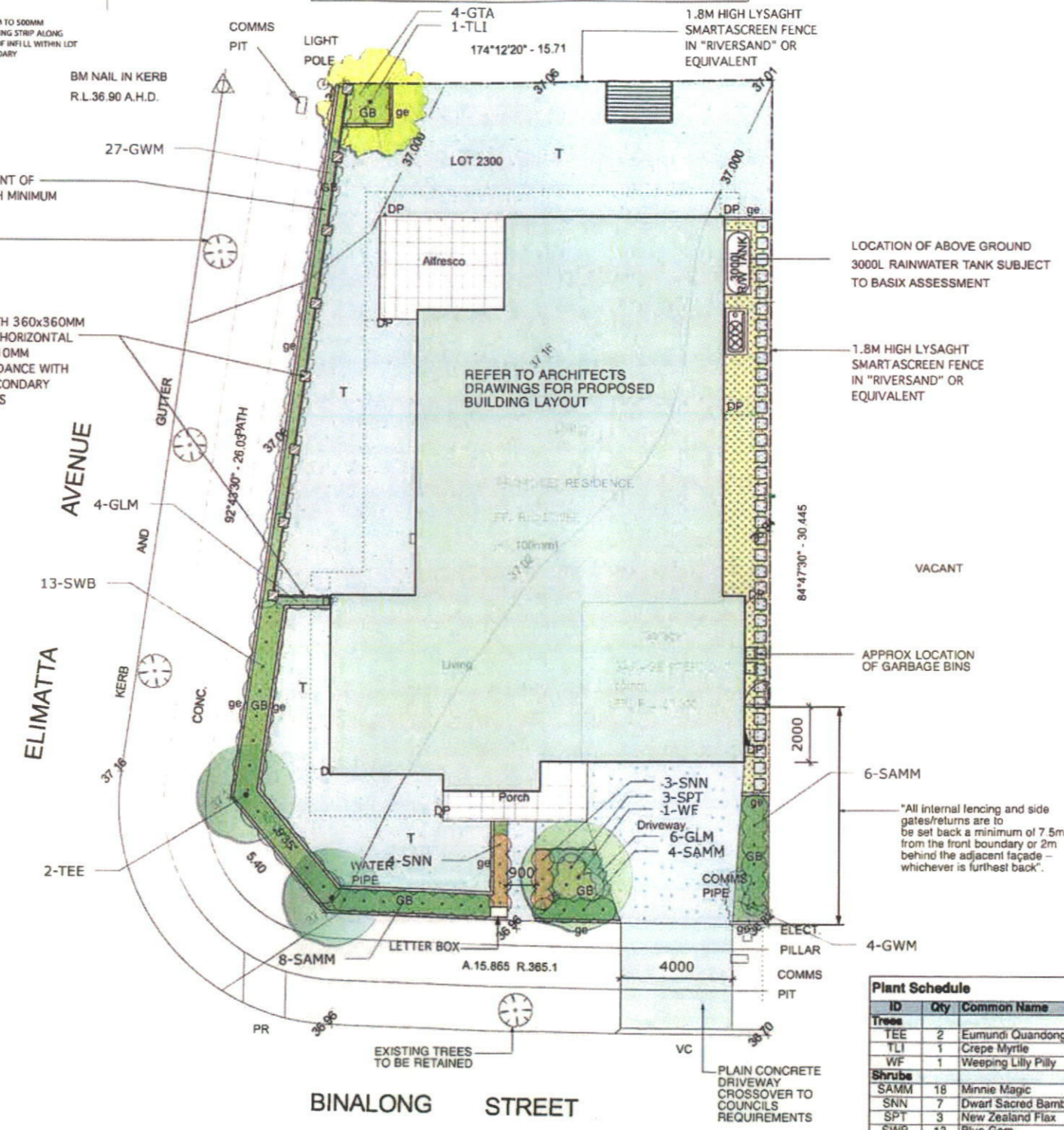
- Any garden or lawn edging visible from the street is to be constructed of masonry textured or coloured bricks, blocks or coloured concrete - no timber edging is permitted.
- Any retaining walls visible from the street or 900mm high and over are to be of masonry construction.
- Vehicle crossovers are to be plain concrete to PCC specifications. 5m wide V.C for double garage and 3m wide V.C for single garage.
- All existing street trees and verge planting are to be protected during construction.



1 45 Litre Tree Planting scale 1:50



2 Planting Bed Detail scale 1:20



ID	Qty	Common Name	Botanical Name	Size	Mature Height	Mature Spread	Native (N)
<b>Trees</b>							
TEE	2	Eumundi Quandong	Elaeocarpus eumundi	45Litre	6 - 8m	3.5 - 6m	N
TLI	1	Crape Myrtle	Lagerstroemia indica 'Natchez'	45Litre	6-8m	3.5 - 6m	N
WF	1	Weeping Lilly Pilly	Waterhousea floribunda	45Litre	6 - 8m	3.5 - 6m	N
<b>Shrubs</b>							
SAMM	18	Minnie Magic	Acmena 'Minnie Magic'	200mm	1.0 - 1.5m	0.8 - 1.0m	N
SNN	7	Dwarf Sacred Bamboo	Nandina domestica 'Nana'	200mm	0.6m	0.8m	N
SPT	3	New Zealand Flax	Phormium tenax 'Flamin'	200mm	0.6-0.9m	0.8 - 1.0m	N
SWB	13	Blue Gem	Westringia 'Blue Gem'	200mm	0.8 - 1.0m	0.9 - 1.2m	N
<b>Native Grasses &amp; Ground Covers</b>							
GLM	10	Giant Lily Turf	Linope muscar 'Evergreen Giant'	150mm	0.0 - 0.3m	0.0 - 0.3m	N
GTA	4	Asian Jasmine	Trachelospermum asiaticum	150mm	n/a	3 - 5m	N
GWM	31	Mundi	Westringia frutescens 'Mundi'	150mm	0.45 - 0.6m	0.9 - 1.2m	N

NOTE : 75% OF NATIVE PLANT SPECIES ARE PROPOSED

**GENERAL NOTES:**

- Do not scale of drawings. Follow written dimensions. If in doubt obtain written advice from the Superintendent.
- Verify all dimensions on site.
- Refer to legend for all symbol and code keys.
- Read in conjunction with the specifications
- Read in conjunction with all associated drawings

DESIGNED: GD	PREPARED FOR: LB HOMES	LANDSCAPE ARCHITECTS: GREENLAND DESIGN Pty Ltd ABN 73 139 152 855 Landscape Architect C Ly IALA Mob.: 0409 164 198	PROJECT: NEW RESIDENCE	DRAWING TITLE: Landscape Plan	DATE: MARCH 2014
DRAWN: CL			PROJECT ADDRESS: LOT 2300 BINALONG STREET, JORDAN SPRINGS		SCALE: 1:200 FULL SIZE: A3 ISSUE: A
ISSUE: A	FOR APPROVAL: CL	DATE: 12.03.14			DRAWING NO: LB1405.L.01

