

# PROPOSED WAREHOUSE FACILITY

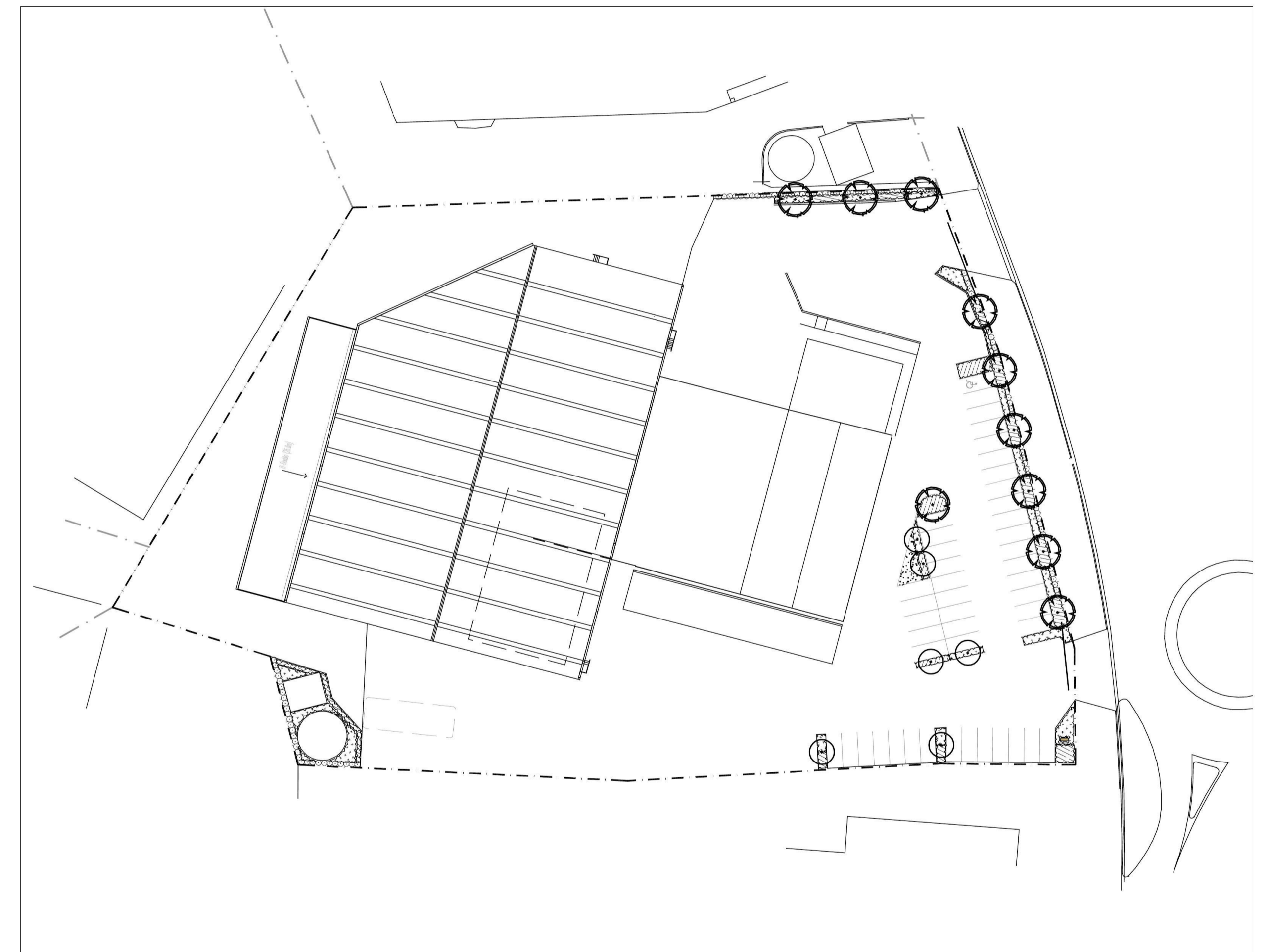
84 Links Road, St Marys NSW  
Development Application

## Drawing Schedule

Drawing Number	Drawing Title	Scale
000	Coversheet	N/A
101	Landscape Plan: Sheet 1	1:100
501	Landscape Typical Details	As Shown

## PLANT SCHEDULE

Symbol	Botanical Name	Common Name	Height Metres	Width	Pot Size	Spacing
<b>Shrubs and Accents</b>						
Cm	<i>Corymbia maculata</i>	Spotted Gum	20	8	200L	As Shown
TI	<i>Tristaniopsis laurina</i>	Water Gum	12	4	200L	As Shown
<b>Shrubs and Accents</b>						
CGF	<i>Callistemon 'Great Balls of Fire'</i>	Bush Candles	2	2	300mm	As Shown
WM	<i>Westringia 'Mundi'</i>	Coastal Rosemary	0.5	0.5	300mm	As Shown
<b>Groundcovers and Grasses</b>						
Gt	<i>Gazania tomentosa</i>	Silver Leaf Gazania	0.2	0.6	150mm	5/m2
LJR	<i>Liriope 'Just Right'</i>	Lily Turf	0.5	0.6	150mm	5/m2
PK	<i>Poa 'Kingsdale'</i>	Tussock Grass	0.5	0.6	150mm	5/m2
Tj	<i>Trachelospermum jasminoides</i>	Star Jasmine	0.3	1.5	150mm	5/m2



Site Plan

NOT FOR CONSTRUCTION

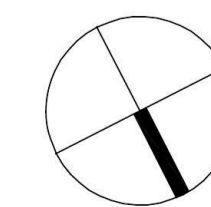
© 2018 Site Image (NSW) Pty Ltd ABN 44 601 262 380 as agent for Site Image NSW Partnership. All rights reserved. This drawing is copyright and shall not be reproduced or copied in any form or by any means (graphic, electronic or mechanical including photocopy) without the written permission of Site Image (NSW) Pty Ltd. Any license, expressed or implied, to use this document for any purpose what so ever is restricted to the terms of the written agreement between Site Image (NSW) Pty Ltd and the instructing party.

The contractor shall check and verify all work on site (including work by others) before commencing the landscape installation. Any discrepancies are to be reported to the Project Manager or Landscape Architect prior to commencing work. Do not scale this drawing. Any required dimensions not shown shall be referred to the Landscape Architect for confirmation.

Issue	Revision Description	Drawn	Check	Date
B	For submission	LM	NM	22.08.2018
A	For comment	LM	NM	08.08.2018

## LEGEND

Key Plan:



## SITE IMAGE



Client:  
Full Tilt Constructions

Project:  
Proposed warehouse facility  
84 Links Road, St Marys

Drawing Name:  
Coversheet

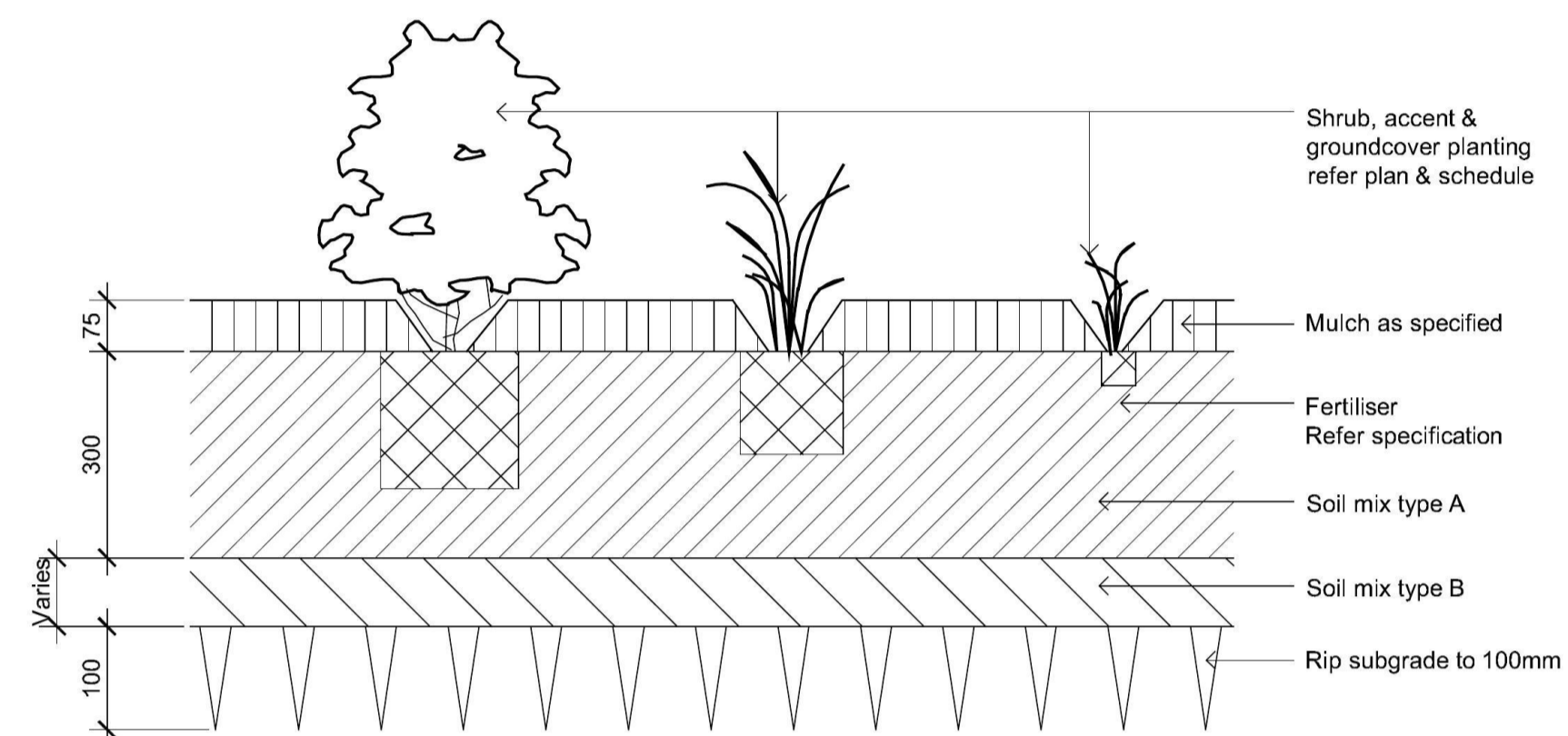
DEVELOPMENT APPLICATION

Scale:  
Job Number:  
SS18-3858

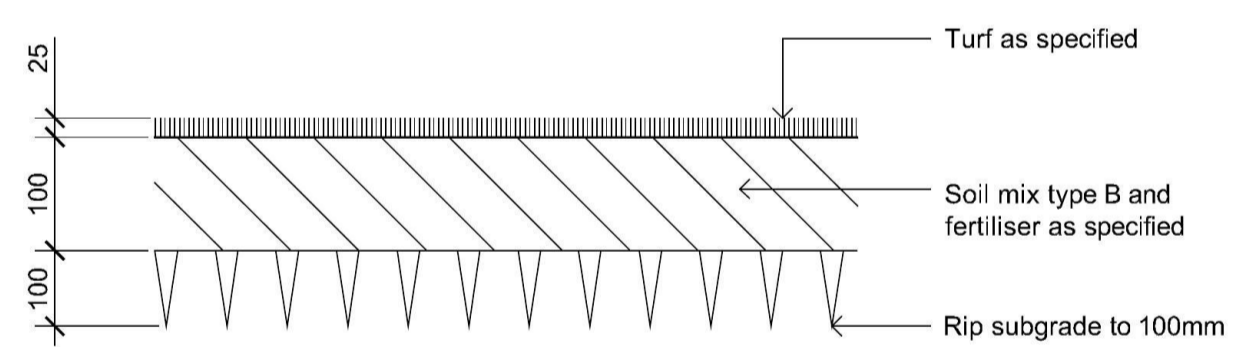
Drawing Number:  
Issue:

101 B

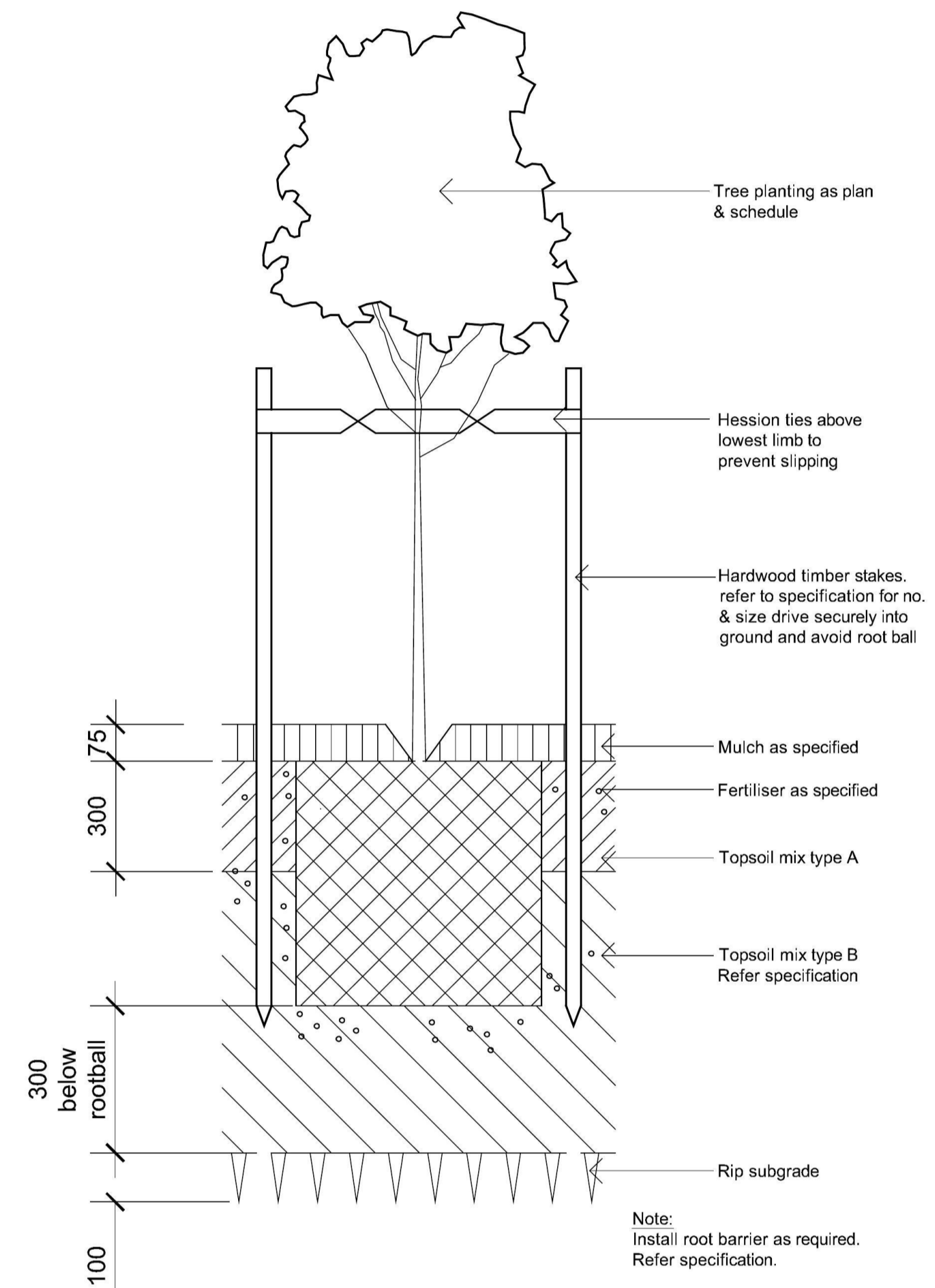




DETAIL - SHRUB, ACCENT & GROUNDCOVER PLANTING ON GRADE  
1:10



DETAIL - TURF ON EVEN GRADE  
1:10



Detail 75-200L Tree Planting on Grade  
1:10

NOT FOR CONSTRUCTION

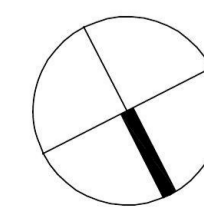
© 2018 Site Image (NSW) Pty Ltd ABN 44 601 262 380 as agent for Site Image NSW Partnership. All rights reserved. This drawing is copyright and shall not be reproduced or copied in any form or by any means (graphic, electronic or mechanical including photocopy) without the written permission of Site Image (NSW) Pty Ltd Any license, expressed or implied, to use this document for any purpose what so ever is restricted to the terms of the written agreement between Site Image (NSW) Pty Ltd and the instructing party.

The contractor shall check and verify all work on site (including work by others) before commencing the landscape installation. Any discrepancies are to be reported to the Project Manager or Landscape Architect prior to commencing work. Do not scale this drawing. Any required dimensions not shown shall be referred to the Landscape Architect for confirmation.

LEGEND

Issue	Revision Description	Drawn	Check	Date
B	For submission	LM	NM	22.08.2018
A	For comment	LM	NM	08.08.2018

Key Plan:



**SITE IMAGE**  
Landscape Architects  
Level 1, 3-5 Baptist Street  
Redfern NSW 2016  
Australia  
Tel: (61 2) 8332 5800  
Fax: (61 2) 9698 2977  
www.siteimage.com.au

Client:  
**Full Tilt Constructions**  
Project:  
**Proposed warehouse facility  
84 Links Road, St Marys**

Drawing Name:  
**Landscape Details**

**DEVELOPMENT APPLICATION**

Scale:  
Job Number: **SS18-3858**  
Drawing Number:  
Issue:

501 B