

BRIDGESTONE

137 COREEN AVE
PENRITH NSW

EXTERIOR

16/04/2018
1-REVISION 1



2 Clayton Road, Notting Hill, VIC 3168
1800 620 911
www.programmed.com.au

SITE OVERVIEW

137 COREEN RD PENRITH NSW

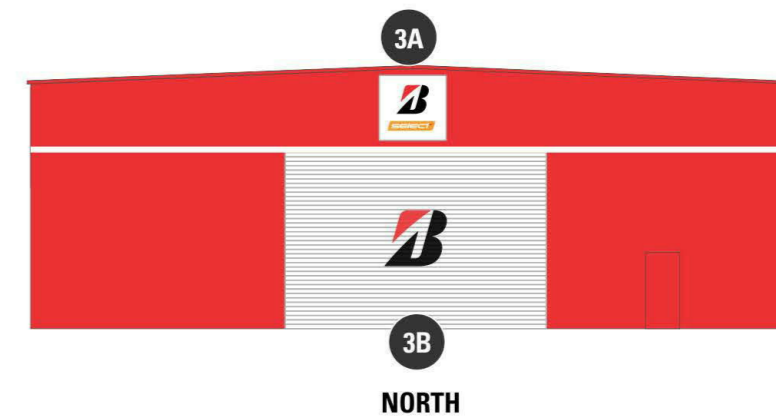
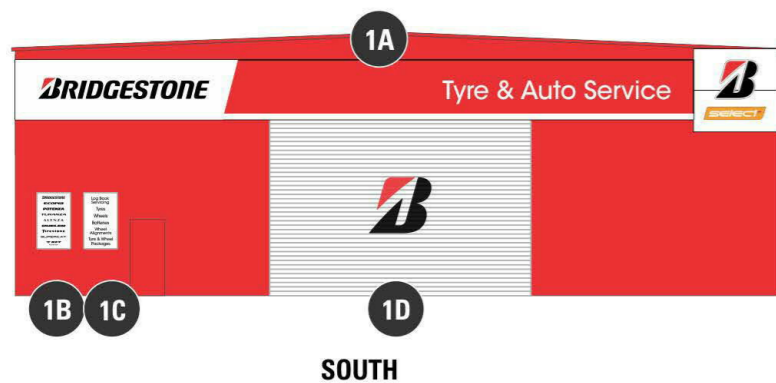


PROPOSED SIGNAGE

- 1A FASCIA SIGN
- 1B MENU
- 1C MENU
- 1D ROLLER DOOR
- 2A FASCIA SIGN
- 3A B SELECT WALL SIGN
- 3B ROLLER DOOR
- 4A PYLON SIGN

N.B. ALL DIMENSIONS DEPICTED ARE ESTIMATED ONLY AND SHOULD BE VERIFIED ON SITE FOR ACCURACY





A DETAILED CHECK MEASURE MAY BE REQUIRED TO CONFIRM MEASUREMENTS & FIT PRIOR TO MANUFACTURE



A DETAILED CHECK MEASURE MAY BE REQUIRED TO CONFIRM MEASUREMENTS & FIT PRIOR TO MANUFACTURE



PAINTING
REFER TO CLIENT MANUAL, COLOUR SCHEDULE & SCOPE OF WORKS FOR COLOUR SPECIFICATIONS

- Log Book Servicing
 - Tyres
 - Wheels
 - Batteries
 - Wheel Alignments
 - Tyre & Wheel Packages
- Mandatory
- Optional

1C SERVICES MENU BOARD

TOTAL 900 mmW X 1500 mmH

BACKING : WHITE ACM
 GRAPHICS : BLACK VINYL

SERVICES OPTIONS LIST

PLEASE SELECT FROM THE FOLLOWING OPTIONS

- WHEEL ALIGNMENTS
- TYRE & WHEEL PACKAGES
-
-



1A.1 FASCIA BACKGROUND (Total width of avail area)
N.B. FASCIA HT REFERS TO THE RED & WHITE BAND ONLY. WHITE END BOX IS TALLER.
 N.B. WHITE STRIPE = 10% TOTAL FASCIA HT / RED STRIPE = 90% TOTAL FASCIA HT

TOTAL mmW X 1600 mmH

WHITE OBLONG BEHIND BRIDGESTONE LOGO

WHITE OBLONG 5966 / 5553 mmW X 1600 mmH

N.B. TOP AND BOTTOM MEASUREMENTS DIFFER DUE TO ANGLED JOIN WITH RED AREA.

- OPT 1 : ACM SHEET
- OPT 2 : NONE REQUIRED, FIX DIRECT TO WALL

1A.2 BRIDGESTONE LOGO

TOTAL 4580 mmW X 566 mmH

LOGO : PROFILE CUT BLACK ACM WITH RED VINYL TO CORNER OF B

1A.3 TYRE & AUTO SERVICE TEXT

TOTAL 6100 mmW X 623 mmH

TEXT : PROFILE CUT WHITE ACM

1A.4 WHITE END BOX

TOTAL 2300 mmW X 2230 mmH

ILLUMINATED) (STOCK ITEMS)
 BACKING : FOLDED ACM OVER FRAME
 B : MOULDED ACRYLIC
 SELECT : FABRICATED ACM WITH FLUSH INTRACUT OPAL ACRYLIC LETTERS



1D LARGE ROLLER DOOR B MARK(S)

TOTAL 1670 mmW X 1500 mmH

QTY :
 BACKING : NONE REQUIRED, PAINT DIRECT TO DOOR
 GRAPHICS : SIGNWRITTEN
 NOTE : CENTRE LOGO VERTICALLY & HORIZONTALLY ON DOOR
 : IF DOOR HEIGHTS DIFFER AROUND THE SITE ALIGN LOGO BASELINES



1B BRAND MENU BOARD

TOTAL 900 mmW X 1500 mmH

BACKING : WHITE ACM
 GRAPHICS : BLACK VINYL

2A.1 FASCIA BACKGROUND (Total width of avail area)
N.B. FASCIA HT REFERS TO THE RED & WHITE BAND ONLY. WHITE END BOX IS TALLER.
 N.B. WHITE STRIPE = 10% TOTAL FASCIA HT / RED STRIPE = 90% TOTAL FASCIA HT

TOTAL mmW X 1600 mmH

WHITE OBLONG BEHIND BRIDGESTONE LOGO

WHITE OBLONG 5966 / 5553 mmW X 1600 mmH

N.B. TOP AND BOTTOM MEASUREMENTS DIFFER DUE TO ANGLED JOIN WITH RED AREA.

- OPT 1 : ACM SHEET
- OPT 2 : NONE REQUIRED, FIX DIRECT TO WALL

2A.2 BRIDGESTONE LOGO

TOTAL 4580 mmW X 566 mmH

LOGO : PROFILE CUT BLACK ACM WITH RED VINYL TO CORNER OF B

A DETAILED CHECK MEASURE MAY BE REQUIRED TO CONFIRM MEASUREMENTS & FIT PRIOR TO MANUFACTURE



3A B SELECT SIGN PANEL

TOTAL 900 mmW X 1500 mmH


BACKING : WHITE ACM
 GRAPHICS : VINYL



3B LARGE ROLLER DOOR B MARK(S)

TOTAL 1670 mmW X 1500 mmH

QTY :
 BACKING : NONE REQUIRED, PAINT DIRECT TO DOOR
 GRAPHICS : SIGNWRITTEN
 NOTE : CENTRE LOGO VERTICALLY & HORIZONTALLY ON DOOR
 : IF DOOR HEIGHTS DIFFER AROUND THE SITE ALIGN LOGO BASELINES



4A NON STD FLAG MOUNTED WALL SIGN

TOTAL mmW X mmH

B MARK mmW X mmH

SELECT mmW X mmH

REMOVAL : REMOVE EXISTING UPPER SIGN CABINET
 NEW SIGN : FABRICATED ACM OVER FRAME
 B : MOULDED ACRYLIC
 SELECT : SURFACE MOUNTED ACRYLIC (CUT AWAY BEHIND)
 NOTE : SIZE AND MOUNTING METHOD ARE NOMINAL
 : SUBJECT TO SURVEY OF EXISTING SIGN
 : ADDITIONS TO EXISTING STRUCTURE SUBJECT TO ENGINEERS APPROVAL.

A DETAILED CHECK MEASURE MAY BE REQUIRED TO CONFIRM MEASUREMENTS & FIT PRIOR TO MANUFACTURE