

Colour Range.

Wall, Accessory & Roof Colours for all sheds


Smooth Cream



Mist Green



Heritage Red



Mountain Blue



Slate Grey



CUSTOMER PICK UP GUIDELINE

This guideline is to assist in keeping Best Shed's customers, visitors and employees safe from injury.

This guideline is to be read in conjunction with other relevant forms.

It also provides information on NSW regulations and requirements for transport. If you are from another state please check with your relevant roads authority for any local requirements that may differ.

1. Warehouse Requirements

- Personal protective equipment required
 - Steel capped leather boots
 - Hi-Visibility vest, shirt or jumper
 - All site speed limits must be obeyed
 - Best Sheds personnel have the final say
- It is unacceptable that a person be injured or property damaged as a result of vehicles being overloaded, loads overhanging inappropriately, or loads restrained incorrectly. Best Sheds personnel have the right to refuse to load a vehicle if they believe the vehicle or restraining method is inadequate for the load.
- If the vehicle you choose to pick up your materials is inappropriate for the load or if you miss your allocated pick up time, then alternative arrangements will need to be made, additional charges may be applicable.
 - Maximum load limits
 - Car sports rack max load = 40kg MAX
 - Trade racks (ladder racks) = 100kg MAX
 - Trailers and trucks, to manufacturers specifications
 - Any person that enters the warehouse must not be under the influence of drugs or alcohol. Any person deemed under the influence will be asked to leave immediately.

2. Load Restraint

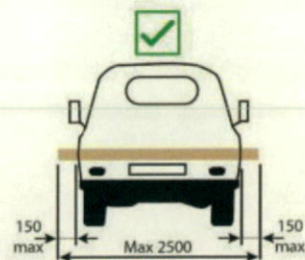
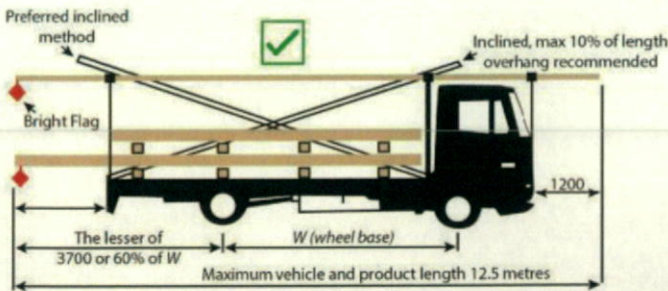
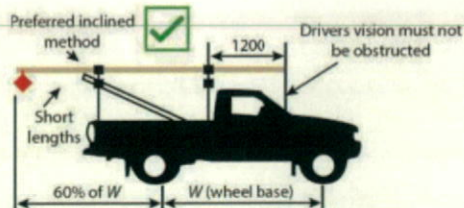
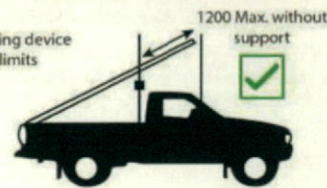
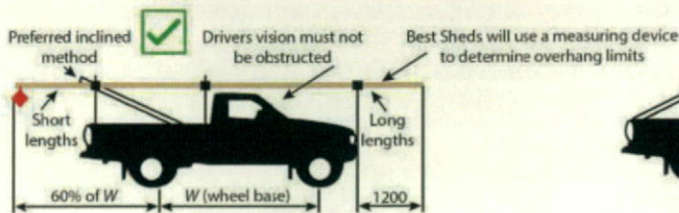
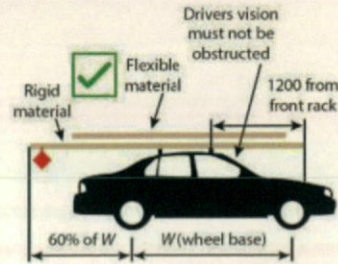
Loads to be restrained to National Transport Commission 'Load Restraint Guide' viewable at <http://www.ntc.gov.au/viewpage.aspx?ArealD=35&DocumentId=862>

3. Overhang Requirements


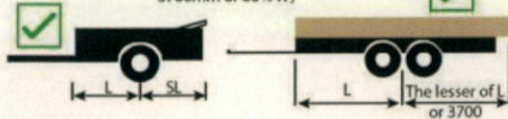
✓ The overhang limits on this page are for **ALL** vehicle types and are based on maximum limits for product protection and/or the state or territory regulations. Wide Loads should not be inclined (due to wind loadings).

✗ **The drivers vision must not be obstructed.** Projections/overhangs that are dangerous are not acceptable, **even if they are within the limits below.**

✓ For daytime travel, a minimum 450mm square bright red flag is required on any overhang that cannot be easily seen. This is mandatory for overhangs beyond 1200mm past the end of a vehicle (e.g. for trucks).



*Maximum 1200mm for vehicles less than 4.5 tonne GVM (provided the rear overhang is less than 3700mm or 60% W)



The rear overhang of a trailer must be the lesser of the front load carrying area of body ahead of the centre of the axle group and 3.7m. **No forward overhangs for box trailers.**



GUIDELINES FOR SITE DELIVERIES

This guideline is to assist in keeping Best Shed's customers, sub-contractors and employees safe from injury, as well as ensuring safe access to site.

This guideline is to be read in conjunction with other relevant forms.

Best Sheds declare that,

- Best Sheds will restrain the materials to National Transport Commission 'Load Restraint Guide 2004'.
- Best Sheds driver / Subcontractors will be fit for duty, licensed and capable of driving the selected vehicle.
- The driver will not be under the influence of alcohol or drugs.
- Any damage from packing, loading, transport, or unloading the material is Best Sheds' responsibility.
- Any damage will be noted on delivery, and damaged item/s taken back to the yard. Replacement item/s and delivery is the responsibility of Best Sheds.
- It is suggested the customer be onsite for delivery to accept goods, and check materials for any damage personally.

Our drivers will take photos of the materials once delivered onsite, a signature from the customer is also required accepting delivery. Any damage noted by the customer is to be clearly marked on delivery docket and signed by both driver and customer. If the customer cannot be on site for delivery then the 'Permission to leave form' must be filled out by the customer and a copy received by Best Sheds before delivery. Failure to do so may result in delivery delays and storage fees.

The customer has strictly 48 hours after delivery to notify Best Sheds of any damages. A photo of the damaged material and a clear description of the damage are to be sent to Best Sheds for evaluation.

Storage and theft on site is out of Best Sheds' control and therefore is not Best Sheds responsibility.

Best Sheds delivery vehicles vary from a 6T rigid truck with a 'Hiab' crane, 19.0 metre semi-trailers (42.5 Tonnes), to a 36.5 metre road train (where allowable). The semi-trailers will have all-terrain forklifts to unload materials. Forklift is 2.5 metres wide (not including length of materials).

It is the responsibility of the owner to confirm appropriate access to site on signing of contract. If access cannot be gained on the agreed delivery day, Best Sheds will endeavor to deliver the materials as close to site as possible, however it is not Best Sheds responsibility to do so.

In residential sites the material will be craned off the truck and placed within reach of the crane truck. If this means the material is left out on the kerb, it is the customer's responsibility to install a temporary barrier/fence to prevent injury to public and/or theft, according to local Council requirements.

In wet conditions it is up to the driver to decide whether access is possible without causing property/truck damage or without getting bogged.

If the truck gets bogged on customer's advice to enter the property, towing charges, truck hire and any property/truck damage will be at the customer's expense.



An additional 'carry fee' can be arranged. For this 'carry fee' Best Sheds will hand carry the materials from the truck into your backyard. This needs to be confirmed before signing of contract and additional charges apply.

If the truck is turned away from site due to conditions out of Best Sheds control then the delivery fee will be re-charged to the customer. Payment for re-delivery must be received before the materials will be re-delivered to site.

In the event that the purchaser requests a delay in delivery the purchaser will pay a storage fee of \$50.00 per week until delivery is made.

Best Sheds will advise customer of delivery date 5 working days before delivery. Approximate delivery times cannot be advised until 1 working day before the delivery date.

Regards,

Best Sheds Management

COUNCIL APPLICATIONS

PREPARED AND SUBMITTED BY

DAVID REYNOLDS

ABN; 99 296 978 696

LIC; 147636C

AS ONE OF THE MOST EXPERIENCED GARAGE AND SHED BUILDERS IN AUSTRALIA WITH OVER 20 YEARS IN THE INDUSTRY WE OFFER A SERVICE THAT TAKES THE DRAMA AND HASSLE OF COUNCIL APPLICATIONS AWAY FROM YOU.

WE WILL PREPARE AND SUBMIT THE COUNCIL DEVELOPMENT APPLICATIONS/ CONSTRUCTION CERTIFICATE APPLICATIONS FOR YOUR NEW BEST SHED OR GARAGE, AND AS PART OF THIS SERVICE WE FOLLOW THE PROCESS FROM SURVEY THROUGH TO APPROVAL AS THE APPLICANT ON YOUR BEHALF.

RESIDENTIAL AND RURAL, SYDNEY METRO AREA INCLUDES;
BASIC SURVEY OF SITE, DRAFTING OF SITE PLAN, DRAFTING OF ELEVATIONS, STATEMENTS OF ENVIRONMENTAL EFFECT, LIASON WITH BEST SHEDS FOR STRUCTURAL ENGINEERS PLANS, COMPLETION AND LODGEMENT OF COUNCIL FORMS, LIASON WITH COUNCIL THROUGH PROCESS AND STAMPING OF APPROVED PLANS BY WATER AUTHORITY.

\$880.00 inc GST (excludes council fees)

SERVICING OTHER AREA WITH PRICE ON APPLICATION

OTHER SERVICES;

SEWER PEGOUT

ADDITIONAL ENGINEERS DESIGN AND DRAFTING

GEOTECH

REPORTS

HYDRAULIC ENGINEER

REPORTS

BUSHFIRE HAZZARD REPORTS

CONCRETING SERVICES

GARAGE

KIT ERECTION

Ph: 0417277244

email: davesdigs@bigpond.com

RECOMMENDED TRADES & BUILD PRICES

	BUILD	CONCRE	BUILD AND CONCRETE					
SINGLE GARAGES			ANT Sheds All areas special rates for central coast Andrew Stewart 0410 623 547 antsheds@hotmail.com License : 220661C	Kustom Sheds Sydney Ben Cahill 0438 740 967 Specialises in big sheds License : 181 834C	The Shed Professionals Yass David 0429 447 113 License: NSW 148969C	Leigh Middlemiss Sydney 0431 000 704 leigh_middlemiss@hotmail.com License : 130925C	Jesse Mazzei Bega 0450 256 428 License : 206181C	Greg Wright Ararat VICTORIA 0400 323 185 License : DBU/42101
3.6 x 7 x 2.4	\$ 800	\$ 2 900						
3.6 x 7 x 2.7	\$ 800	\$ 2 900						
4.2 x 7 x 2.4	\$ 800	\$ 2 900						
DOUBLE GARAGES			Forsyth Constructions Tamworth Jason Forsyth 0427 010 293 forsythconstructions@yahoo.com m.au License : 161 219C	CMC Quality Construction Cameron : 0402 134 933 Melinda : 0413 388 670 cmcqc@hotmail.com License : 181248C Wingham NSW Mid North Coast	GB Shed Construction Garry Brooks 0428 265 749 South Coast / Wagga Wagga garrybrookssheds@bigpond.com License : 176989C			
6 x 6 x 2.4	\$ 900	\$ 2 900						
6 x 6 x 2.7	\$ 900	\$ 2 900						
6 x 6 x 3	\$ 1 100	\$ 2 900						
6 x 7 x 2.4	\$ 900	\$ 3 360						
6 x 7 x 2.7	\$ 900	\$ 3 360						
6 x 7 x 3	\$ 1 100	\$ 3 360						
6 x 10.5 x 2.4	\$ 1 230	\$ 5 040	David Reynolds Sydney/Hawkesbury/Highlands David Reynolds 0417 277 244 davesdigs@bigpond.com License : 147636C	APJ Building & Construction South Coast Peter James 0428 997 838 pkjconstructions@gmail.com License : NSW 250524C ACT				
6 x 10.5 x 2.7	\$ 1 230	\$ 5 040						
6 x 10.5 x 3	\$ 1 450	\$ 5 040						
7 x 7 x 2.4	\$ 990	\$ 3 940	Darren Wassall Wollondilly / South Coast 0417 292 501 License : 80415C Will construct larger sheds also	Steve Burey 0408 115 922 sburey@nsw.chariot.net.au License : 129722C Guyra/Armidale	Outed Sheds Camden Area Scott : 0408 435 515 Peter 0418 689 096 License : 160335C	PR Sheds Paul Robertson 0412 516 153 License : 171199C Mid North Coast	Kieren Lee Blayney/Orange/Bathurst/Cowra/ Lithgow/Oberon 0428 690 696 License : 189690C	Glenn Miller Numurkah VICTORIA 0458 622 040 shedz@bigpond.com License : 269753C
7 x 7 x 2.7	\$ 1 122	\$ 3 940						
7 x 7 x 3	\$ 1 350	\$ 3 940						
7 x 10.5 x 2.7	\$ 1 452	\$ 5 880	Tim Andrews Taree / Forster 0431 754 010 License : 155151C	Universal Shed Constructions West Sydney Samuel Pomfrett 0417 795 303 Spomfrett1@gmail.com License : 227370C	Breeze Building Sydney Sean Richards 0405 635 916 License : 161248C breezebuiding@optusnet.com	Coastline Garages Port Macquarie Jamie Brennan 0409 195 325 Garagebuild350@bigpond.com License : 102468C	Robert Poli Sydney/Wollondilly/Southern Highlands/Hawkesbury/Blue Mountains 0432 671 927 License : 297366	
7 x 10.5 x 3	\$ 1 550	\$ 5 880						
TRIPLE GARAGES			Short Reinforcements Bob Short 0428 558 848 or 4888 9221 License : 135700C Mittagong	Daniel Short 0428 736 374 or 6373 6374 dgrm2626@gmail.com License : 117506C Mudgee and Surrounds	Capital Patios Andre 0403 352 330 andre_capitalpatios@live.com.au License : 201519 ACT Canberra			
9 x 7 x 2.4	\$ 1 320	\$ 5 040						
9 x 7 x 2.7	\$ 1 320	\$ 5 040						
9 x 7 x 3	\$ 1 550	\$ 5 040						
AMERICAN BARNS								
9.5 x 7 x 2.4 / 2.7	\$ 2 500	\$ 5 320						
10.5 x 7 x 2.7/2.4	\$ 3 000	\$ 5 880	Azzopardi Concrete Services Penrith Area Matthew 0410 878 097 mattyazza@gmail.com License : R89102	Beasley Concreting Penrith / Hawksbury Graeme Chenney 0408 244 537 cleo@bigpond.net.au License : 215433C	Steve Wilson Concreting Wollondilly / Wingecarribee 0412 316 785 License : R95077	SRJ Constructions Sydney / South Coast Robert Schramm 0405 129 699 rjconstructions@hotmail.com License : 141018C	Hunter Formwork & Concrete Pty Ltd Newcastle, Port Stephens, Central Coast & Hunter Valley Chris Carter 0423 270 386 License : 229733C	
10.5 x 10.5 x 2.7	\$ 3 500	\$ 8 820						
MINI INDUSTRIAL			AWG Concrete Lithgow / Bathurst / Sydney Metro Andrew 0417227119 or 96792570 awgconcrete@gmail.com License : 75908C	Garry Emmett Concreting PTY LTD Wollondilly / South Coast Garry Emmett 0418 451 670 License : 72454C	David Solomon Taree / Upper Hunter 0427 393 357 davesolconcrete@gmail.com License : 246602C	Goulburn Concreting Services Goulburn / Southern Highlands Steven Van Essen: 0407 430 007 Steven.vanessen65@bigpond.com License: R86289	David Griffiths Concreting Nowra David Griffith: 0430 593 365 0407 016 802 davidgriffithsconcreting@gmail.com License: 248898C	
7.5 x 12 x 3.6	\$ 2 850	\$ 7 200						
9 x 18 x 3.6	\$ 4 800	\$ 13 122						
12 x 12 x 4.2	\$ 6 000	\$ 11 650						
12 x 12 x 5	\$ 6 520	\$ 11 650						
12 x 18 x 5	\$ 8 680	\$ 17 450						
12 x 24 x 5	\$ 8 900	\$ 23 040	Noel Greentree Port Macquarie / Macksville / Willawarrin / Kempsey 0488 926 218 License : 190849C	Elite Conrete Slabs & Benchtops Central Coast/Hunter Craig Robertson 0402 126 331 craigrobertson@hotmail.com.au License : 290082C	Cameron Paris Sydney Metro Area 0410 404 141 info@cmsconcreting.com.au License : 123507C	DWR Concrete PTY LTD Camden / Wollondilly David Rice 0408 266 879 License : 290588C		
15 x 18 x 5	\$ 10 300	\$ 21 800						
18 x 18 x 5	\$ 11 920	\$ 26 200						

*** Prices include 100mm thick concrete, piers, 20mpa concrete, F72 mesh, chairs, plastic and excavation work. Concrete pricing is worked out at \$80.00/ sq. meter and all prices are pending a site inspection Minimum concrete charge is \$2,880 pending site inspection Concrete pump \$650 (if required - will be confirmed onsite inspection) Any site with no access for a concrete truck will incur extra labour hire or a concrete pump. If there is no access for a backhoe or other excavation equipment the price for service will have to be quoted onsite. This list is a recommendation only, Best Sheds Pty Ltd are licenced only to supply steel buildings. For construction/concrete please seek the services of a licensed builder.

NB: Builders will travel outside of their specified locations - please call them direct to discuss. Build and concrete prices listed are a guide only. Prices can vary due to a number of reasons such as the site and extras added to your kit.