



**CLOUSTON associates**

**J. WYNDHAM PRINCE**

CONSULTING CIVIL INFRASTRUCTURE ENGINEERS  
& PROJECT MANAGERS

PO Box 4366 PENRITH WESTFIELD NSW 2750  
P 02 4720 3300 F 02 4720 3399  
W www.jwprince.com.au  
E jwp@jwprince.com.au



**Inhouse Consulting Engineers Pty Ltd**



*Client*  
LEND LEASE  
LEVEL 2, 88 PHILIP STREET  
NSW 2150 PO BOX 4, PARRAMATTA NSW  
E-MAIL: @lendlease.com.au  
TELEPHONE: (02) 8016 6513

JOR-0003  
Volume 2 of 3

**JORDAN SPRINGS  
VILLAGE OVAL**

**LANDSCAPE WORK - DETAIL SET  
CONSTRUCTION CERTIFICATE  
17 OCTOBER 2014**

*Prepared by*

**CLOUSTON Associates**

LANDSCAPE ARCHITECTS URBAN DESIGNERS LANDSCAPE PLANNERS  
LEVEL 2, 17 BRIDGE STREET  
SYDNEY NSW 2000  
EMAIL sydney@clouston.com.au  
TELEPHONE +61 2 8272 4999  
www.clouston.com.au

**J. WYNDHAM PRINCE**

CONSULTING CIVIL INFRASTRUCTURE ENGINEERS AND PROJECT MANAGERS  
PO BOX 4366 Penrith Westfield NSW 2750  
EMAIL jwp@jwprince.com.au  
FACSIMILE (02) 4720 3399  
TELEPHONE (02) 4720 3300

**ACOR CONSULTANTS PTY LTD**

HYDRAULIC SERVICES ENGINEERS  
Unit 10, Level 1, 1 Maitland Place, Baulkham Hills, NSW, 2153  
FACSIMILE (02) 9438 5398  
TELEPHONE (02) 9634 6311

**INHOUSE**

CIVIL ENGINEERS  
216 Great Western Highway, Kingswood NSW 2747  
EMAIL info@inhouseengineers.com.au  
FACSIMILE (02) 4721 1955  
TELEPHONE (02) 4721 0044

**HARON ROBSON**

LIGHTING CONSULTANT  
181 FIRST AVENUE, FIVE DOCK NSW 2046  
EMAIL info@haronrobson.com.au  
FACSIMILE (02) 9712 5599

**MBM**

QUANTITY SURVEYOR  
68 PITT STREET, SYDNEY NSW 2000  
EMAIL nsw@mbmpl.com.au  
TELEPHONE (02) 02 9270 1000



SITE LOCATION MAP ①

THE LANDSCAPE WORKS DRAWING SET TO  
BE READ IN CONJUNCTION WITH:  
• THE CONTRACT DOCUMENTS,  
• LANDSCAPE PLANS  
• LANDSCAPE SPECIFICATIONS





CLOUSTON associates

J. WYNDHAM PRINCE

CONSULTING CIVIL INFRASTRUCTURE ENGINEERS  
& PROJECT MANAGERS

PO Box 4366 PENRITH WESTFIELD NSW 2750  
P 02 4720 3300 F 02 4720 3399  
W www.jwprince.com.au  
E jwp@jwprince.com.au



Inhouse Consulting Engineers Pty Ltd

310 Great Western Highway, Kingswood P.O. Box 700 Kingswood NSW 2747 TEL: 02 4721 8844 FAX: 02 4721 1888


HARON ROBSON  
light matters watt matters av matters



JOR-0003  
Volume 2 of 3  
JORDAN SPRINGS  
VILLAGE OVAL  
LANDSCAPE WORKS - DETAIL SET

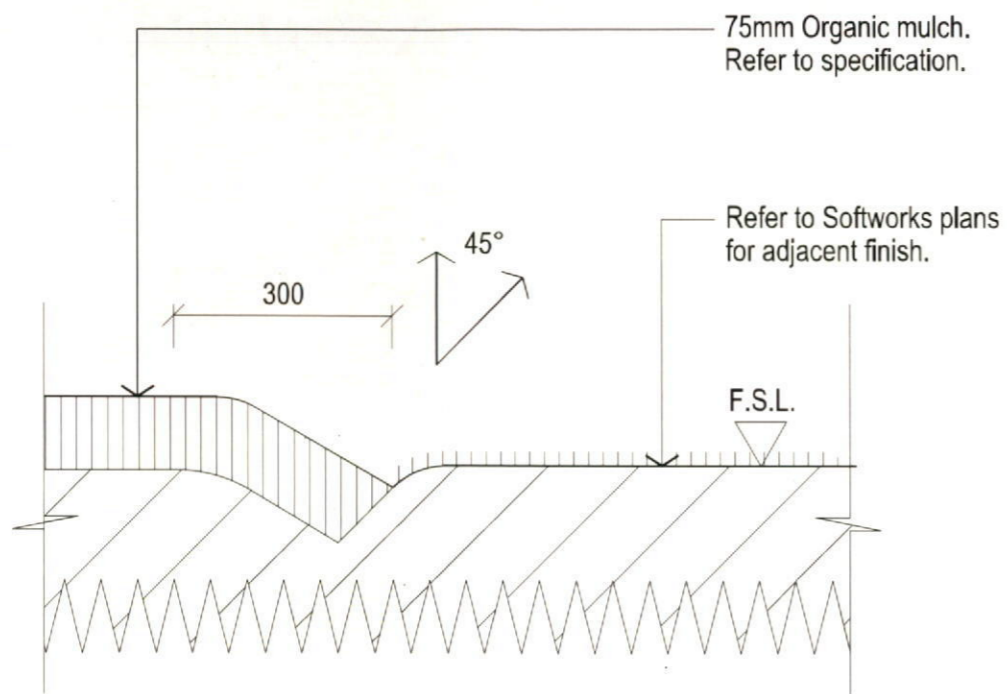
CONSTRUCTION CERTIFICATE  
17 OCTOBER 2014

THE FOLLOWING DETAILS FORM PART OF THE DOCUMENTATION AND CONSTRUCTION DETAIL SET.

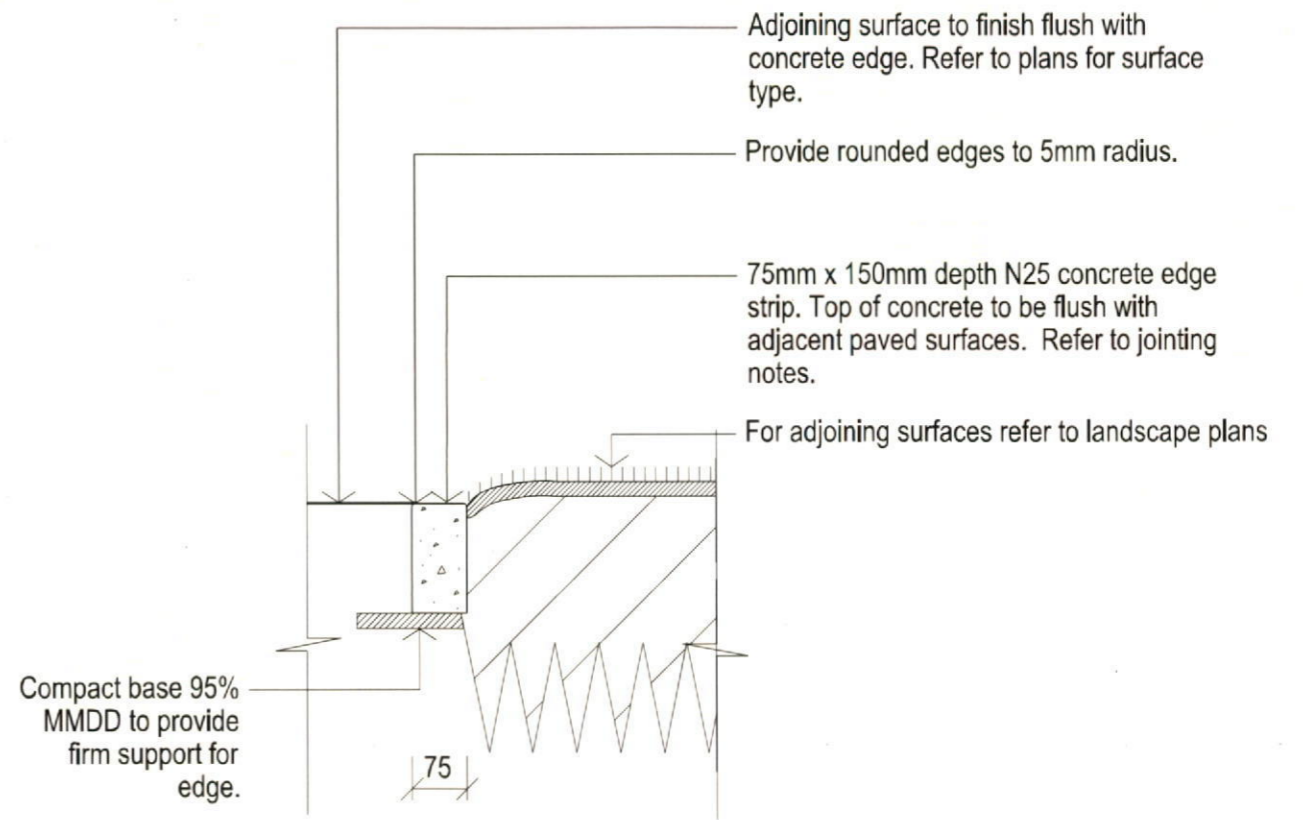
signed:  date: 17/10/14  
ESTHER DICKENS

PAGE NUMBER	TITLE	SCALE	ISSUE
D01.01	Spade and Concrete Edge Treatment	1:10 @A3	I
D02.01	Paving Type 1 and 2	AS SHOWN	I
D02.02	Softfall Mulch and Plexipave	1:10 @A3	I
D03.01	Learn to Ride - Sheet 1 of 2	AS SHOWN	I
D03.02	Learn to Ride - Sheet 2 of 2	AS SHOWN	I
D04.01	Parkour - Sheet 1 of 10	1:10@A3	I
D04.02	Parkour - Sheet 2 of 10	1:10@A3	I
D04.03	Parkour - Sheet 3 of 10	1:10@A3	I
D04.04	Parkour - Sheet 4 of 10	1:10@A3	I
D04.05	Parkour - Sheet 5 of 10	1:20@A3	I
D04.06	Parkour - Sheet 6 of 10	1:20@A3	I
D04.07	Parkour - Sheet 7 of 10	AS SHOWN	I
D04.08	Parkour - Sheet 8 of 10	1:25@A3	I
D04.09	Parkour - Sheet 9 of 10	1:25@A3	I
D04.10	Parkour - Sheet 10 of 10	NTS	I
D05.01	Adizone and Ammenities - Sheet 1 of 6	1:200@A3	I
D05.02	Adizone and Ammenities - Sheet 2 of 6	1:50@A3	I
D05.03	Adizone and Ammenities- Sheet 3 of 6	AS SHOWN	I
D05.04	Adizone and Ammenities - Sheet 4 of 6	AS SHOWN	I
D05.05	Adizone and Ammenities- Sheet 5 of 6	1:20@A3	I
D05.06	Adizone and Ammenities - Sheet 6 of 6	1:50@A3	I
D06.01	Basketball and Netball Court - Sheet 1 of 3	AS SHOWN	I
D06.02	Basketball and Netball Court - Sheet 2 of 3	1:25@A3	I
D06.03	Basketball and Netball Court - Sheet 3 of 3	1:25@A3	I
D07.01	Fitness Stations - Sheet 1 of 2	AS SHOWN	I
D07.02	Fitness Stations - Sheet 2 of 2	1:100@A3	I
D08.01	Furniture - Seating	1:10@A3	I
D08.02	Furniture - Picnic settings with benches	1:20@A3	I
D08.03	Furniture - BBQ Christie Parksafe Triple	1:10@A3	I
D08.04	Furniture - Spiral Bike Stand	1:10@A3	I
D08.05	Furniture - Bollards SFA BSF	1:10@A3	I
D08.06	Furniture - Dual 120L Bins - SFA WBE-F20	1:20@A3	I
D08.07	Furniture - Sandstone Rock Boulders	1:10@A3	I
D08.08	Furniture - Fence and Gates	AS SHOWN	I
D09.01	Tree Protection	1:20@A3	I
D09.02	Tree Small	1:10@A3	I
D09.03	Tree in Turf and Mass Planting	1:20@A3	I
D09.04	Mass and Ornamental Planting	1:20@A3	I
D09.05	Turf and subsoil drainage	AS SHOWN	I
D10.01	Shelters	AS SHOWN	I





**A** SPADE EDGE  
1:10 @ A3 - SECTION



**B** CONCRETE EDGE  
1:10 @ A3 - SECTION

Note:  
This document is Preliminary unless Validated.

ISSUE	STATUS	DATE	REVIEW	VERIFY	VALIDATE
01	CONSTRUCTION CERTIFICATE	17.10.14	JW	MW	ED

CLIENT  
**LEND LEASE**  
LEVEL 3, PHILLIP STREET  
NSW 2150 PO BOX 4, PARRAMATTA NSW  
EMAIL: @lendlease.com.au  
FACSIMILE (02) 9673 8888  
TELEPHONE (02) 9673 8814



LEAD CONSULTANT  
**CLOUSTON Associates**  
LANDSCAPE ARCHITECTS  
LEVEL 2, 17 BRIDGE STREET  
SYDNEY NSW 2000  
EMAIL: sydney@clouston.com.au  
FACSIMILE (02) 8272 4898  
TELEPHONE (02) 8272 4889



SUB-CONSULTANTS

**J. WYNDHAM PRINCE**  
CONSULTING CIVIL, INFRASTRUCTURE ENGINEERS  
& PROJECT MANAGERS  
ACOR mbm  
CONSULTANTS  
HARON ROBSON

NO SCALING OF DRAWINGS  
CONFORMATION OF ALL SERVICES ON SITE

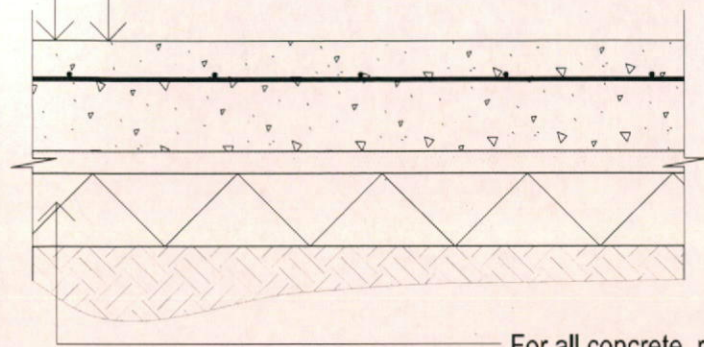
PROJECT JORDAN SPRINGS VILLAGE OVAL	CLIENT LEND LEASE	DRAWN JW/GM	SCALE 1:10 @ A3
DRAWING TITLE SPADE AND CONCRETE EDGE	DRAWING NUMBER JOR-0003 D01.01	ESK# 01	



Joint spacing: Refer to Inhouse Engineers Detail and Specification.

Rounded pencil finish to be provided along all edges.

Concrete footpath to be in accordance with PCC construction specification.



For all concrete, reinforcement and compacted subbase refer to Inhouse Engineers detail and Specification

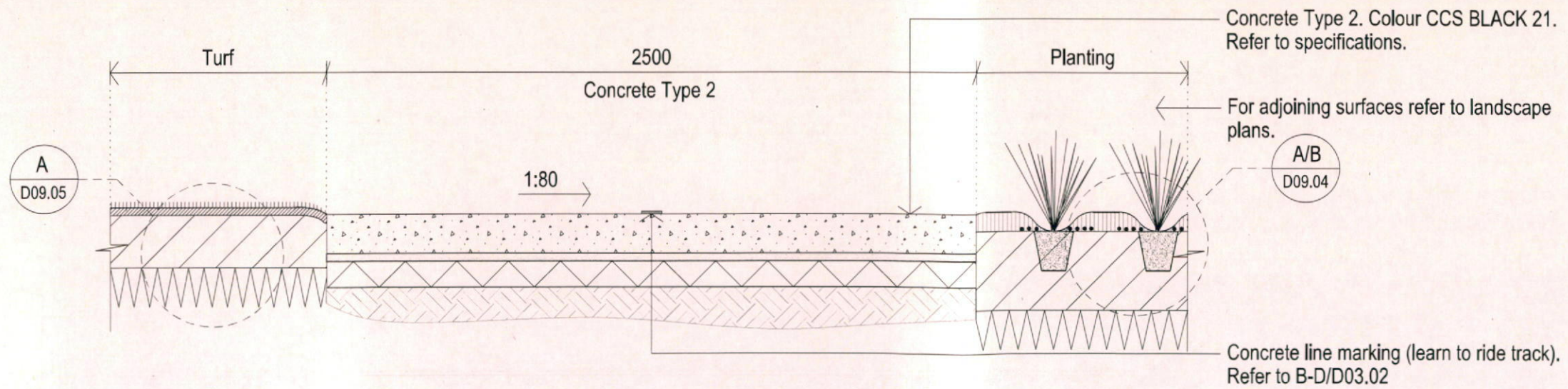
DETAIL DELETED REFER TO INHOUSE ENGINEERS DRAWINGS

DETAIL DELETED REFER TO INHOUSE ENGINEERS DRAWINGS

**A** CONCRETE PAVING TYPE 1  
1:10 @ A3 - SECTION

**B** CONTRACTION JOINT (CJ)  
1:10 @ A3 - SECTION

**C** EXPANSION JOINT (EJ)  
1:10 @ A3 - SECTION



**D** CONCRETE PAVING TYPE 2  
1:20 @ A3 - SECTION

Note:  
This document is Preliminary unless Validated.

ISSUE	STATUS	DATE	REVIEW	VERIFY	VALIDATE
01	CONSTRUCTION CERTIFICATE	17.10.14	JW	MW	ED

**CLIENT**  
**LEND LEASE**  
  
LEVEL 3, PHILLIP STREET  
NSW 2150 PO BOX 4 PARRAMATTA NSW  
EMAIL: @lendlease.com.au  
FACSIMILE (02) 9673 8888  
TELEPHONE (02) 9673 8814



**LEAD CONSULTANT**  
**CLOUSTON Associates**  
LANDSCAPE ARCHITECTS  
  
LEVEL 2, 17 BRIDGE STREET  
SYDNEY NSW 2000  
EMAIL: sydney@clouston.com.au  
FACSIMILE (02) 8272 4998  
TELEPHONE (02) 8272 4989



**SUB-CONSULTANTS**  
**J. WYNDHAM PRINCE**  
CONSULTING CIVIL, INFRASTRUCTURE ENGINEERS  
& PROJECT MANAGERS  
10/11-13/15 BRIDGE STREET  
SYDNEY NSW 2000  
FACSIMILE (02) 9272 4998  
TELEPHONE (02) 9272 4989

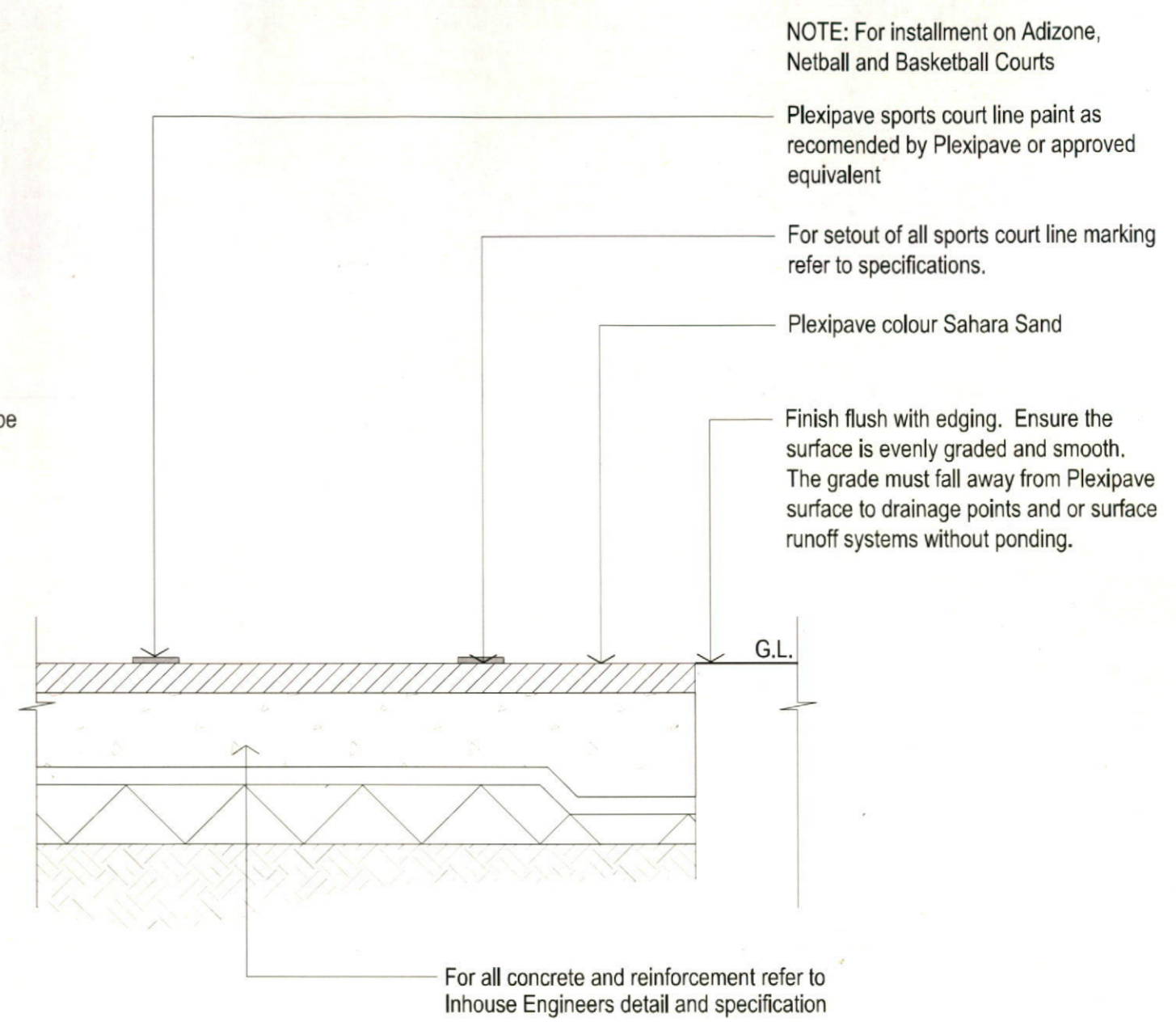
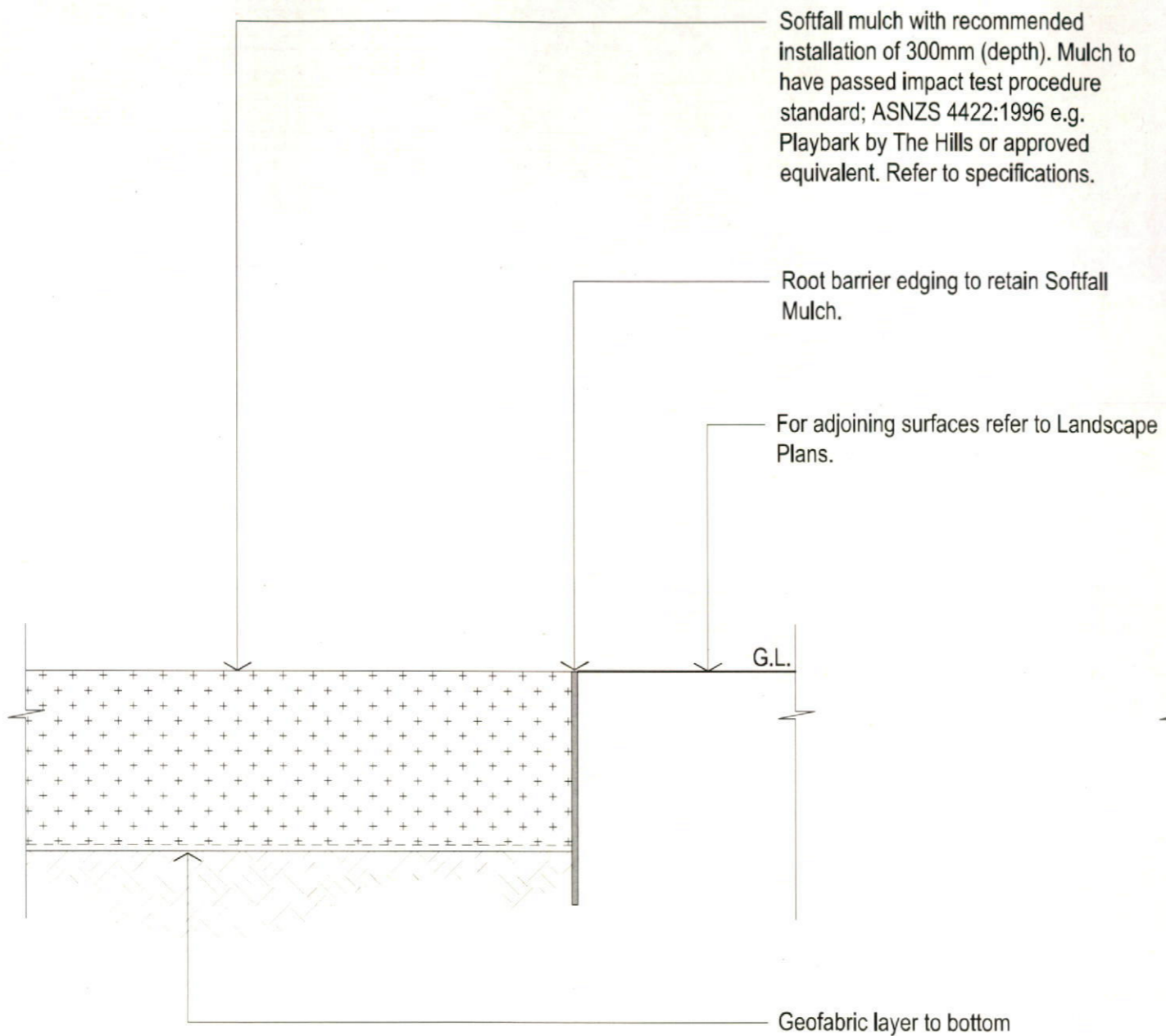


**PROJECT** JORDAN SPRINGS  
VILLAGE OVAL  
**DRAWING TITLE**  
CONCRETE PAVING TYPE 1 & 2

NO SCALING OF DRAWINGS  
CONFORMANCE OF ALL SERVICES ON SITE

**CLIENT** LEND LEASE  
**DRAWN** JW/GM  
**SCALE** AS SHOWN  
**DRAWING NUMBER** JOR-0003 D02.01  
**ISSUE** 01





**A** SOFTFALL MULCH  
1:10 @ A3 - SECTION

**B** PLEXIPAVE SPORTS SURFACE  
1:10 @ A3 - SECTION

Note:  
This document is Preliminary unless Validated.

ISSUE	STATUS	DATE	REVIEW	VERIFY	VALIDATE
01	CONSTRUCTION CERTIFICATE	17.10.14	JW	MW	ED

CLIENT  
**LEND LEASE**  
  
LEVEL 3, PHILLIP STREET  
NSW 2150 PO BOX 4, PARRAMATTA NSW  
EMAIL: @lendlease.com.au  
FACSIMILE (02) 9673 9868  
TELEPHONE (02) 9673 8814



LEAD CONSULTANT  
**CLOUSTON Associates**  
LANDSCAPE ARCHITECTS  
  
LEVEL 2, 17 BRIDGE STREET  
SYDNEY NSW 2000  
EMAIL: sydney@clouston.com.au  
FACSIMILE (02) 8272 4996  
TELEPHONE (02) 8272 4969



SUB-CONSULTANTS  
**J. WYNDHAM PRINCE**  
CONSULTING CIVIL INFRASTRUCTURE ENGINEERS  
PROJECT MANAGER  
10/100 WINDYBROOK ROAD  
WINDYBROOK NSW 2150  
TEL: (02) 9673 9868  
WWW.JWYNDHAMPRINCE.COM.AU

**ACOR** CONSULTANTS  
**mbm**

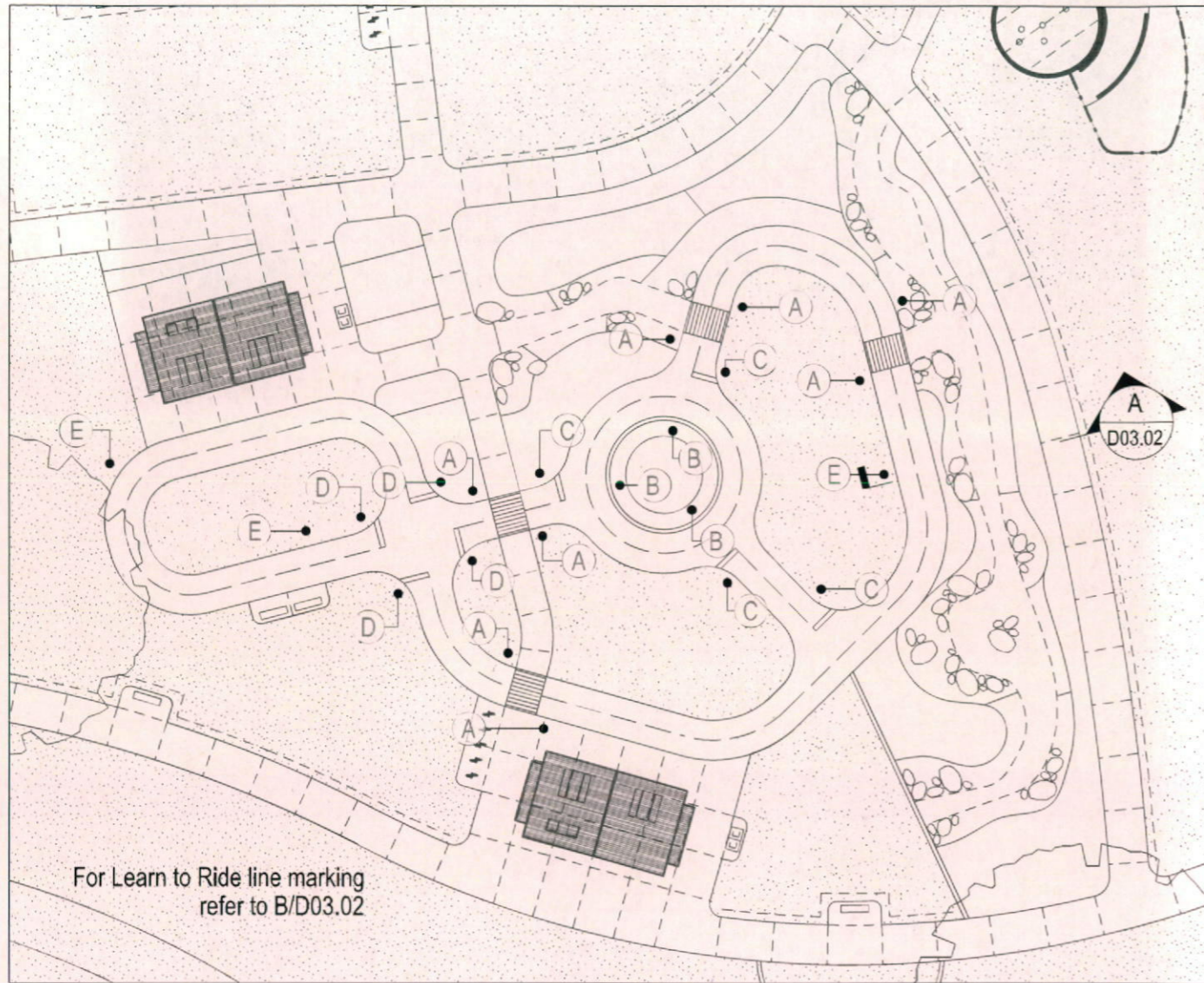
**HARON ROBSON**  
CONSULTANTS

PROJECT: JORDAN SPRINGS  
**VILLAGE OVAL**  
  
DRAWING TITLE:  
**SOFTFALL MULCH AND PLEXIPAVE**






NO SCALING OF DRAWINGS  
CONFORMANCE OF ALL SERVICES ON SITE

CLIENT <b>LEND LEASE</b>	DRAWN <b>JW/GM</b>	SCALE <b>1:10 @ A3</b>
DRAWING NUMBER <b>JOR-0003 D02.02</b>	ISSUE <b>01</b>	





**LEGEND**

- A**  Pedestrian Crossing  
- Dimensions - 600mm DIA
  - B**  Roundabout  
- Dimensions - 750 x 750mm x 750mm
  - C**  Give Way  
- Dimensions: 750 x 750mm
  - D**  Stop Sign  
- Dimensions - 600mm DIA
  - E**  Kangaroo Crossing  
- Dimensions - 600 x 600mm
- NOTE:** For all signage refer to detail B/D03.01  
: Refer to specification for supplier or approved equivalent.

**A** LEARN TO RIDE- SIGNAGE SETOUT  
1:400 @ A3 - PLAN

**Note:**  
This document is Preliminary unless Validated.

ISSUE	STATUS	DATE	REVIEW	VERIFY	VALIDATE
01	CONSTRUCTION CERTIFICATE	17.10.14	JW	MW	ED

**CLIENT**  
**LEND LEASE**  
  
LEVEL 3, PHILIP STREET  
NSW 2150 PO BOX 4, PARRAMATTA NSW  
EMAIL: @lendlease.com.au  
FACSIMILE (02) 9673 8888  
TELEPHONE (02) 9673 8814



**LEAD CONSULTANT**  
**CLOUSTON Associates**  
LANDSCAPE ARCHITECTS  
  
LEVEL 2, 17 BRIDGE STREET  
SYDNEY NSW 2000  
EMAIL: sydney@clouston.com.au  
FACSIMILE (02) 8272 4996  
TELEPHONE (02) 8272 4989



**SUB-CONSULTANTS**  
**J. WYNHAM PRINCE**  
CONSULTING CIVIL INFRASTRUCTURE ENGINEERS  
PROJECTS MANAGEMENT  
100 WILSON STREET, SYDNEY NSW 2000  
PH: (02) 9231 4100  
WWW.JWPRINCE.COM.AU



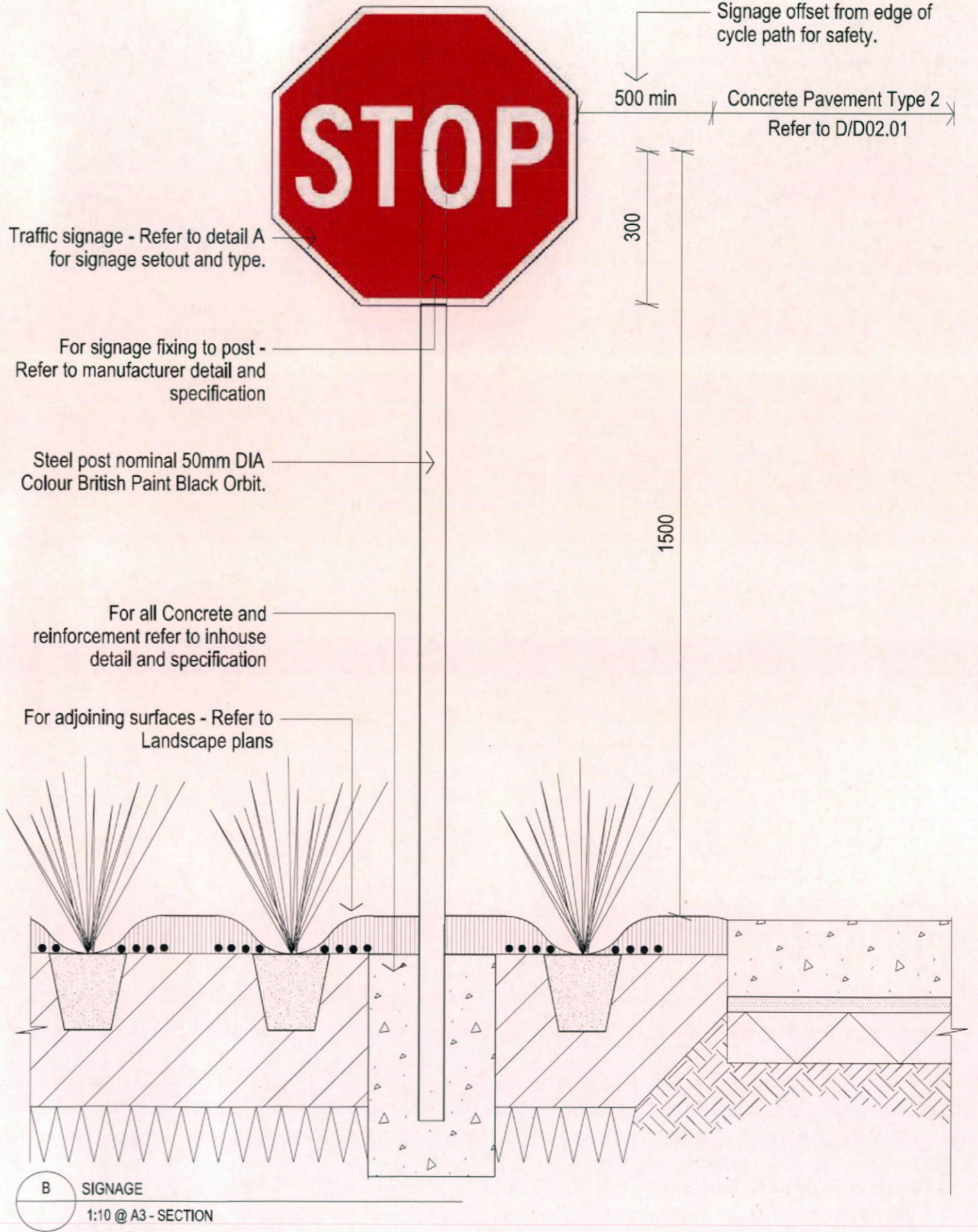
**HARON ROBSON**  
CONSULTANTS  
1/100 WILSON STREET, SYDNEY NSW 2000  
PH: (02) 9231 4100  
WWW.HARONROBSON.COM.AU

NO SCALING OF DRAWINGS  
CONFORMANCE OF ALL SERVICES ON SITE

**PROJECT** JORDAN SPRINGS  
VILLAGE OVAL  
**DRAWING TITLE**  
LEARN TO RIDE - SHEET 1 OF 2

**CLIENT**  
LEND LEASE  
**DRAWING NUMBER**  
JOR-0003D03.01

**DRAWN**  
JW/GM  
**SCALE**  
AS SHOWN  
**ISSUE**  
01



Traffic signage - Refer to detail A for signage setout and type.

For signage fixing to post - Refer to manufacturer detail and specification

Steel post nominal 50mm DIA  
Colour British Paint Black Orbit.

For all Concrete and reinforcement refer to inhouse detail and specification

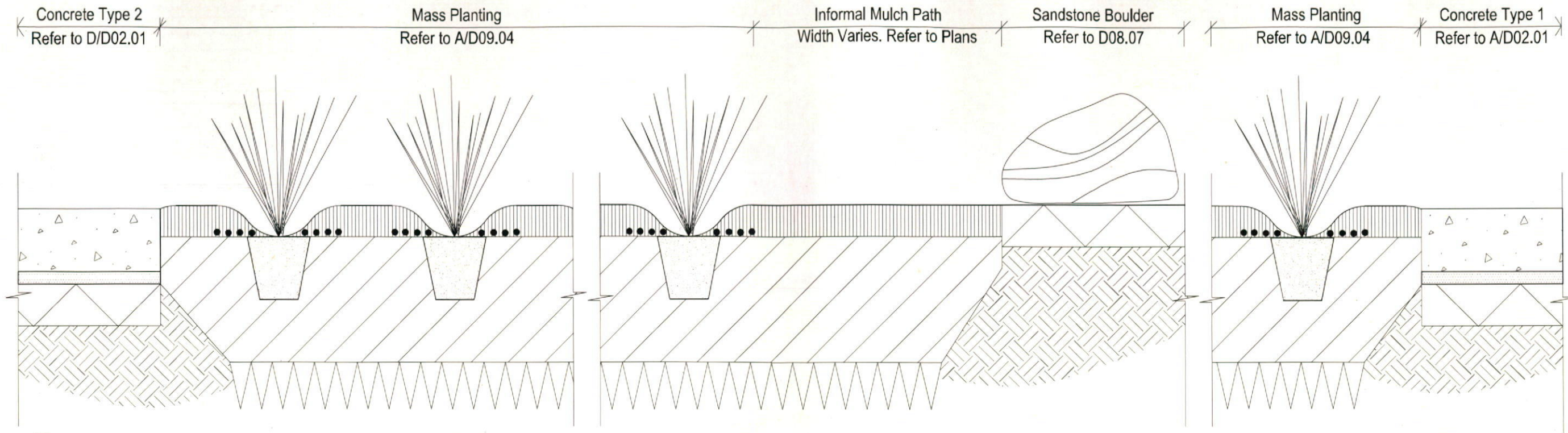
For adjoining surfaces - Refer to Landscape plans

Signage offset from edge of cycle path for safety.  
500 min  
Concrete Pavement Type 2  
Refer to D/D02.01

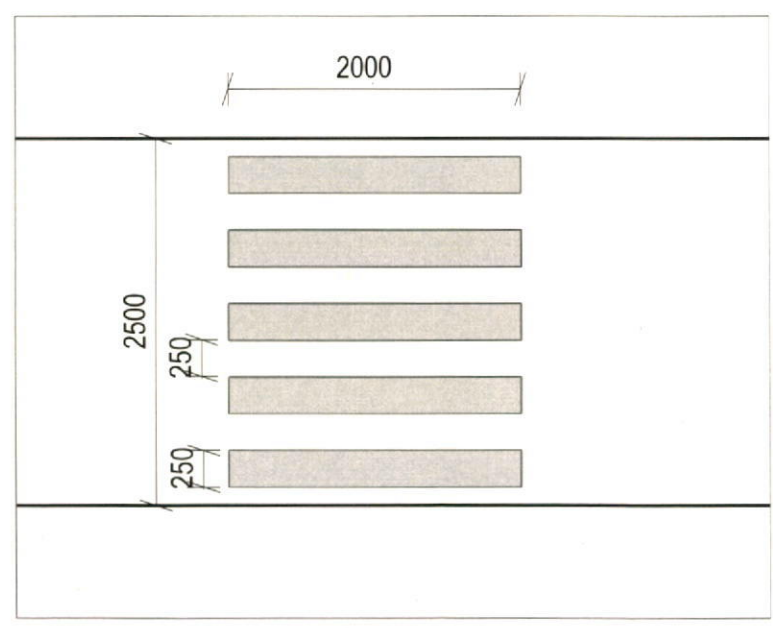
300

1500

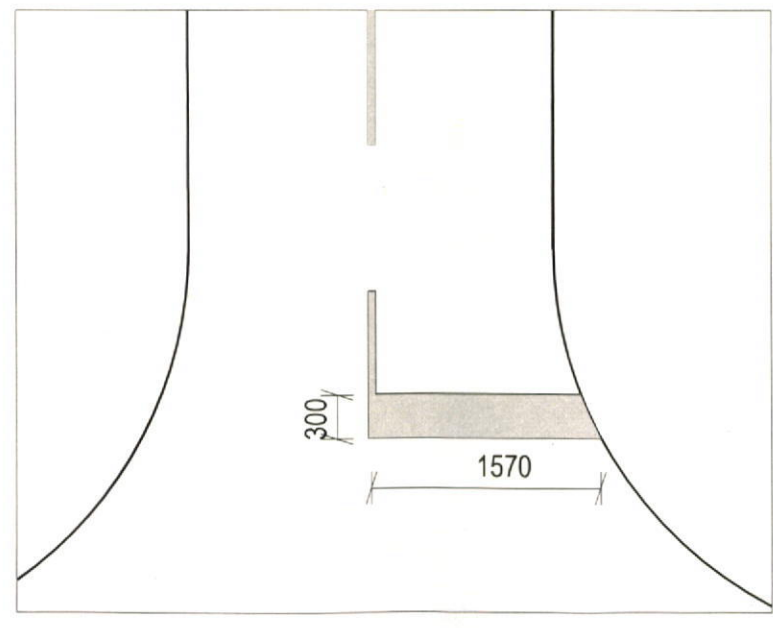




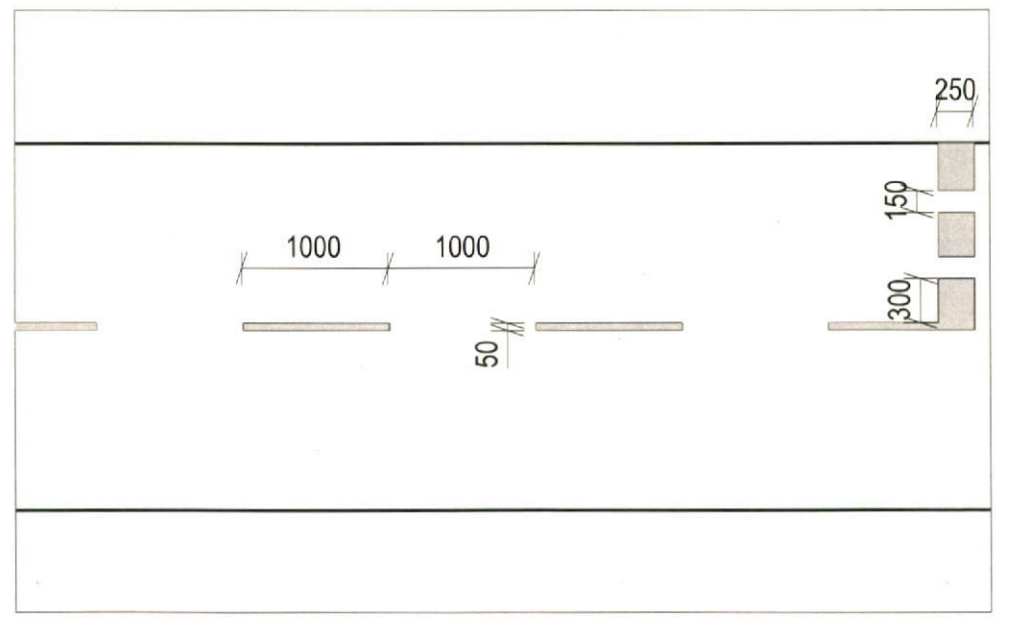
**A** INFORMAL MULCH PATH  
1:10 @ A3 - SECTION



**B** LINE MARKING - PEDESTRIAN CROSSING  
1:50 @ A3 - SECTION



**C** LINE MARKING - STOP  
1:50 @ A3 - SECTION



**D** CENTRE LINE AND GIVEWAY  
1:50 @ A3 - SECTION

Note:  
This document is Preliminary unless Validated.

ISSUE	STATUS	DATE	REVIEW	VERIFY	VALIDATE
01	CONSTRUCTION CERTIFICATE	17.10.14	JW	MW	ED

CLIENT  
**LEND LEASE**  
  
LEVEL 3, PHILIP STREET  
NSW 2150 PO BOX 4, PARRAMATTA NSW  
EMAIL: [lendlease.com.au](mailto:lendlease.com.au)  
FACSIMILE (02) 9673 8998  
TELEPHONE (02) 9673 8814



LEAD CONSULTANT  
**CLOUSTON Associates**  
LANDSCAPE ARCHITECTS  
  
LEVEL 2, 17 BRIDGE STREET  
SYDNEY NSW 2000  
EMAIL: [sydney@clouston.com.au](mailto:sydney@clouston.com.au)  
FACSIMILE (02) 8272 4996  
TELEPHONE (02) 8272 4999



SUB-CONSULTANTS  
**J. WYNDHAM PRINCE**  
CONSULTING CIVIL INFRASTRUCTURE ENGINEERS  
6 WINDMILL BARRACKS  
170-180 PARRAMATTA ROAD  
PARRAMATTA NSW 2150  
TEL: (02) 9639 1111  
WWW.JWPRINCE.COM.AU

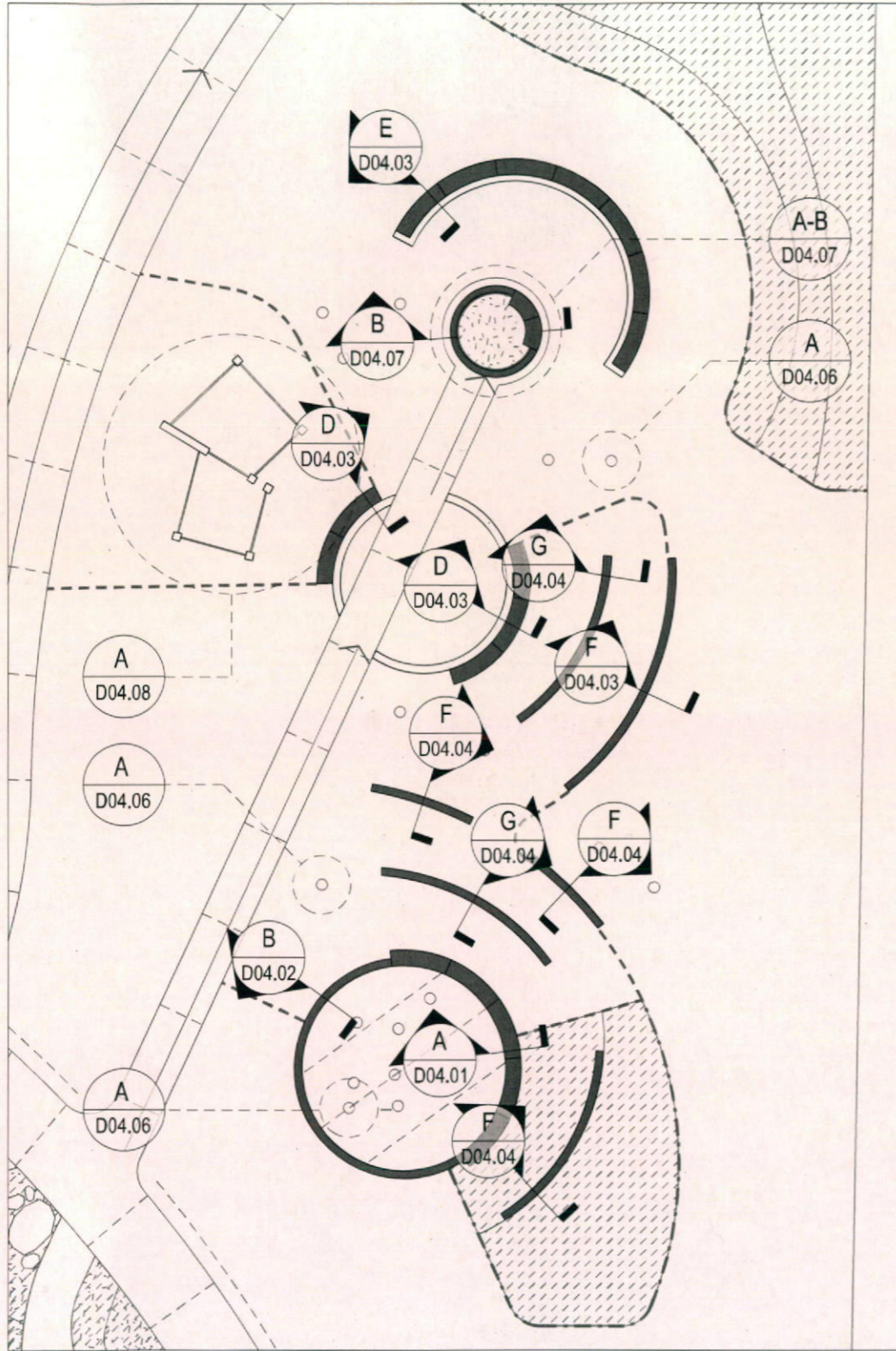


NO SCALING OF DRAWINGS  
CONFORMANCE OF ALL SERVICES ON SITE

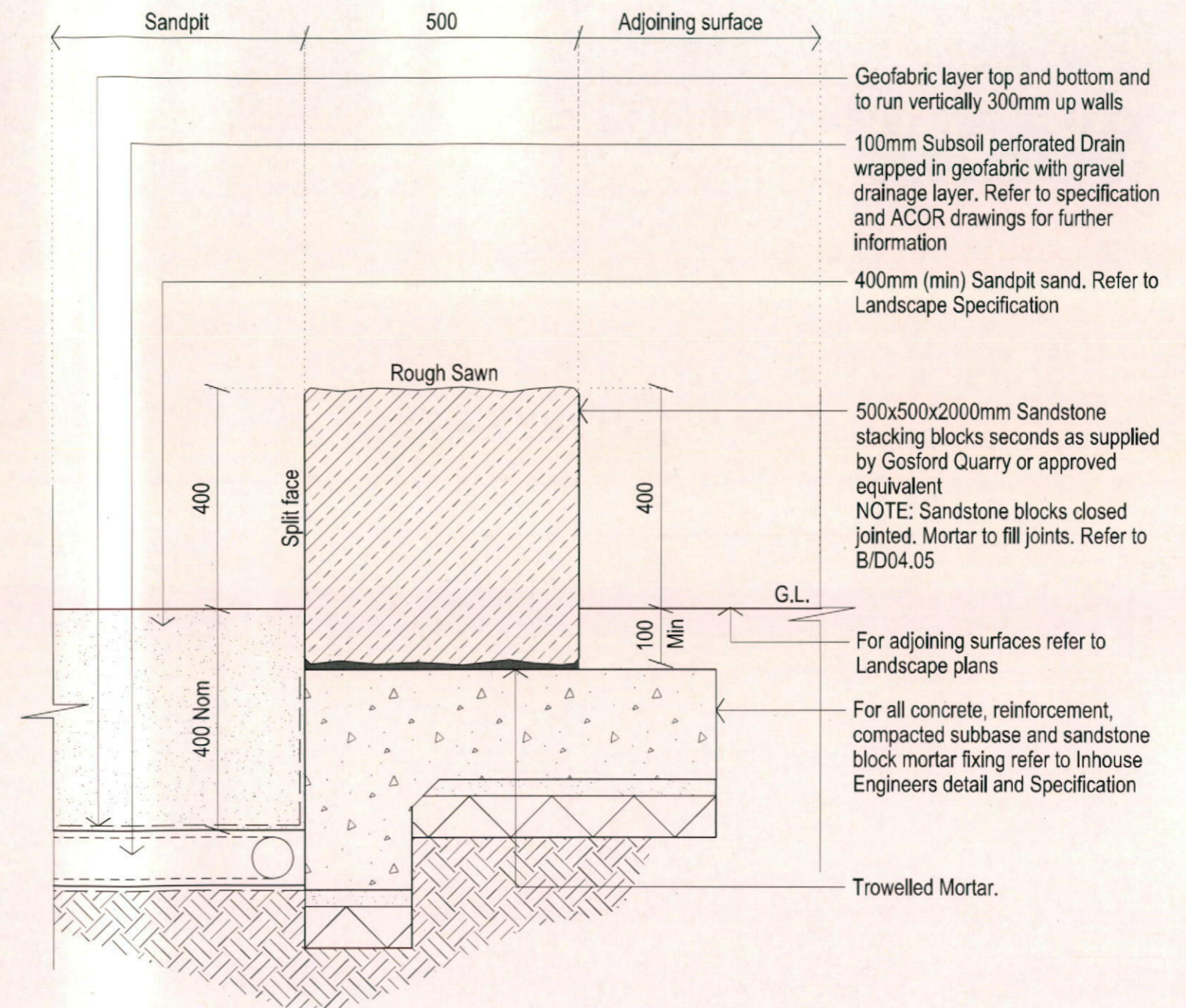
PROJECT JORDAN SPRINGS  
**VILLAGE OVAL**  
  
DRAWING TITLE  
**LEARN TO RIDE - SHEET 1 OF 2**

CLIENT <b>LEND LEASE</b>	DRAWN <b>JW/GM</b>	SCALE <b>AS SHOWN</b>
DRAWING NUMBER <b>JOR-0003D03.02</b>	ISSUE <b>01</b>	





KEYPLAN - PARKOUR WALL TYPES



A WALL TYPE A  
1:10 @ A3 - SECTION

Note:  
This document is Preliminary unless Validated.

ISSUE	STATUS	DATE	REVIEW	VERIFY	VALIDATE
01	CONSTRUCTION CERTIFICATE	17.10.14	JW	MW	ED

CLIENT  
**LEND LEASE**  
  
LEVEL 3, PHILLIP STREET  
NSW 2150 PO BOX 4, PARRAMATTA NSW  
EMAIL: @lendlease.com.au  
FACSIMILE (02) 9673 8888  
TELEPHONE (02) 9673 8814



LEAD CONSULTANT  
**CLOUSTON Associates**  
LANDSCAPE ARCHITECTS  
  
LEVEL 2, 17 BRIDGE STREET  
SYDNEY NSW 2030  
EMAIL: sydney@clouston.com.au  
FACSIMILE (02) 8272 4999  
TELEPHONE (02) 8272 4999



SUB-CONSULTANTS  
**J. WYNDHAM PRINCE**  
CONSULTING CIVIL, INFRASTRUCTURE ENGINEERS  
& PROJECT MANAGERS  
10/100 ANDERSON ROAD, SYDNEY NSW 2030  
WWW.JWPRINCE.COM.AU

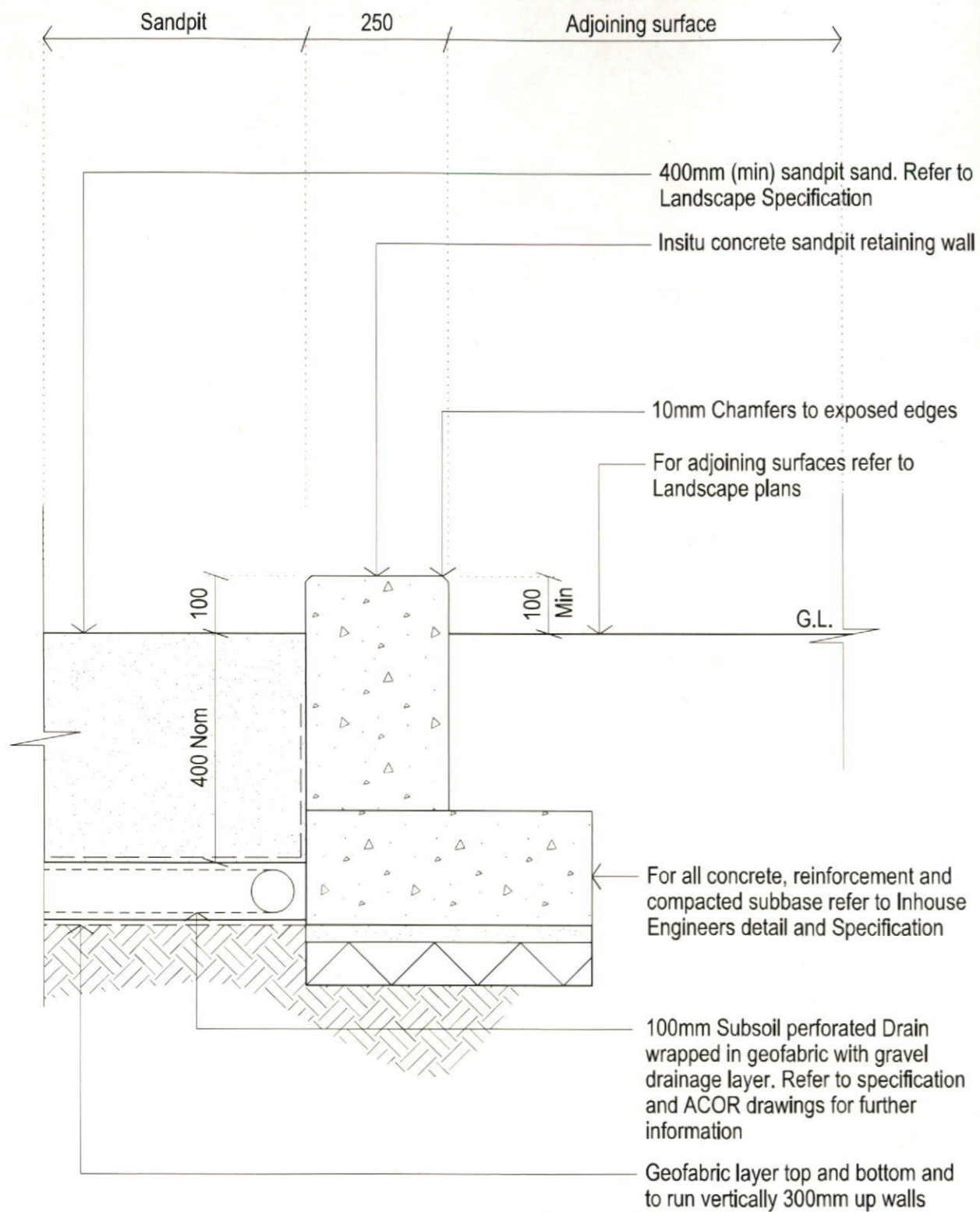


PROJECT JORDAN SPRINGS  
VILLAGE OVAL  
  
DRAWING TITLE  
PARKOUR - SHEET 1 OF 10

NO SCALING OF DRAWINGS  
CONFORMATION OF ALL SERVICES ON SITE

CLIENT LEND LEASE	DRAWN JW/GM	SCALE 1:10@A3
DRAWING NUMBER JOR-0003D04.01	ISSUE 01	





DETAIL DELETED

**B** WALL TYPE B  
1:10 @ A3 - SECTION

**C** WALL TYPE C  
1:10 @ A3 - PLAN

Note:  
This document is Preliminary unless Validated.

ISSUE	STATUS	DATE	REVIEW	VERIFY	VALIDATE
01	CONSTRUCTION CERTIFICATE	17.10.14	JW	MW	ED

CLIENT  
**LEND LEASE**  
LEVEL 3, PHILIP STREET  
NSW 2150 PO BOX 4, PARRAMATTA NSW  
EMAIL: @lendlease.com.au  
FACSIMILE (02) 9673 9998  
TELEPHONE (02) 9673 8814



LEAD CONSULTANT  
**CLOUSTON Associates**  
LANDSCAPE ARCHITECTS  
LEVEL 2, 17 BRIDGE STREET  
SYDNEY NSW 2000  
EMAIL: sydney@clouston.com.au  
FACSIMILE (02) 8272 4998  
TELEPHONE (02) 8272 4869

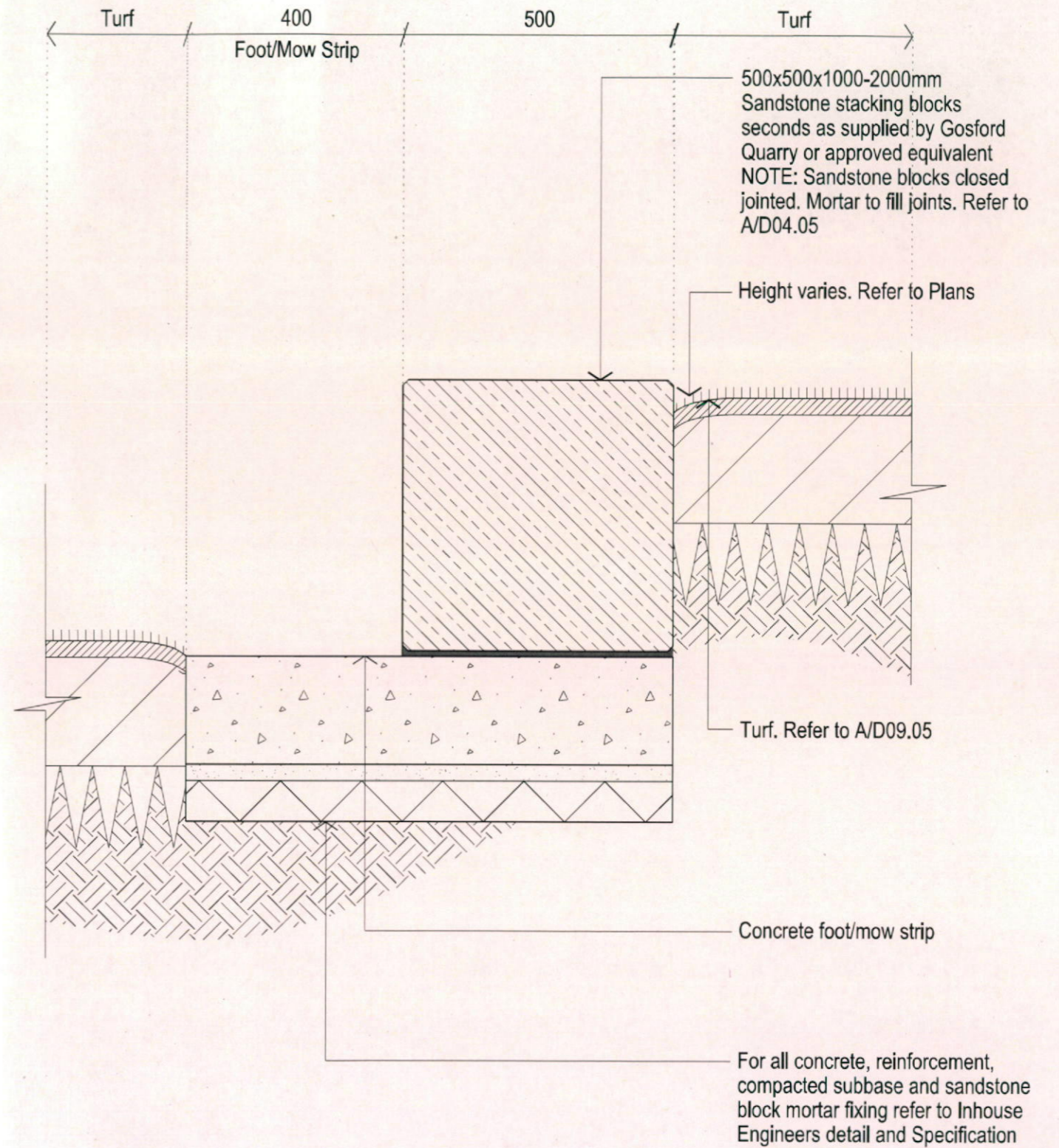
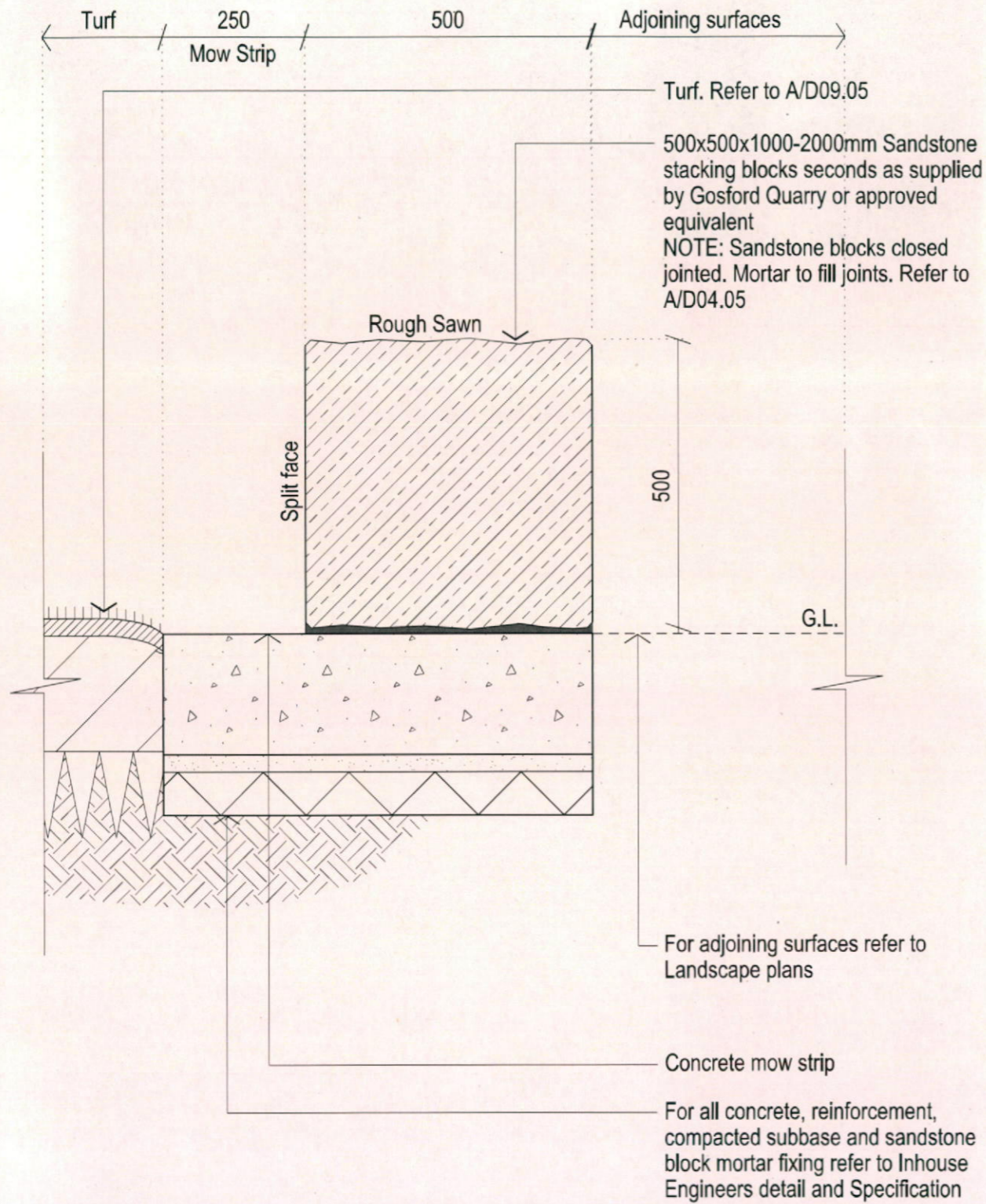


SUB-CONSULTANTS  
**J. WYNDHAM PRINCE**  
CONSULTING CIVIL INFRASTRUCTURE ENGINEERS  
& PROJECT MANAGERS  
17/18 WYNDHAM STREET  
SYDNEY NSW 2000  
TEL: (02) 9211 1111  
WWW.WYNDHAMPRINCE.COM.AU  
**ACOR** CONSULTANTS  
**mbm**  
**HARON ROBSON**  
REGISTERED ENGINEERING CONSULTANTS  
10/11 WYNDHAM STREET  
SYDNEY NSW 2000  
TEL: (02) 9211 1111  
WWW.HARONROBSON.COM.AU

NO SCALING OF DRAWINGS  
CONFORMATION OF ALL SERVICES ON SITE

PROJECT JORDAN SPRINGS VILLAGE OVAL	CLIENT LEND LEASE	DRAWN JW/GM	SCALE 1:10@A3
DRAWING TITLE PARKOUR - SHEET 2 OF 10	DRAWING NUMBER JOR-0003D04.02	ISSUE 01	





D WALL TYPE D  
1:10 @ A3 - SECTION

E WALL TYPE E  
1:10 @ A3 - SECTION

Note:  
This document is Preliminary unless Validated.

ISSUE	STATUS	DATE	REVIEW	VERIFY	VALIDATE
01	CONSTRUCTION CERTIFICATE	17.10.14	JW	MW	ED

CLIENT  
**LEND LEASE**

LEVEL 3, PHILLIP STREET  
NSW 2150 PO BOX 4, PARRAMATTA NSW  
EMAIL: @lendlease.com.au  
FACSIMILE (02) 9673 8868  
TELEPHONE (02) 9673 8814



LEAD CONSULTANT  
**CLOUSTON Associates**  
LANDSCAPE ARCHITECTS

LEVEL 2, 17 BRIDGE STREET  
SYDNEY NSW 2000  
EMAIL: sydney@clouston.com.au  
FACSIMILE (02) 9272 4999  
TELEPHONE (02) 9272 4999



SUB-CONSULTANTS

**J. WYNDHAM PRINCE**  
CONSULTING CIVIL INFRASTRUCTURE ENGINEERS  
& PROJECT MANAGERS



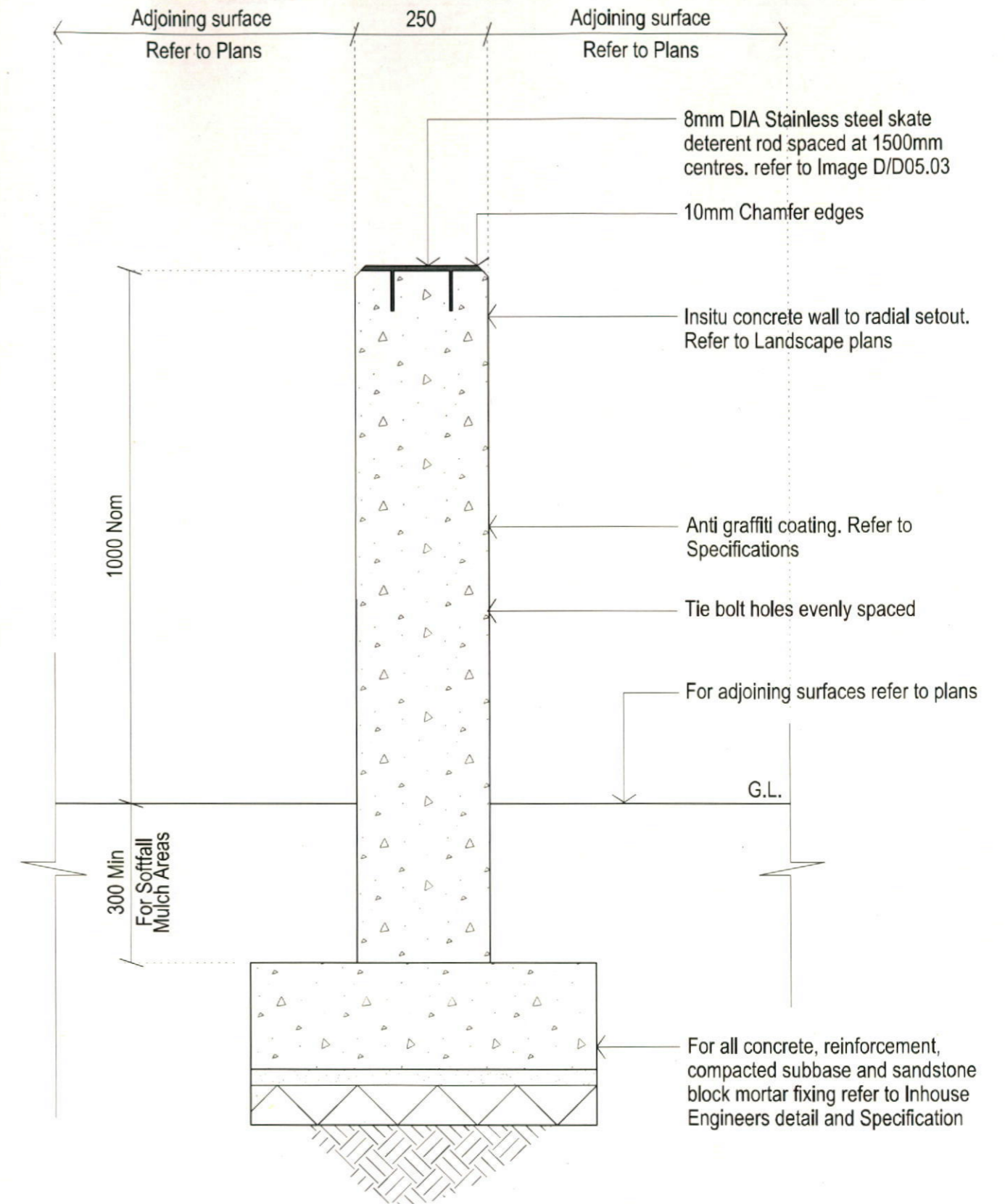
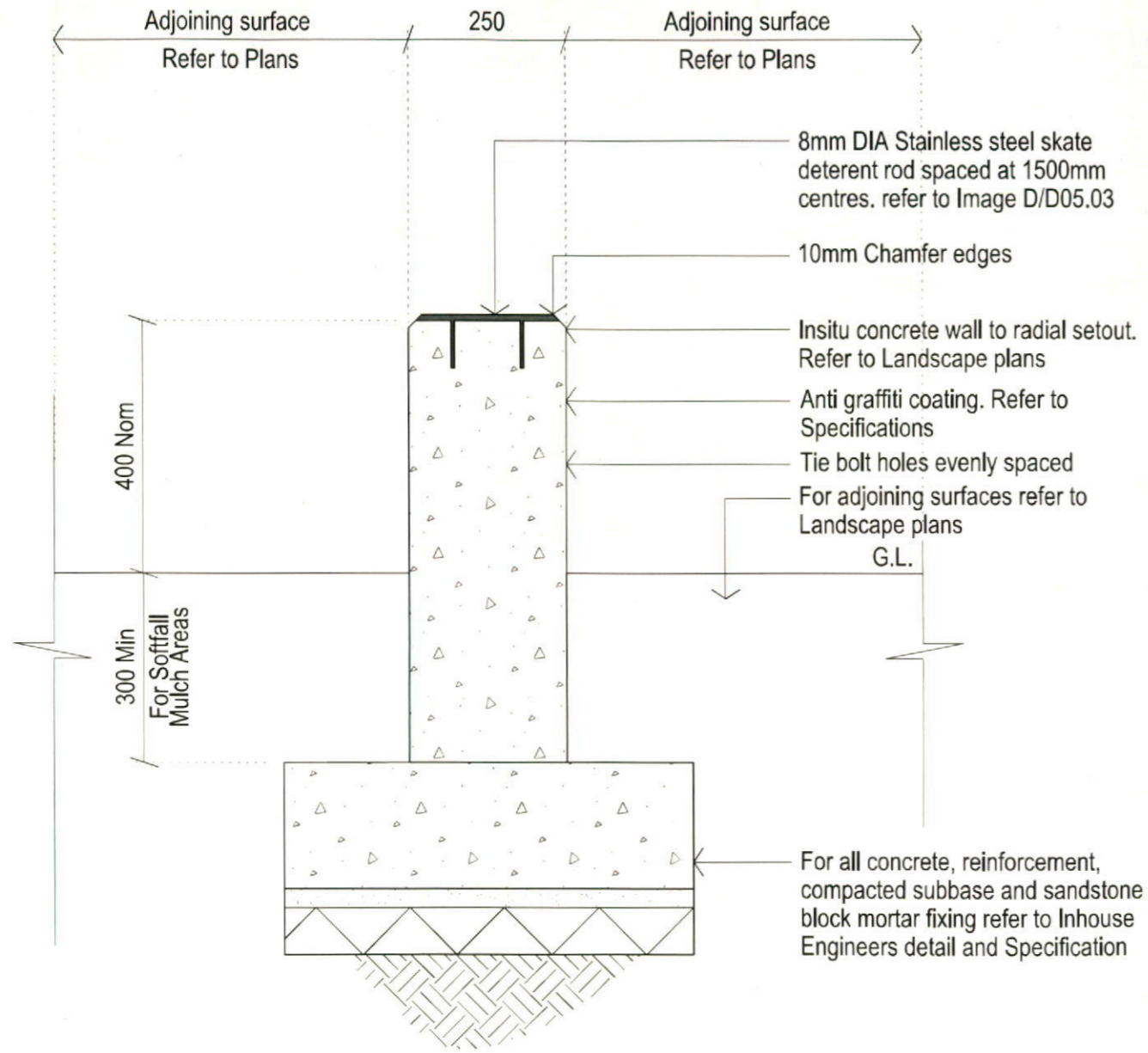
**HARON ROBSON**  
CONSULTANTS

NO SCALING OF DRAWINGS  
CONFORMATION OF ALL SERVICES ON SITE

PROJECT JORDAN SPRINGS  
VILLAGE OVAL  
DRAWING TITLE  
PARKOUR - SHEET 3 OF 10

CLIENT  
LEND LEASE  
DRAWING NUMBER  
JOR-0003D04.03  
DRAWN  
JW/GM  
SCALE  
1:10@A3  
ISSUE  
01





**F** WALL TYPE F  
1:10 @ A3 - SECTION

**G** WALL TYPE G  
1:10 @ A3 - SECTION

Note:  
This document is Preliminary unless Validated.

ISSUE	STATUS	DATE	REVIEW	VERIFY	VALIDATE
01	CONSTRUCTION CERTIFICATE	17.10.14	JW	MW	ED

CLIENT  
**LEND LEASE**

LEVEL 3, PHILLIP STREET  
NSW 2153 PO BOX 4 PARRAMATTA NSW  
EMAIL: @lendlease.com.au  
FACSIMILE (02) 9673 8888  
TELEPHONE (02) 9673 8814



LEAD CONSULTANT  
**CLOUSTON Associates**  
LANDSCAPE ARCHITECTS  
LEVEL 2, 17 BRIDGE STREET  
SYDNEY NSW 2000  
EMAIL: sydney@clouston.com.au  
FACSIMILE (02) 9272 4898  
TELEPHONE (02) 8272 4869



SUB-CONSULTANTS

**J. WYNDHAM PRINCE**  
CONSULTING CIVIL INFRASTRUCTURE ENGINEERS  
& PROJECT MANAGERS  
PROFESSIONAL ENGINEERING NO. 110  
17/21 STAINBURY STREET  
PARRAMATTA NSW 2150  
AUSTRALIA



**HARON ROBSON**  
CONSULTANTS  
1/110 COLLEGE STREET  
PARRAMATTA NSW 2150  
AUSTRALIA

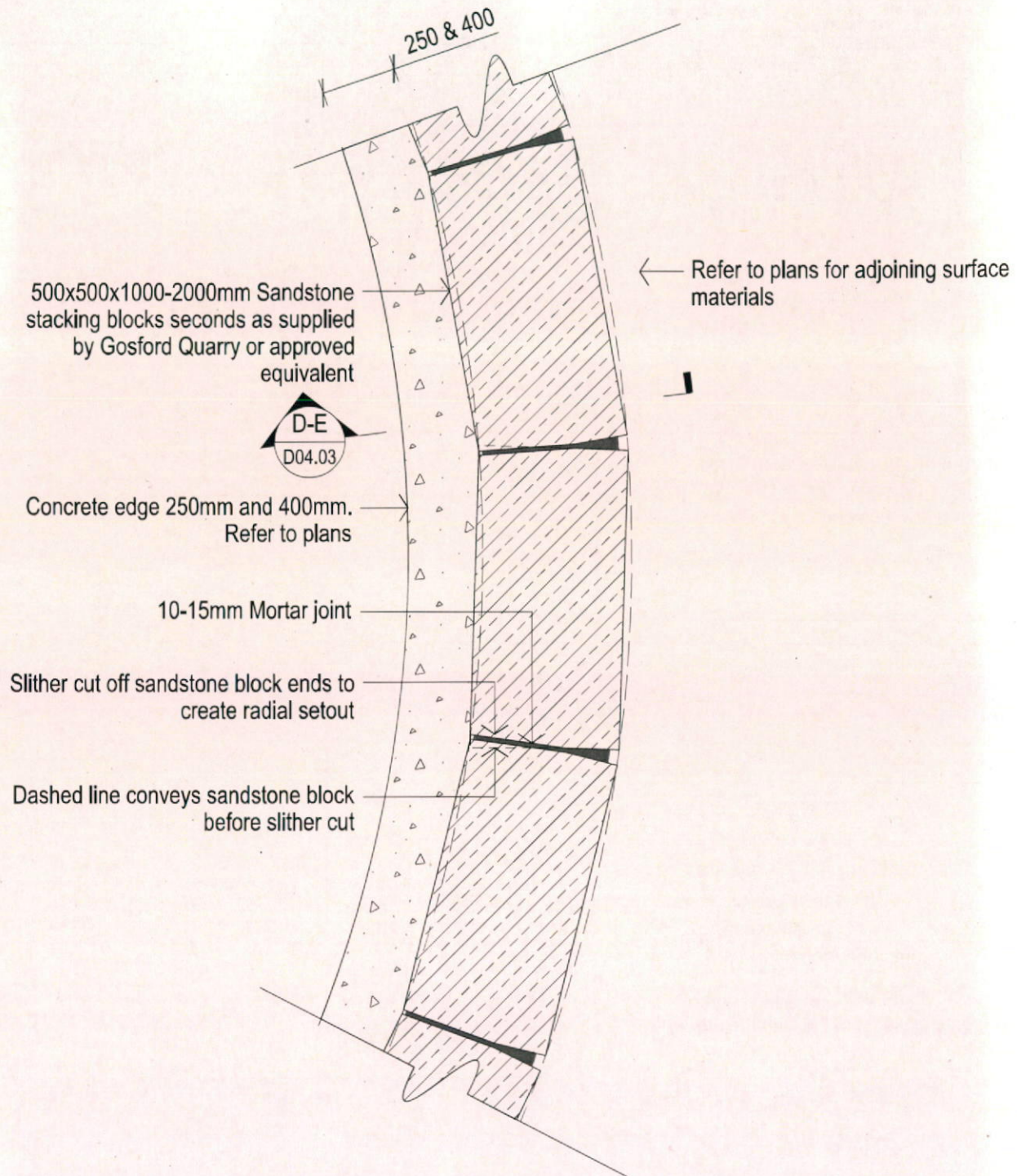
NO SCALING OF DRAWINGS  
CONFORMATION OF ALL SERVICES ON SITE

PROJECT JORDAN SPRINGS  
VILLAGE OVAL  
DRAWING TITLE  
PARKOUR - SHEET 4 OF 10

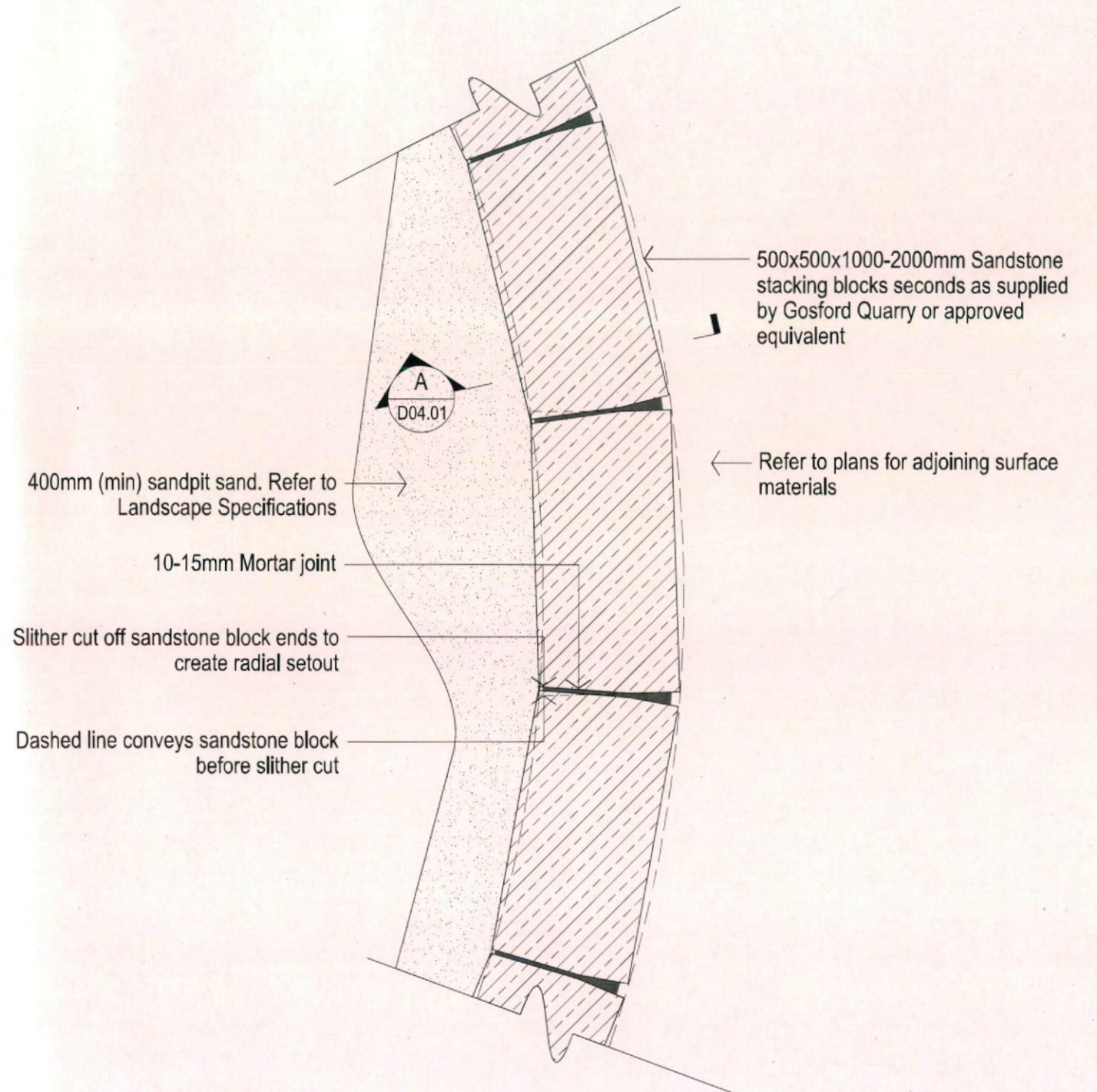
CLIENT  
LEND LEASE  
DRAWING NUMBER  
JOR-0003D04.04

DRAWN  
JW/GM  
SCALE  
1:10@A3  
ISSUE  
01





**A SANDSTONE BLOCKS TO SITE - RADIAL SETOUT**  
1:20 @ A3 - PLAN



**B SANDSTONE BLOCKS TO SANDPIT - RADIAL SETOUT**  
1:20 @ A3 - PLAN

Note:  
This document is Preliminary unless Validated.

ISSUE	STATUS	DATE	REVIEW	VERIFY	VALIDATE
01	CONSTRUCTION CERTIFICATE	17.10.14	JW	MW	ED

CLIENT  
**LEND LEASE**  
LEVEL 3, PHILLIP STREET  
NSW 2150 PO BOX 4, PARRAMATTA NSW  
EMAIL: @lendlease.com.au  
FACSIMILE (02) 9673 8888  
TELEPHONE (02) 9673 8814



LEAD CONSULTANT  
**CLOUSTON Associates**  
LANDSCAPE ARCHITECTS  
LEVEL 2, 17 BRIDGE STREET  
SYDNEY NSW 2000  
EMAIL: sydney@clouston.com.au  
FACSIMILE (02) 8272 4596  
TELEPHONE (02) 8272 4969



SUBCONSULTANTS  
**J. WYNDHAM PRINCE**  
CONSULTING CIVIL, INFRASTRUCTURE ENGINEERS  
& PROJECT MANAGERS  
10/11 ANSON STREET, SYDNEY NSW 2000  
TEL: (02) 9231 1111  
WWW.JWPRINCE.COM.AU



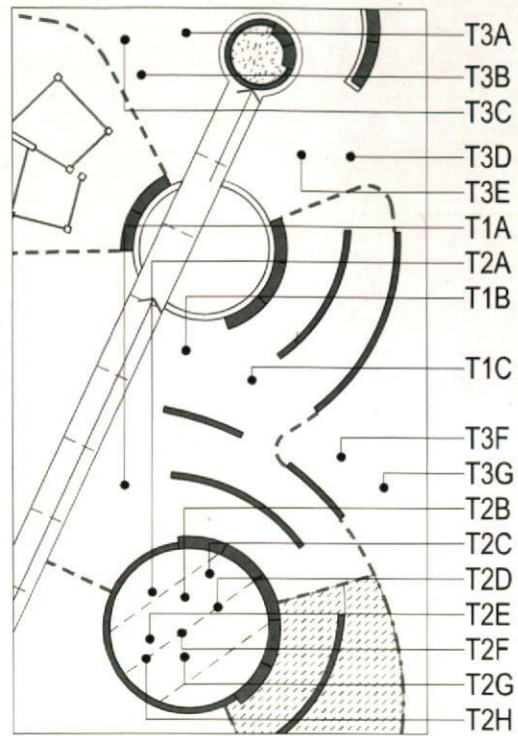
PROJECT JORDAN SPRINGS  
VILLAGE OVAL  
DRAWING TITLE  
PARKOUR - SHEET 5 OF 10

NO SCALING OF DRAWINGS  
CONFORMANCE OF ALL SERVICES ON SITE

CLIENT  
LEND LEASE  
DRAWING NUMBER  
JOR-0003D04.05

DRAWN  
JW/GM  
SCALE  
1:20@A3  
ISSUE  
01





**POST TYPE 1**  
Softfall Mulch -  
Refer to Detail B

Code	Height above Surface Level (S.L.)
T1A	300mm
T1B	200mm
T1C	400mm

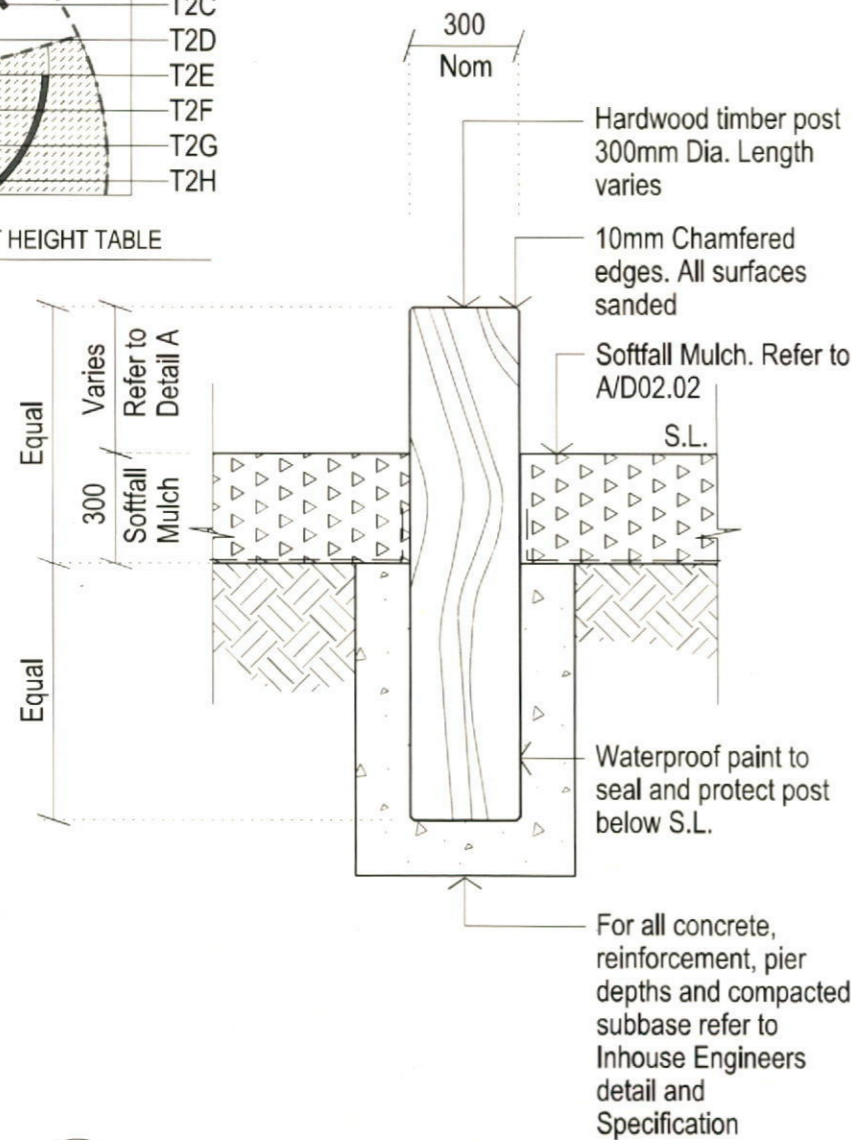
**POST TYPE 2**  
Sandpit -  
Refer to Detail C

Code	Height above Surface Level (S.L.)
T2A	400mm
T2B	300mm
T2C	500mm
T2D	600mm
T2E	600mm
T2F	300mm
T2G	200mm
T2H	300mm

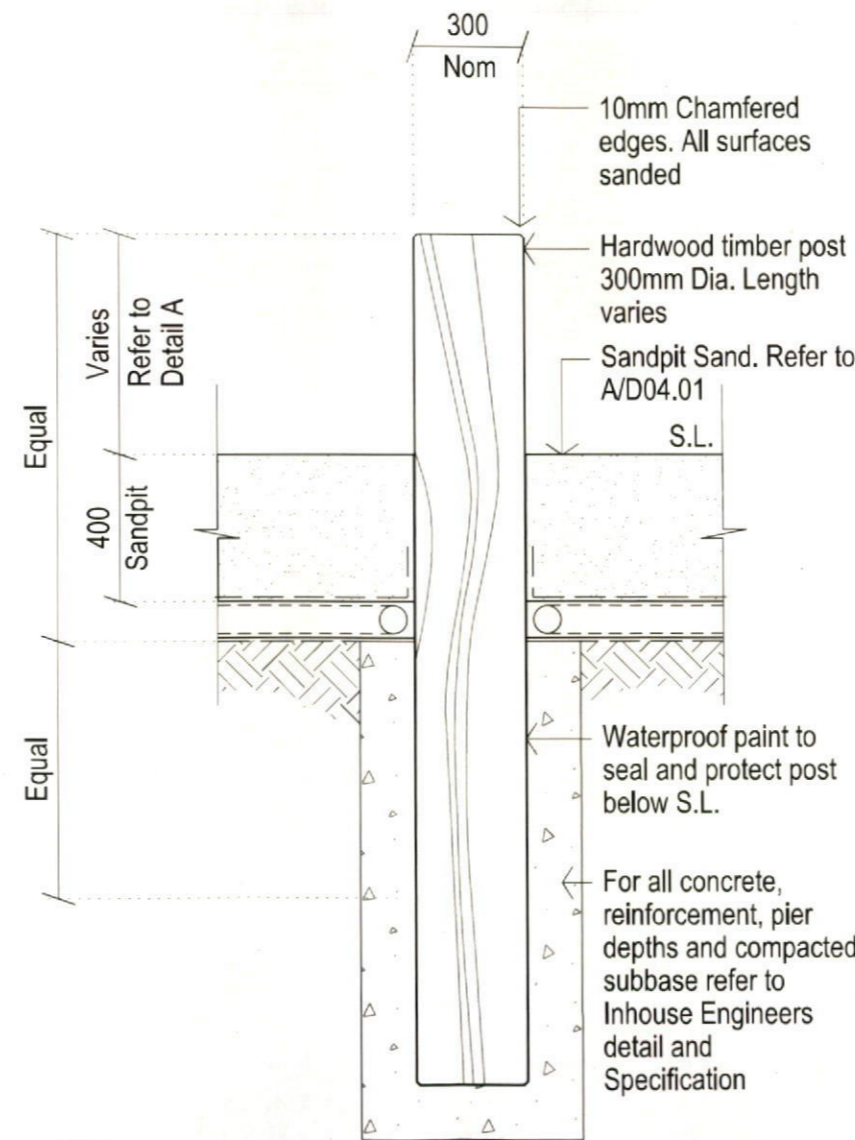
**POST TYPE 3**  
Turf -  
Refer to Detail D

Code	Height above Surface Level (S.L.)
T3A	200mm
T3B	400mm
T3C	400mm
T3D	400mm
T3E	400mm
T3F	200mm
T3G	200mm

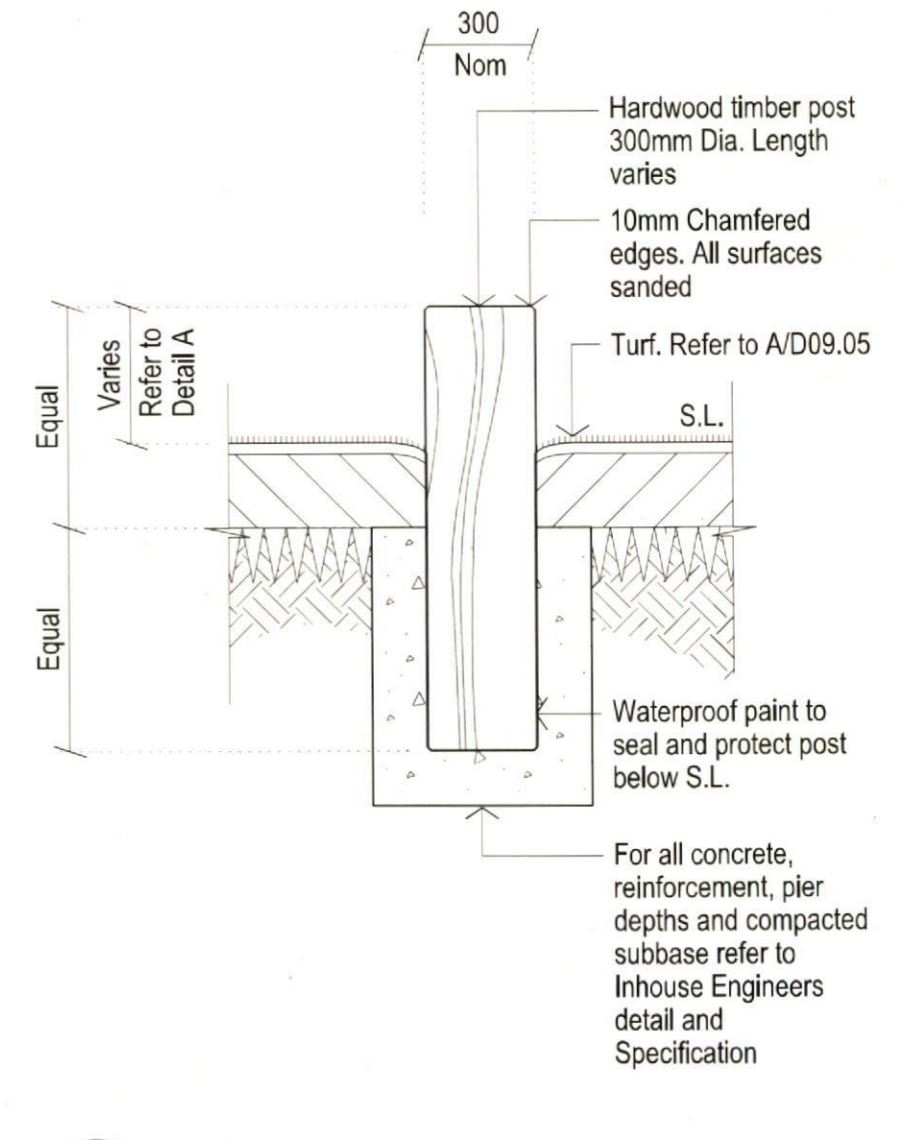
**A** KEYPLAN - POST HEIGHT TABLE  
PLAN



**B** POST TYPE A - SOFTFALL MULCH  
1:20 @ A3 - SECTION



**C** POST TYPE B - SANDPIT  
1:20 @ A3 - SECTION



**D** POST TYPE C - TURF  
1:20 @ A3 - SECTION

Note:  
This document is Preliminary unless Validated.

ISSUE	STATUS	DATE	REVIEW	VERIFY	VALIDATE
01	CONSTRUCTION CERTIFICATE	17.10.14	JW	MW	ED

CLIENT  
**LEND LEASE**  
  
LEVEL 3, PHILIP STREET  
NSW 2150 PO BOX 4, PARRAMATTA NSW  
EMAIL: @lendlease.com.au  
FACSIMILE (02) 9673 8888  
TELEPHONE (02) 9673 8814



LEAD CONSULTANT  
**CLOUSTON Associates**  
LANDSCAPE ARCHITECTS  
  
LEVEL 2, 17 BRIDGE STREET  
SYDNEY NSW 2000  
EMAIL: sydney@clouston.com.au  
FACSIMILE (02) 9272 4996  
TELEPHONE (02) 9272 4999



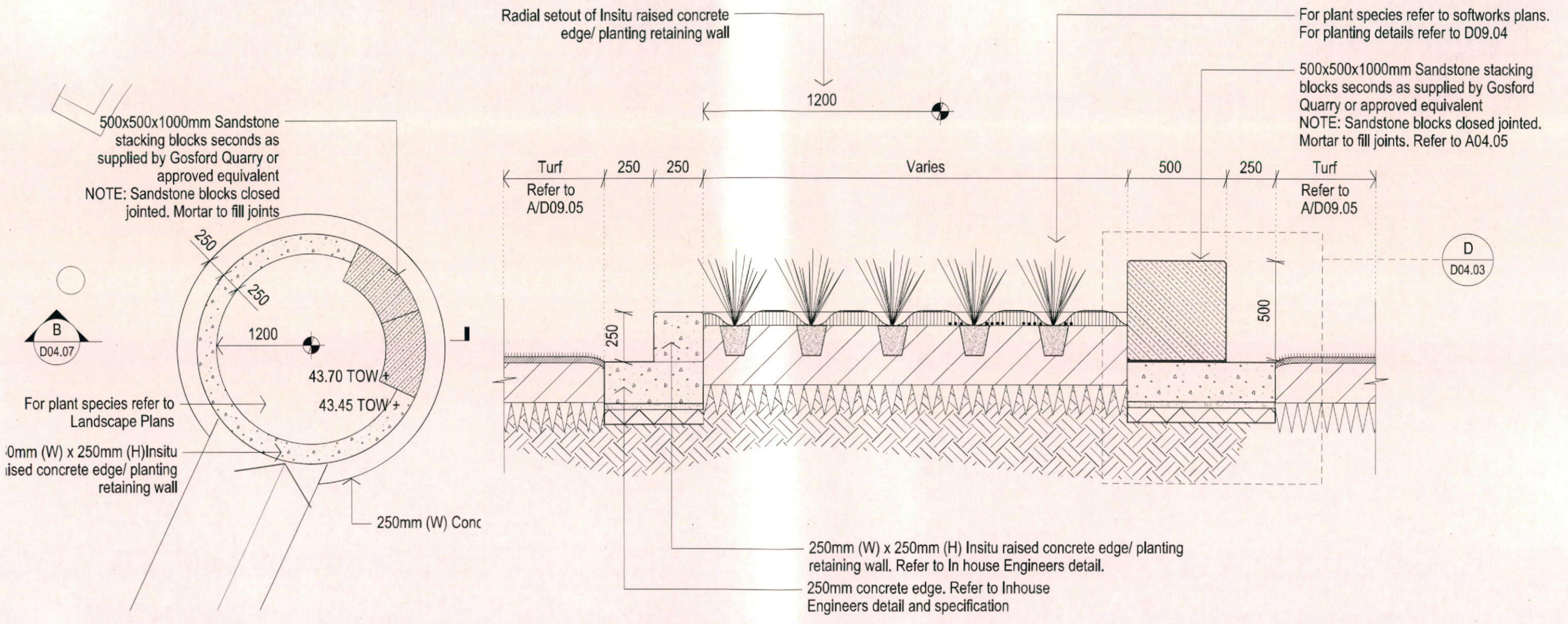
SUB-CONSULTANTS  
**J. WYNDHAM PRINCE**  
CONSULTING CIVIL, INFRASTRUCTURE ENGINEERS  
& PROJECT MANAGERS  
**ACOR** CONSULTANTS  
**mbm**  
**HARON ROBSON**  
CONSULTANTS

PROJECT JORDAN SPRINGS  
**VILLAGE OVAL**  
  
DRAWING TITLE  
**PARKOUR - SHEET 6 OF 10**

NO SCALING OF DRAWINGS  
CONFORMANCE OF ALL SERVICES ON SITE

CLIENT	DRAWN	SCALE
LEND LEASE	JW/GM	1:20@A3
DRAWING NUMBER	ISSUE	
JOR-0003D04.06	01	





**A** RAISED PLANTER BED WITH SANDSTONE SEATING  
1:50 @ A3 - PLAN

**B** RAISED PLANTER BED WITH SANDSTONE SEATING  
1:20 @ A3 - SECTION

Note:  
This document is Preliminary unless Validated.

ISSUE	STATUS	DATE	REVIEW	VERIFY	VALIDATE
01	CONSTRUCTION CERTIFICATE	17.10.14	JW	MW	ED

CLIENT  
**LEND LEASE**  
  
LEVEL 3, PHILLIP STREET  
NSW 2150 PO BOX 4, PARRAMATTA NSW  
EMAIL: @lendlease.com.au  
FACSIMILE (02) 9673 8888  
TELEPHONE (02) 9673 8814



LEAD CONSULTANT  
**Clouston Associates**  
LANDSCAPE ARCHITECTS  
  
LEVEL 2, 17 BRIDGE STREET  
SYDNEY NSW 2000  
EMAIL: sydney@clouston.com.au  
FACSIMILE (02) 8272 4998  
TELEPHONE (02) 8272 4969



SUB-CONSULTANTS  
**J. WYNDHAM PRINCE**  
CONSULTING CIVIL INFRASTRUCTURE ENGINEERS  
& PROJECT MANAGERS  
P.O. BOX 10000, SYDNEY NSW 1588  
WWW.JWYNDHAMPRINCE.COM.AU  
**Ac OR**  
CONSULTANTS  
**mbm**  
CONSULTANTS  
**HARON ROBSON**  
CONSULTANTS

NO SCALING OF DRAWINGS  
CONFORMATION OF ALL SERVICES ON SITE

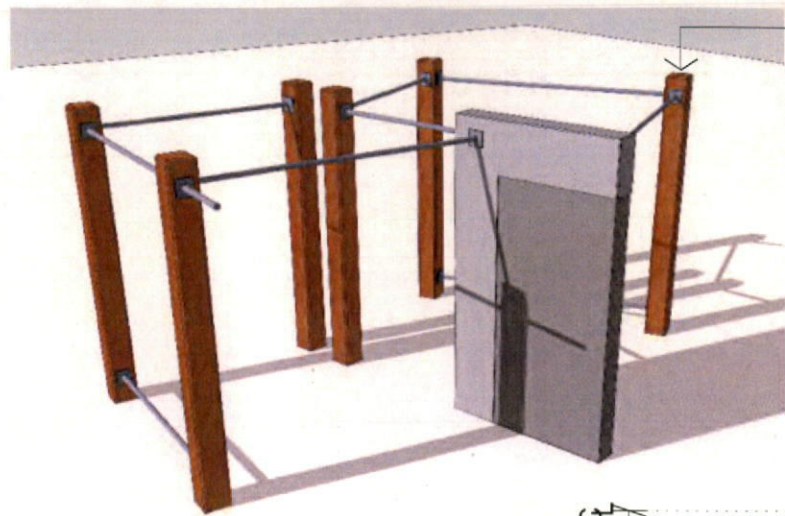
PROJECT: JORDAN SPRINGS  
VILLAGE OVAL

CLIENT: LEND LEASE

DRAWING TITLE: PARKOUR - SHEET 7 OF 10

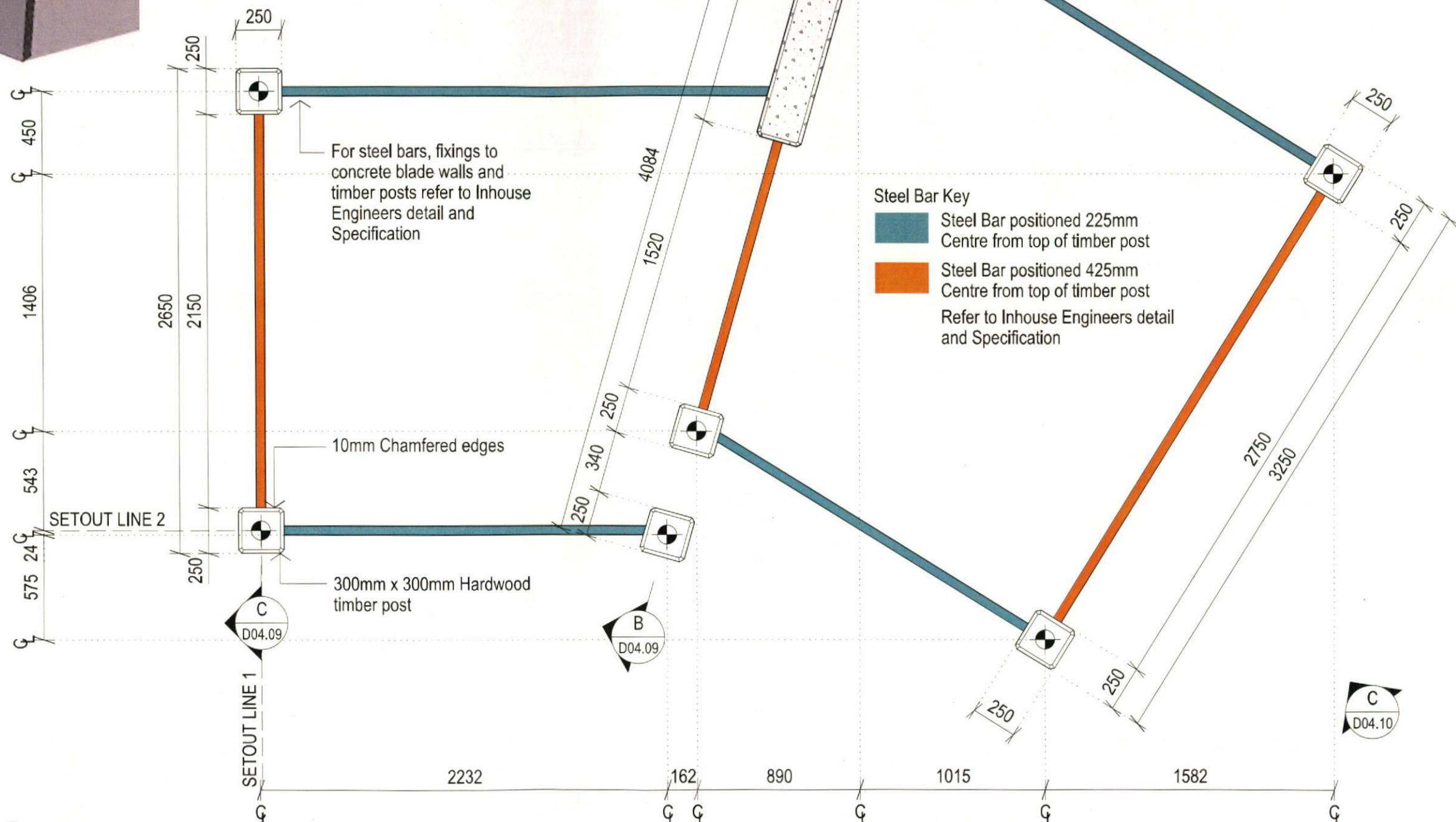
CLIENT	LEND LEASE	DRAWN	JW/GM	SCALE	AS SHOWN
DRAWING NUMBER	JOR-0003D04.07	ISSUE	01		





NOTE: Timber hardwood posts have been selected due to their durability and low maintenance cost. The material will blend with the surrounding trees complimenting their vertical form and softening the Parkour Bar structure

**D**  
D04.10  
Insitu concrete blade wall.  
Cast 2 grey off form concrete.  
Refer to Inhouse Engineers  
detail and Specification



**Steel Bar Key**  
█ Steel Bar positioned 225mm Centre from top of timber post  
█ Steel Bar positioned 425mm Centre from top of timber post  
 Refer to Inhouse Engineers detail and Specification

**A** PARKOUR BARS  
1:25 @ A3 - PLAN

Note:  
This document is Preliminary unless Validated.

ISSUE	STATUS	DATE	REVIEW	VERIFY	VALIDATE
01	CONSTRUCTION CERTIFICATE	17.10.14	JW	MW	ED

CLIENT  
**LEND LEASE**  
  
LEVEL 3, PHILIP STREET  
NSW 2150 PO BOX 4, PARRAMATTA NSW  
EMAIL: @lendlease.com.au  
FACSIMILE (02) 9673 8888  
TELEPHONE (02) 9673 8814



LEAD CONSULTANT  
**CLOUSTON Associates**  
LANDSCAPE ARCHITECTS  
  
LEVEL 2, 17 BRIDGE STREET  
SYDNEY NSW 2000  
EMAIL: sydney@clouston.com.au  
FACSIMILE (02) 9272 4998  
TELEPHONE (02) 9272 4999



SUB-CONSULTANTS

**J. WYNDHAM PRINCE**  
CONSULTING CIVIL INFRASTRUCTURE ENGINEERS  
& PROJECT MANAGERS  
10/100 WILSON ROAD, WILSON PROMENADE  
WILSON PROMENADE, WILSON PROMENADE  
WILSON PROMENADE, WILSON PROMENADE



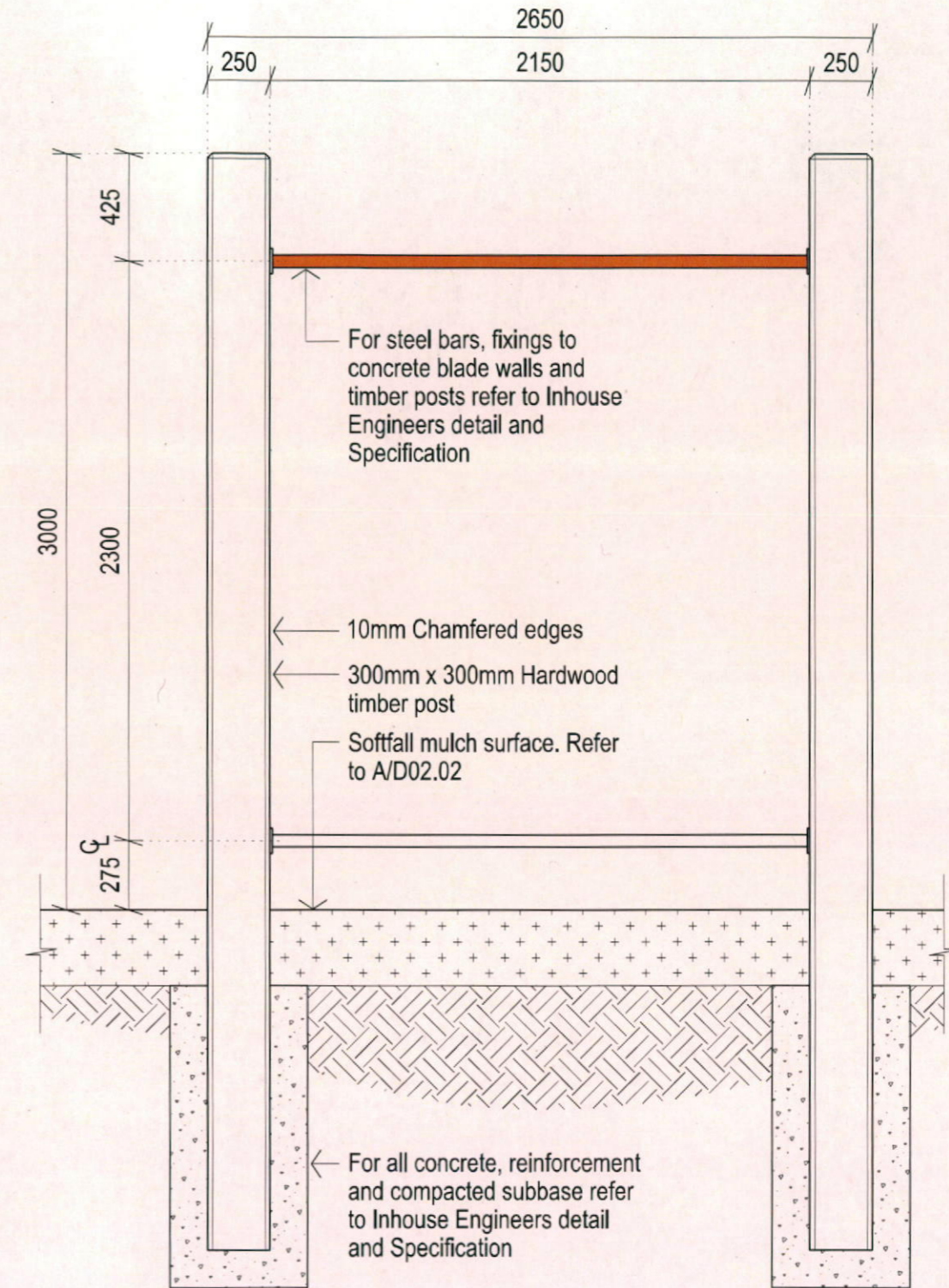
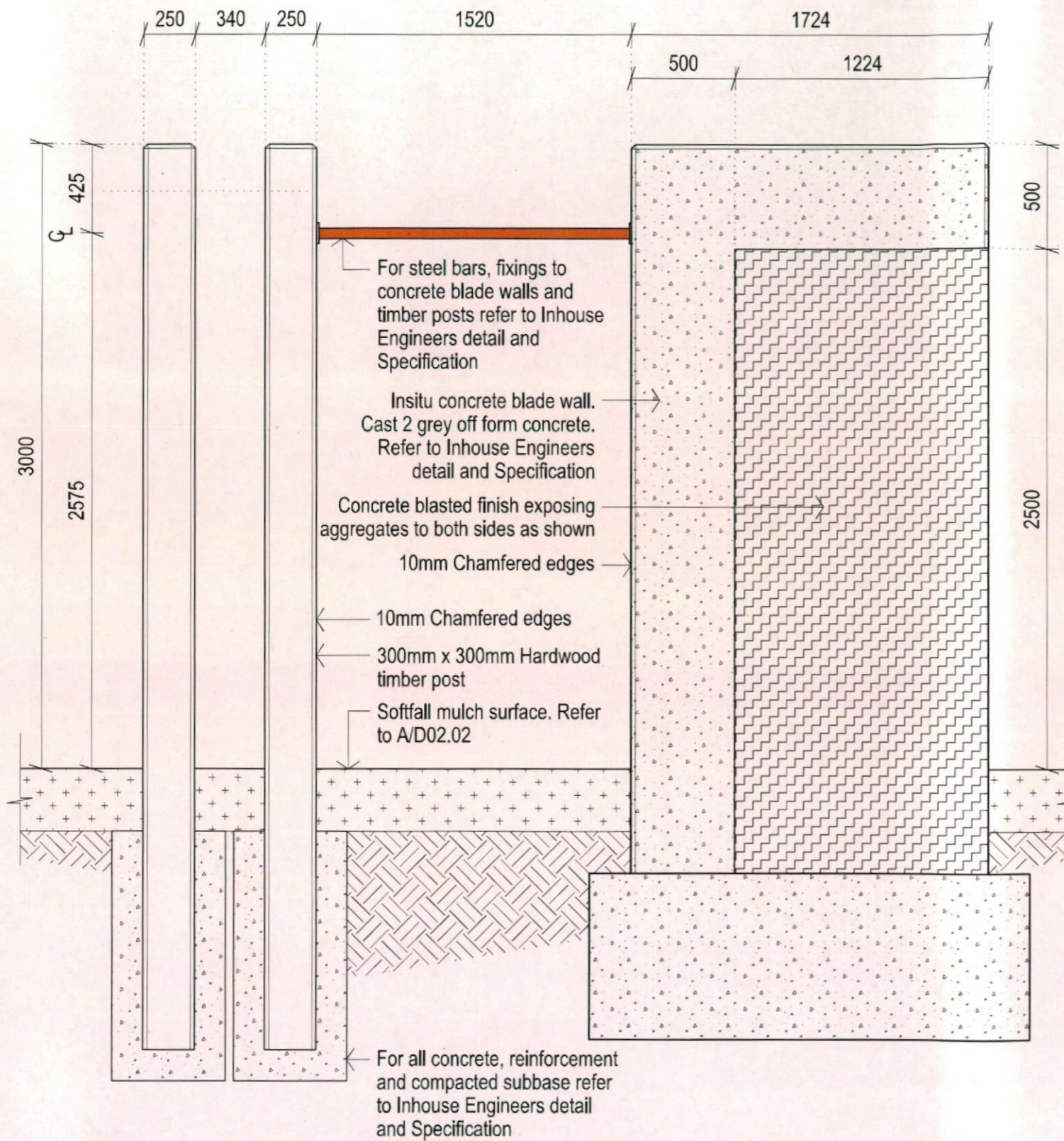
**Robson Consulting Engineers Pty Ltd**  
1/111 WILSON ROAD, WILSON PROMENADE  
WILSON PROMENADE, WILSON PROMENADE

**HARON ROBSON**  
1/111 WILSON ROAD, WILSON PROMENADE  
WILSON PROMENADE, WILSON PROMENADE

NO SCALING OF DRAWINGS  
CONFORMATION OF ALL SERVICES ON SITE

PROJECT JORDAN SPRINGS VILLAGE OVAL	CLIENT LEND LEASE	DRAWN JW/GM	SCALE 1:25@A3
DRAWING TITLE PARKOUR - SHEET 8 OF 10	DRAWING NUMBER JOR-0003D04.08	ISSUE 01	





**B** PARKOUR BARS  
1:25 @ A3 - SECTION

**C** PARKOUR BARS  
1:25 @ A3 - SECTION

Note:  
This document is Preliminary unless Validated.

ISSUE	STATUS	DATE	REVIEW	VERIFY	VALIDATE
01	CONSTRUCTION CERTIFICATE	17.10.14	JW	MW	ED

CLIENT  
**LEND LEASE**  
LEVEL 3, PHILLIP STREET  
NSW 2150 PO BOX 4, PARRAMATTA NSW  
EMAIL: @lendlease.com.au  
FACSIMILE (02) 9673 9888  
TELEPHONE (02) 9673 8814



LEAD CONSULTANT  
**CLOUSTON Associates**  
LANDSCAPE ARCHITECTS  
LEVEL 2, 17 BRIDGE STREET  
SYDNEY NSW 2000  
EMAIL: sydney@clouston.com.au  
FACSIMILE (02) 8272 4996  
TELEPHONE (02) 8272 4999



SUB-CONSULTANTS

**J. WYNDHAM PRINCE**  
CONSULTING CIVIL INFRASTRUCTURE ENGINEERS  
& PROJECT MANAGERS  
10/100 WILSON ROAD, WILSON  
ROAD, WILSON, NSW 2150  
TEL: (02) 9673 9888  
WWW.WYNDHAMPRINCE.COM.AU



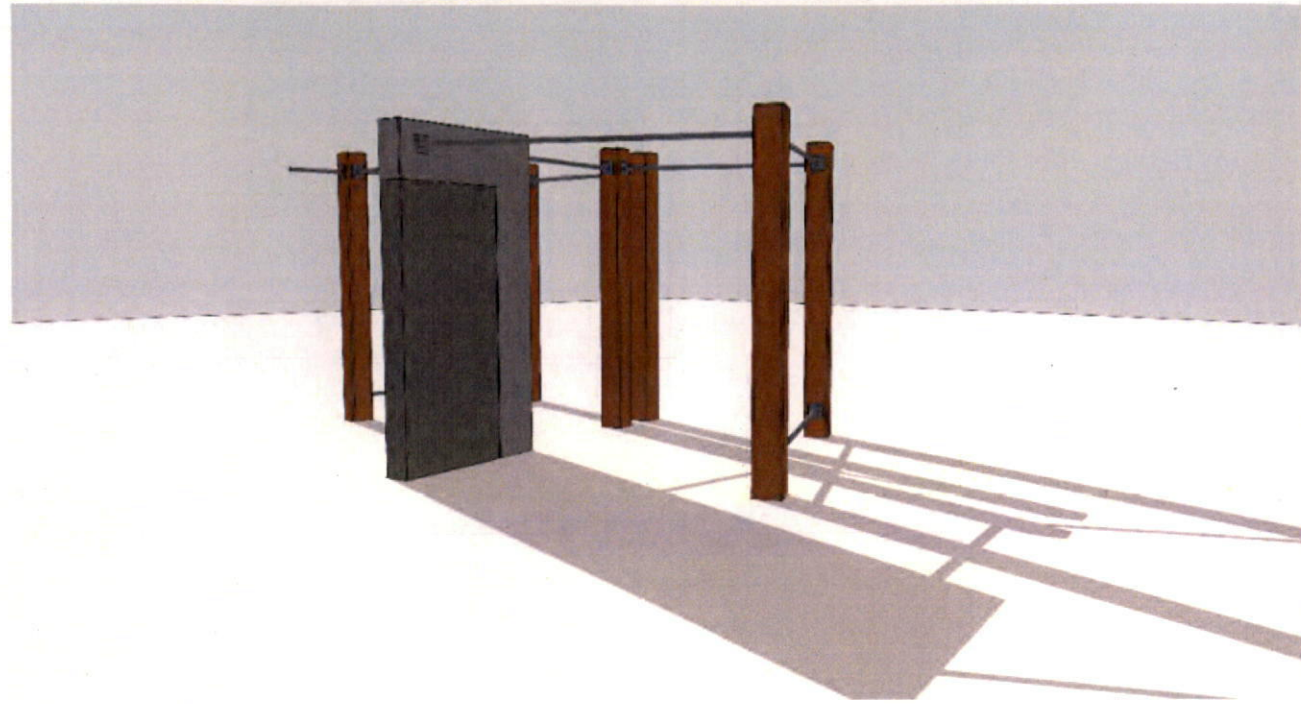
NO SCALING OF DRAWINGS  
CONFORMANCE OF ALL SERVICES ON SITE

PROJECT JORDAN SPRINGS  
VILLAGE OVAL  
DRAWING TITLE  
PARKOUR - SHEET 9 OF 10


CLIENT  
**LEND LEASE**  
DRAWING NUMBER  
JOR-0003D04.09

DRAWN  
JW/GM  
SCALE  
1:25@A3  
ISSUE  
01






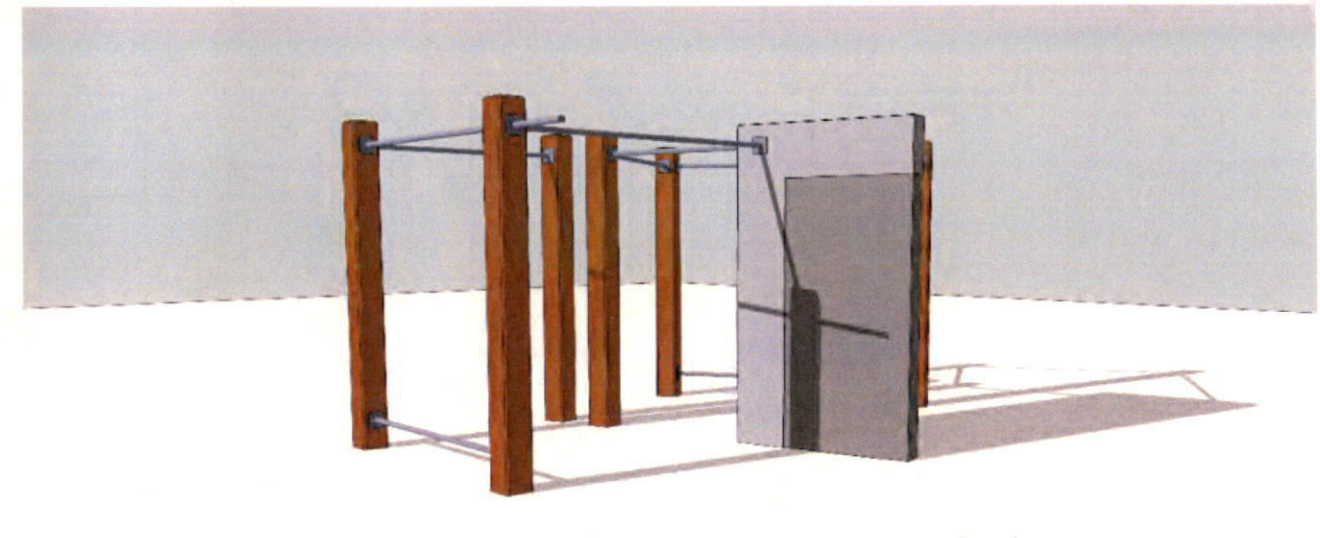
A PARKOUR BARS  
IMAGE



B PARKOUR BARS  
IMAGE



C PARKOUR BARS  
IMAGE



D PARKOUR BARS  
IMAGE

Note:  
This document is Preliminary unless Validated.

ISSUE	STATUS	DATE	REVIEW	VERIFY	VALIDATE
01	CONSTRUCTION CERTIFICATE	17.10.14	JW	MV	ED

CLIENT  
**LEND LEASE**  
  
LEVEL 3, PHILIP STREET  
NSW 2150 PO BOX 4, PARRAMATTA NSW  
EMAIL: @lendlease.com.au  
FACSIMILE (02) 9673 8888  
TELEPHONE (02) 9673 8814



LEAD CONSULTANT  
**CLOUSTON Associates**  
LANDSCAPE ARCHITECTS  
  
LEVEL 2, 17 BRIDGE STREET  
SYDNEY NSW 2000  
EMAIL: sydney@clouston.com.au  
FACSIMILE (02) 8272 4996  
TELEPHONE (02) 8272 4969



SUB-CONSULTANTS  
**J. WYNDHAM PRINCE**  
CONSULTING CIVIL, MECHANICAL, ELECTRICAL ENGINEERS  
& PROJECT MANAGEMENT  
  
**ACOR** **mbm**  
CONSULTANTS  
  
**HARON ROBSON**  
REGISTERED CIVIL ENGINEER

PROJECT JORDAN SPRINGS  
VILLAGE OVAL  
  
DRAWING TITLE  
PARKOUR - SHEET 10 OF 10

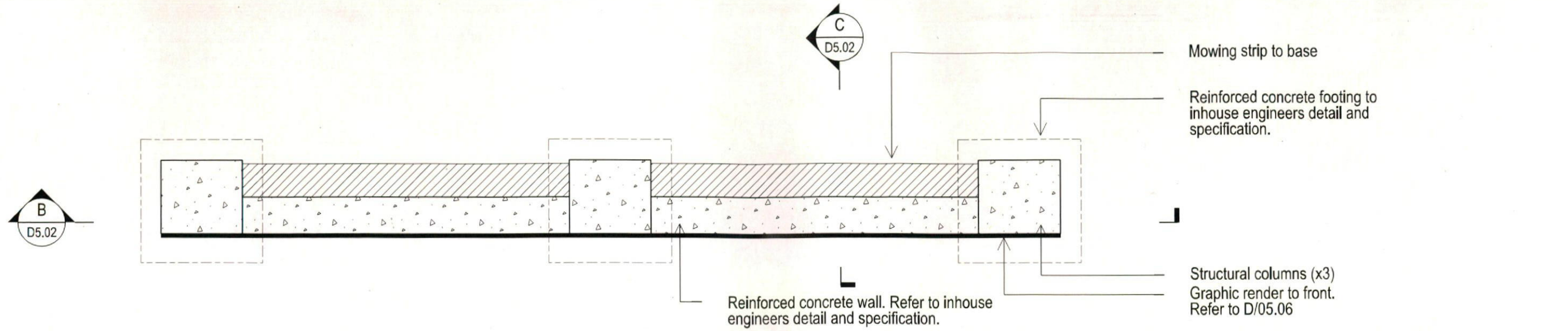
NO SCALING OF DRAWINGS  
CONFORMANCE OF ALL SERVICES ON SITE

CLIENT <b>LEND LEASE</b>	DRAWN <b>JW/GM</b>	SCALE <b>NTS</b>
DRAWING NUMBER JOR-0003D04,10	ISSUE <b>01</b>	

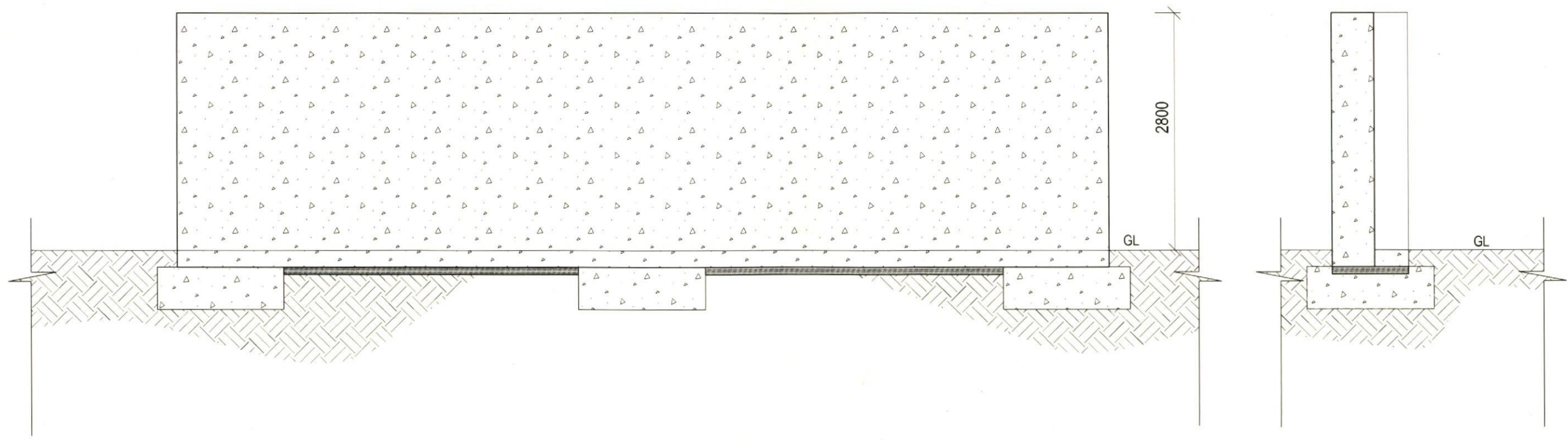








A ADIZONE WALL  
1:50 @ A3 - PLAN



C ADIZONE WALL  
1:50 @ A3 - SECTION

B ADIZONE WALL  
1:50 @ A3 - SECTION

Note:  
This document is Preliminary unless Validated.

ISSUE	STATUS	DATE	REVIEW	VERIFY	VALIDATE
01	CONSTRUCTION CERTIFICATE	17.10.14	JW	MW	ED

CLIENT  
**LEND LEASE**  
LEVEL 3, PHILLIP STREET  
NSW 2150 PO BOX 4 PARRAMATTA NSW  
EMAIL: @lendlease.com.au  
FACSIMILE (02) 9673 8598  
TELEPHONE (02) 9673 8814



LEAD CONSULTANT  
**CLOUSTON Associates**  
LANDSCAPE ARCHITECTS  
LEVEL 2, 17 BRIDGE STREET  
SYDNEY NSW 2000  
EMAIL: sydney@clouston.com.au  
FACSIMILE (02) 9272 4996  
TELEPHONE (02) 9272 4989



SUB-CONSULTANTS  
**J. WYNNDHAM PRINCE**  
CONSULTING CIVIL, INFRASTRUCTURE ENGINEERS & PROJECT MANAGERS  
CONSULTANTS  
**Ac OR**  
**mbm**  
**HARON ROBSON**

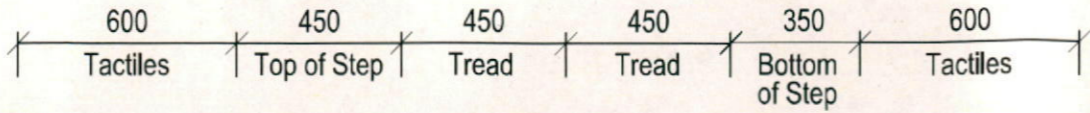


NO SCALING OF DRAWINGS  
CONFORMANCE OF ALL SERVICES ON SITE  
PROJECT JORDAN SPRINGS  
VILLAGE OVAL  
DRAWING TITLE  
ADIZONE AND AMMENITIES - SHEET 2 OF 6

CLIENT LEND LEASE	DRAWN JW/GM	SCALE 1:50 @ A3
DRAWING NUMBER JOR-0003D05.02	ISSUE 01	



Riser Height  
Stair 1-3 = 160mm

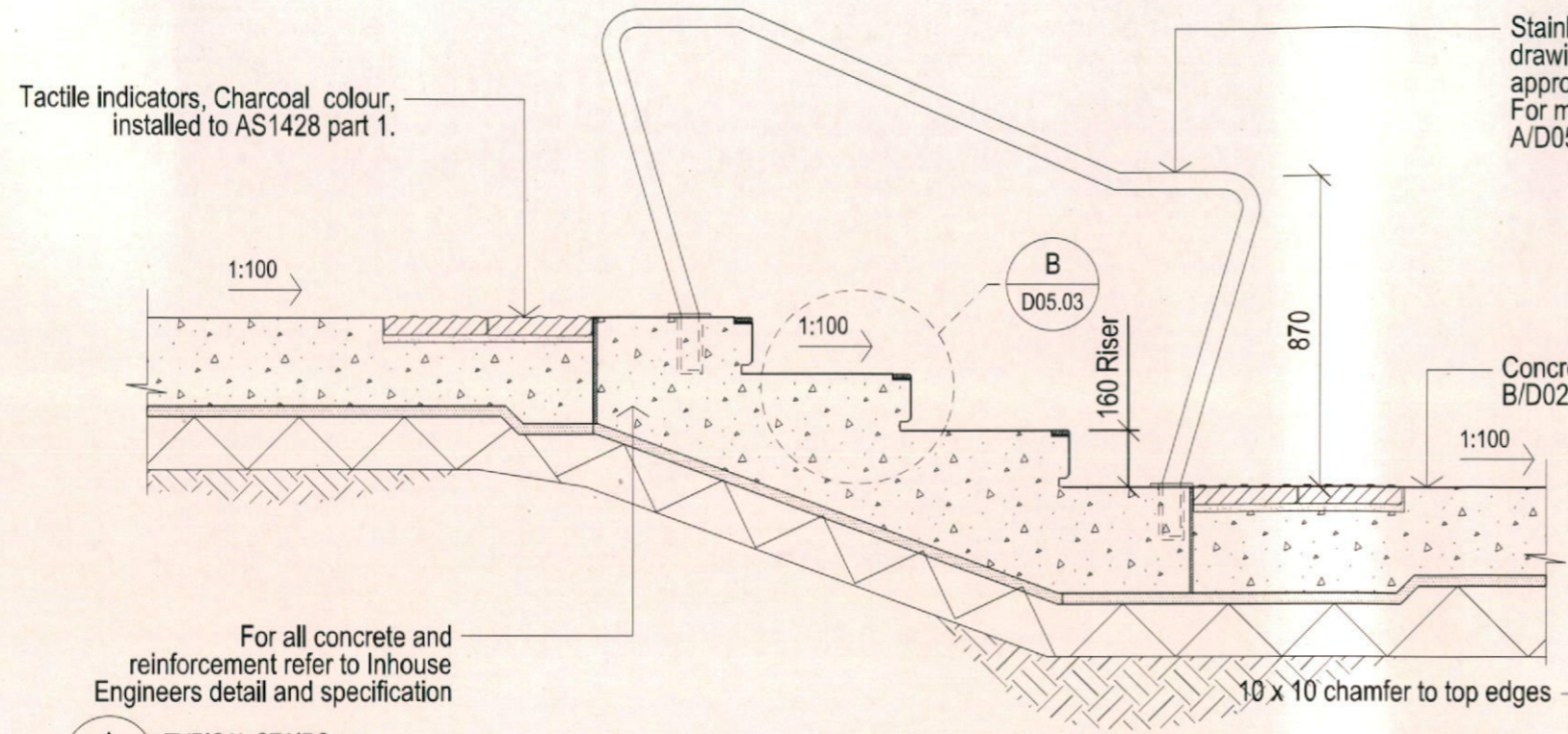


Tactile indicators, Charcoal colour, installed to AS1428 part 1.

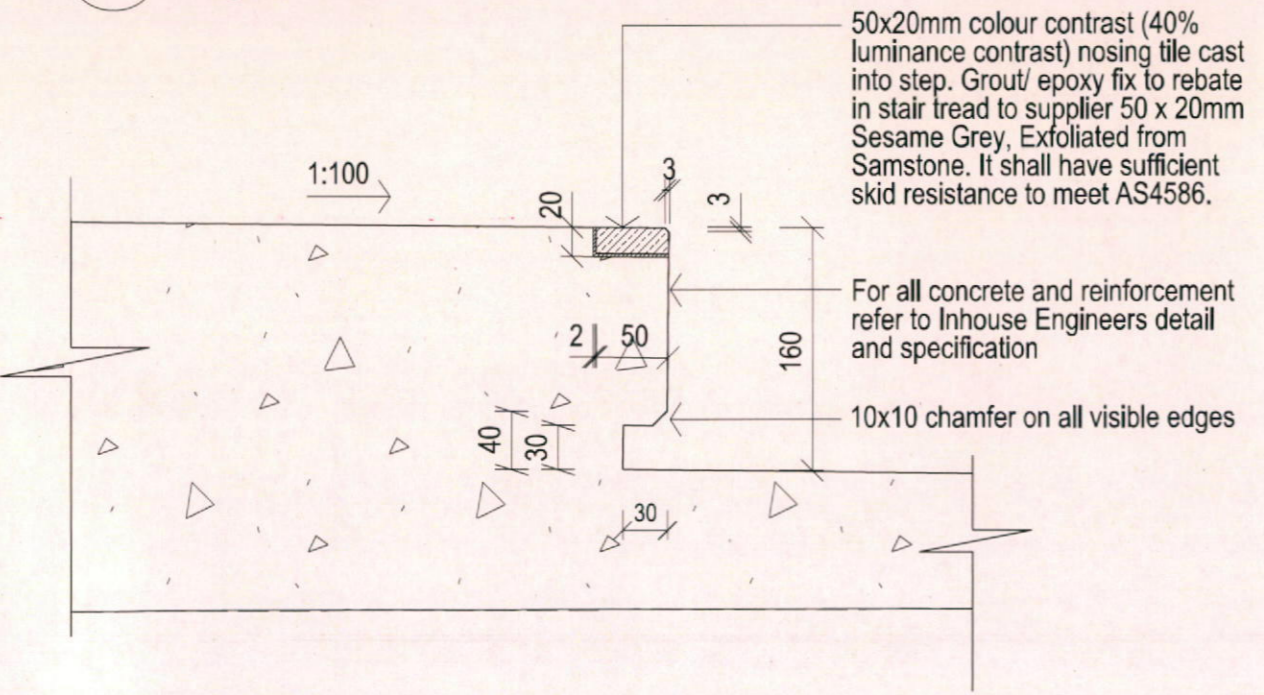
Stainless steel handrails. Shop drawings to be provided and approved by superintendent For more detail refer to detail A/D05.05



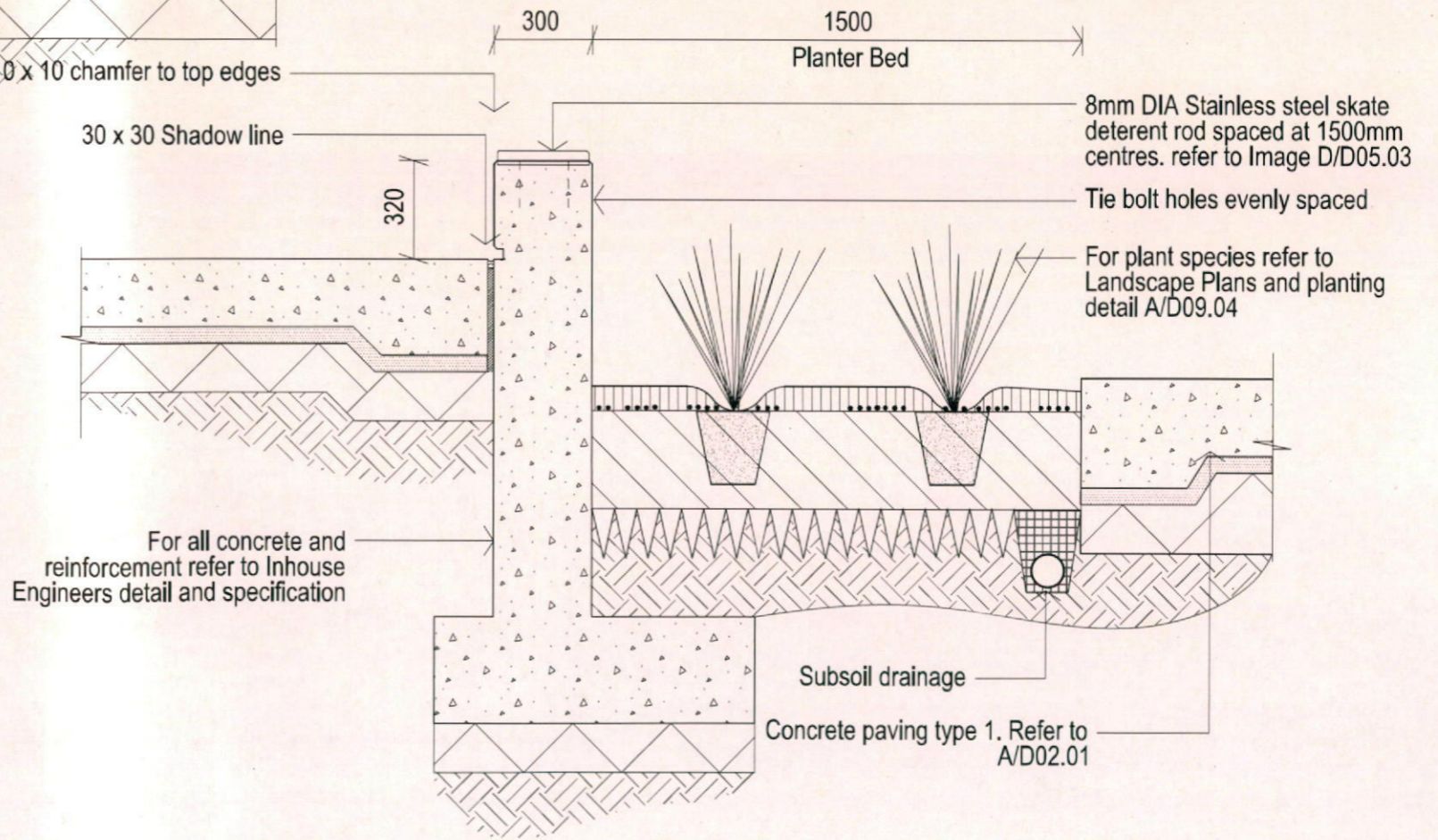
D SKATE DETERANTS - EXAMPLE POLICE PARK  
NA



A TYPICAL STAIRS  
1:20 @ A3 - SECTION



B STAIR NOSING CONTRAST STRIP  
1:5 @ A3 - SECTION



C LOWER PLANTER AND RETAINING WALL  
1:20 @ A3 - SECTION

Note:  
This document is Preliminary unless Validated.

ISSUE	STATUS	DATE	REVIEW	VERIFY	VALIDATE
01	CONSTRUCTION CERTIFICATE	17.10.14	JW	MW	ED

CLIENT  
**LEND LEASE**  
  
LEVEL 3, PHILLIP STREET  
NSW 2150 PO BOX 4, PARRAMATTA NSW  
EMAIL: @lendlease.com.au  
FACSIMILE (02) 9673 8866  
TELEPHONE (02) 9673 8814



LEAD CONSULTANT  
**CLOUSTON Associates**  
LANDSCAPE ARCHITECTS  
  
LEVEL 2, 17 BRIDGE STREET  
SYDNEY NSW 2000  
EMAIL: sydney@clouston.com.au  
FACSIMILE (02) 9272 4999  
TELEPHONE (02) 9272 4999



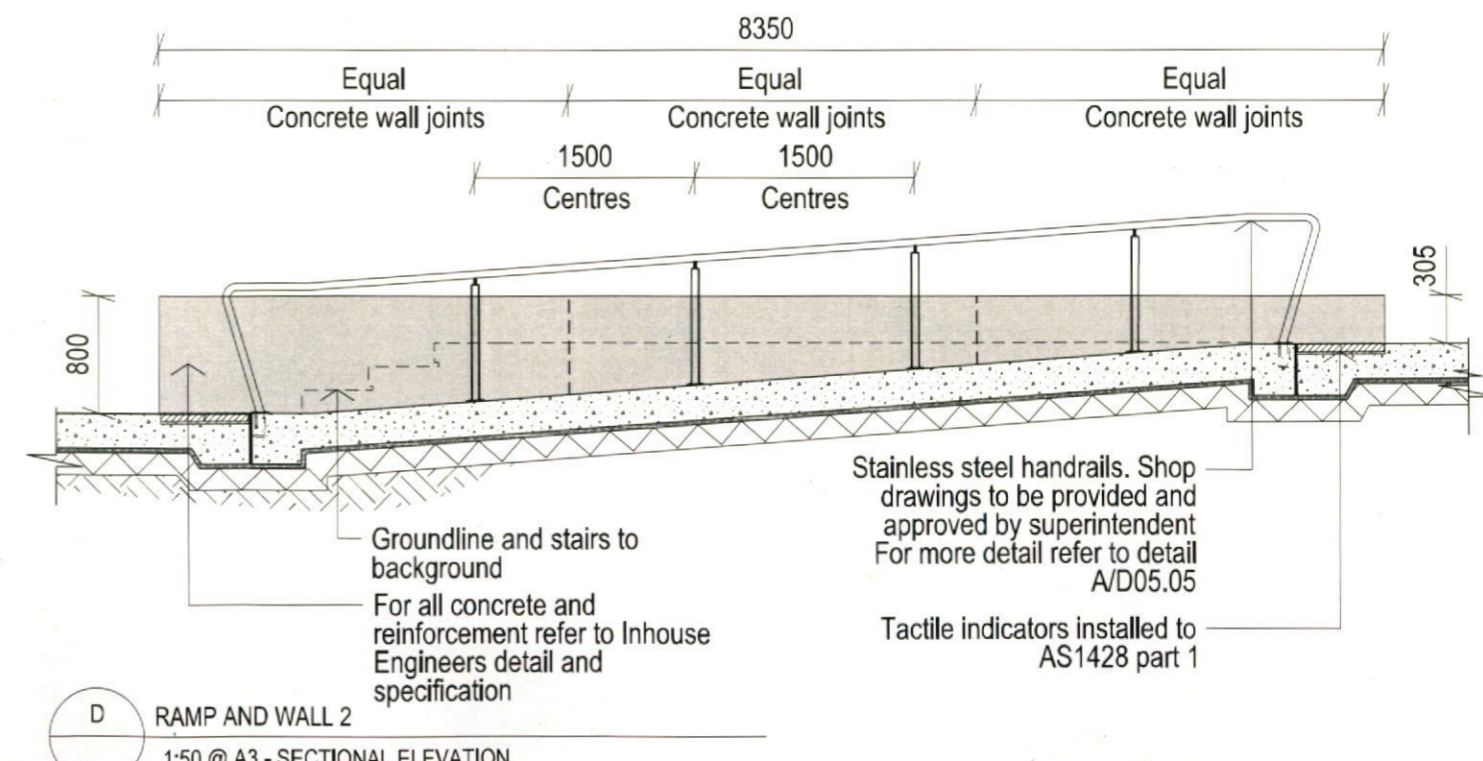
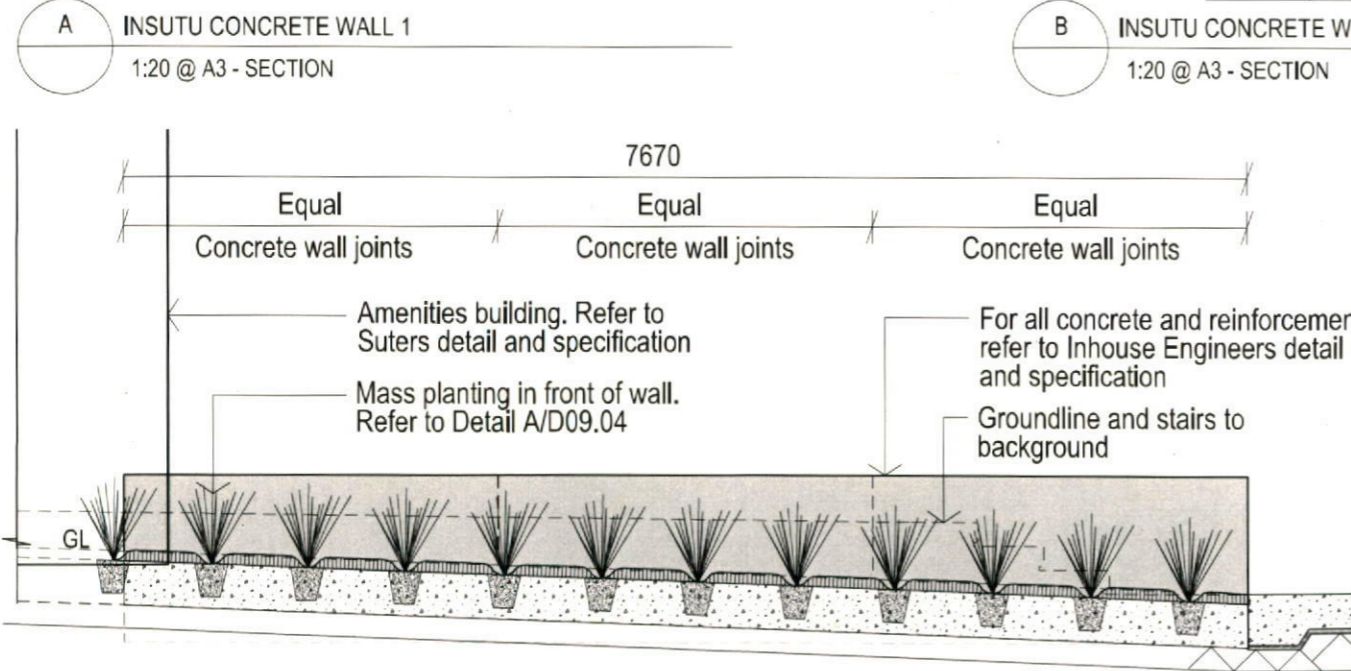
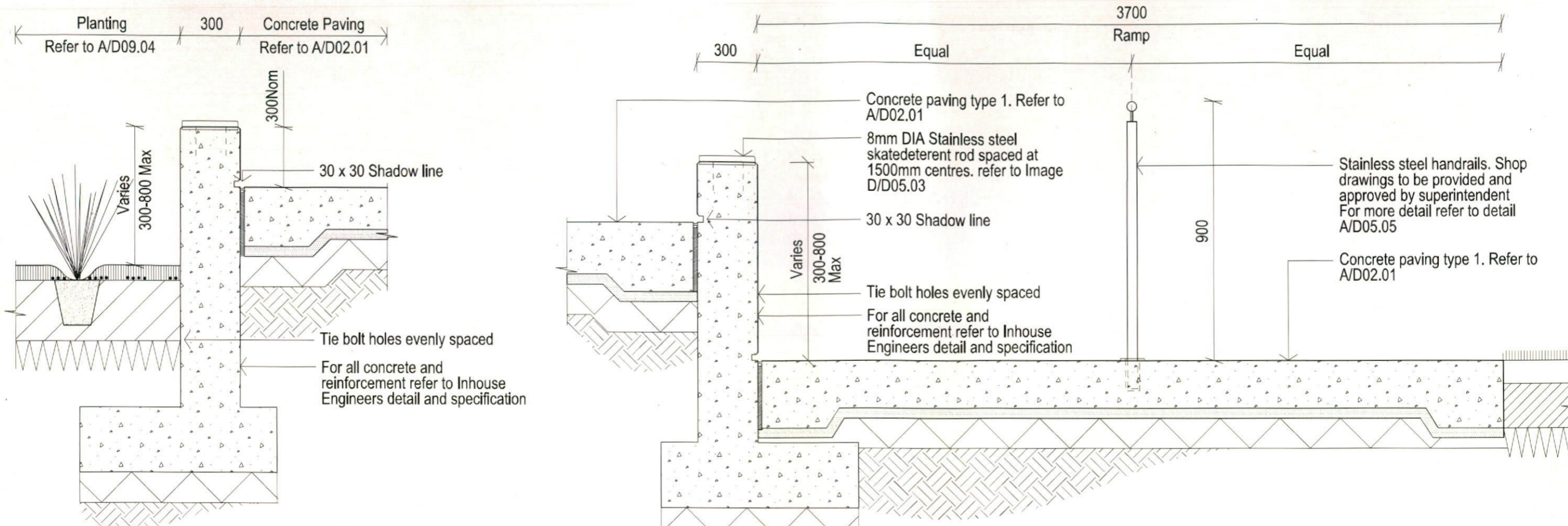
SUB-CONSULTANTS  
**J. WYNDHAM PRINCE**  
CONSULTING CIVIL INFRASTRUCTURE ENGINEERS  
& PROJECT MANAGERS  
**Ac OR**  
**mbm**  
**HARON ROBSON**



NO SCALING OF DRAWINGS  
CONFORMATION OF ALL SERVICES ON SITE  
PROJECT: JORDAN SPRINGS  
VILLAGE OVAL  
DRAWING TITLE:  
ADIZONE AND AMMENITIES - SHEET 3 OF 6

CLIENT <b>LEND LEASE</b>	DRAWN JW/GM	SCALE 1:10 @ A3
DRAWING NUMBER JOR-0003D05.03	ISSUE 01	





Note:  
 This document is Preliminary unless Validated.

ISSUE	STATUS	DATE	REVIEW	VERIFY	VALIDATE
01	CONSTRUCTION CERTIFICATE	17.10.14	JW	MW	ED

CLIENT  
**LEND LEASE**  
 LEVEL 3, PHILLIP STREET  
 NSW 2150 PO BOX 4, PARRAMATTA NSW  
 EMAIL: @lendlease.com.au  
 FACSIMILE (02) 9673 8868  
 TELEPHONE (02) 9673 8814



LEAD CONSULTANT  
**CLOUSTON Associates**  
 LANDSCAPE ARCHITECTS  
 LEVEL 2, 17 BRIDGE STREET  
 SYDNEY NSW 2000  
 EMAIL: sydney@clouston.com.au  
 FACSIMILE (02) 8272 4996  
 TELEPHONE (02) 8272 4969



SUB-CONSULTANTS  
**J. WYNDHAM PRINCE**  
 CONSULTING CIVIL INFRASTRUCTURE ENGINEERS  
 & PROJECT MANAGERS  
 10/11-13/15 BRIDGE STREET  
 SYDNEY NSW 2000  
 TEL: (02) 9231 1111  
 WWW.JWYNDHAMPRINCE.COM.AU

**ACOR**  
 CONSULTANTS

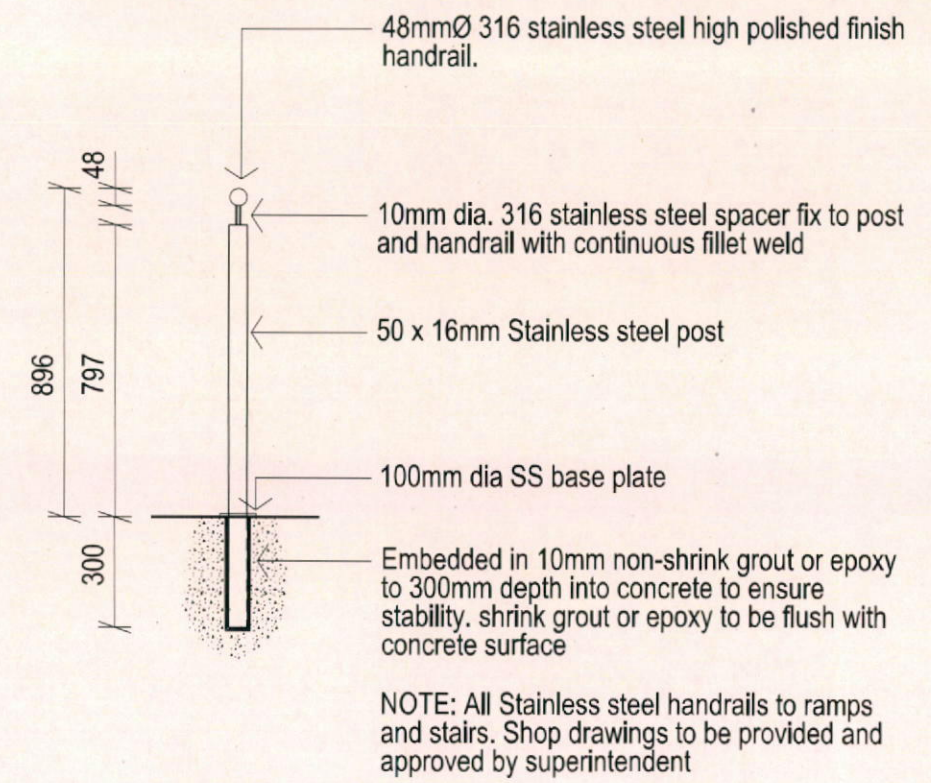
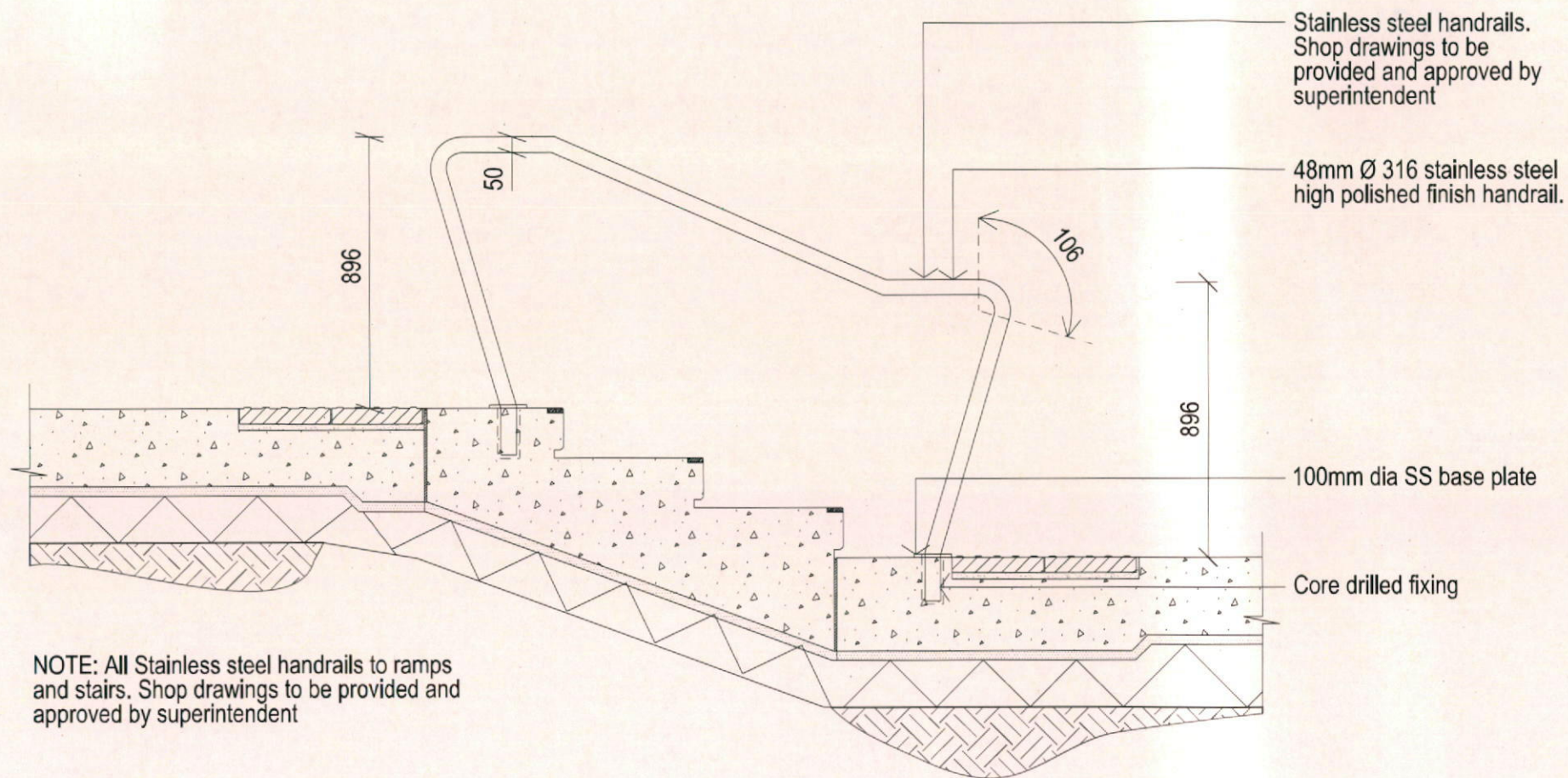
**mbm**

**HARON ROBSON**  
 REGISTERED CIVIL ENGINEER  
 1/11-13/15 BRIDGE STREET  
 SYDNEY NSW 2000  
 TEL: (02) 9231 1111  
 WWW.HARONROBSON.COM.AU

NO SCALING OF DRAWINGS  
 CONFORMANCE OF ALL SERVICES ON SITE

PROJECT JORDAN SPRINGS VILLAGE OVAL	CLIENT LEND LEASE	DRAWN JW/GM	SCALE AS SHOWN
DRAWING TITLE ADIZONE AND AMMENITIES - SHEET 4 OF 6	DRAWING NUMBER JOR-0003D05.04	ISSUE 01	





**A** TYPICAL HANDRAIL TO STAIRS  
1:20 @ A3 - SECTION

**B** TYPICAL HANDRAIL POST  
1:20 @ A3 - SECTION

Note:  
This document is Preliminary unless Validated.

ISSUE	STATUS	DATE	REVIEW	VERIFY	VALIDATE
01	CONSTRUCTION CERTIFICATE	17.10.14	JW	MW	ED

CLIENT  
**LEND LEASE**  
  
LEVEL 3, PHILLIP STREET  
NSW 2150 PO BOX 4 PARRAMATTA NSW  
EMAIL: @lendlease.com.au  
FACSIMILE (02) 9673 8888  
TELEPHONE (02) 9673 8814



LEAD CONSULTANT  
**CLOUSTON Associates**  
LANDSCAPE ARCHITECTS  
  
LEVEL 2, 17 BRIDGE STREET  
SYDNEY NSW 2000  
EMAIL: sydney@clouston.com.au  
FACSIMILE (02) 9272 4966  
TELEPHONE (02) 9272 4969

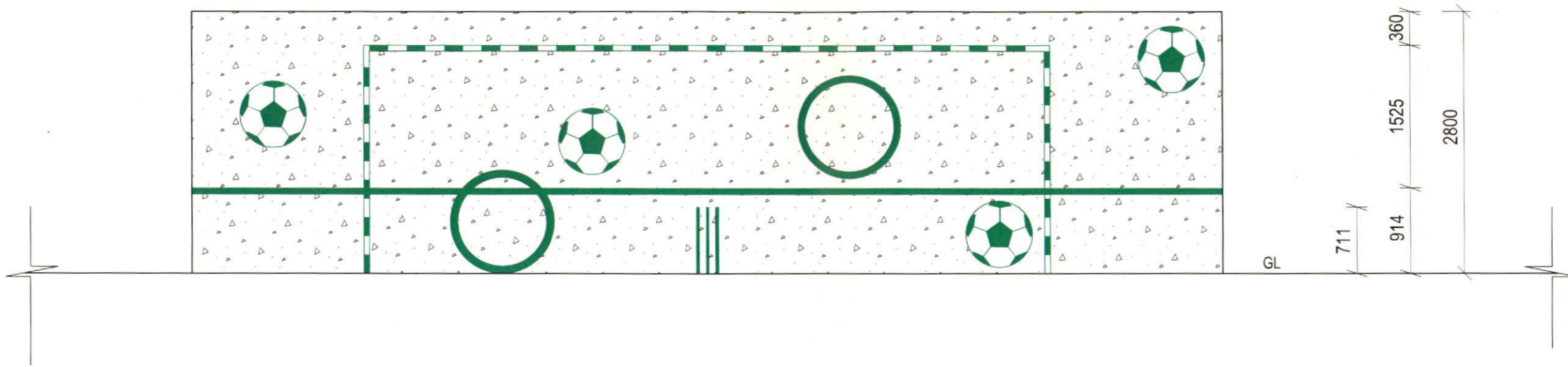



SUB-CONSULTANTS  
**J. WYNDHAM PRINCE**  
CONSULTING CIVIL INFRASTRUCTURE ENGINEERS  
& PROJECT MANAGERS  
**Ac OR**  
**mbm**  
**HARON ROBSON**

NO SCALING OF DRAWINGS  
CONFORMANCE OF ALL SERVICES ON SITE

PROJECT JORDAN SPRINGS VILLAGE OVAL	CLIENT LEND LEASE	DRAWN JW/GM	SCALE 1:20 @ A3
DRAWING TITLE ADIZONE AND AMMENITIES - SHEET 5 OF 6	DRAWING NUMBER JOR-0003D05.05	ISSUE 01	





A ADIZONE WALL - GRAPHIC  
1:50 @ A3 - SECTION

Note:  
This document is Preliminary unless Validated.

ISSUE	STATUS	DATE	REVIEW	VERIFY	VALIDATE
01	CONSTRUCTION CERTIFICATE	17.10.14	JW	MW	ED

CLIENT  
**LEND LEASE**  
  
LEVEL 3, PHILLIP STREET  
NSW 2150 PO BOX 4, PARRAMATTA NSW  
EMAIL: @lendlease.com.au  
FACSIMILE (02) 9673 8888  
TELEPHONE (02) 9673 8814



LEAD CONSULTANT  
**CLOUSTON Associates**  
LANDSCAPE ARCHITECTS  
  
LEVEL 2, 17 BRIDGE STREET  
SYDNEY NSW 2000  
EMAIL: sydney@clouston.com.au  
FACSIMILE (02) 8272 4998  
TELEPHONE (02) 8272 4989



SUB-CONSULTANTS  
**J. WYNDHAM PRINCE**  
CONSULTING CIVIL, INFRASTRUCTURE ENGINEERS  
& PROJECT MANAGERS  
17/18 WILSON STREET, WILSON  
PARRAMATTA NSW 2150  
TEL: (02) 9639 1000  
WWW.JWPRINCE.COM.AU

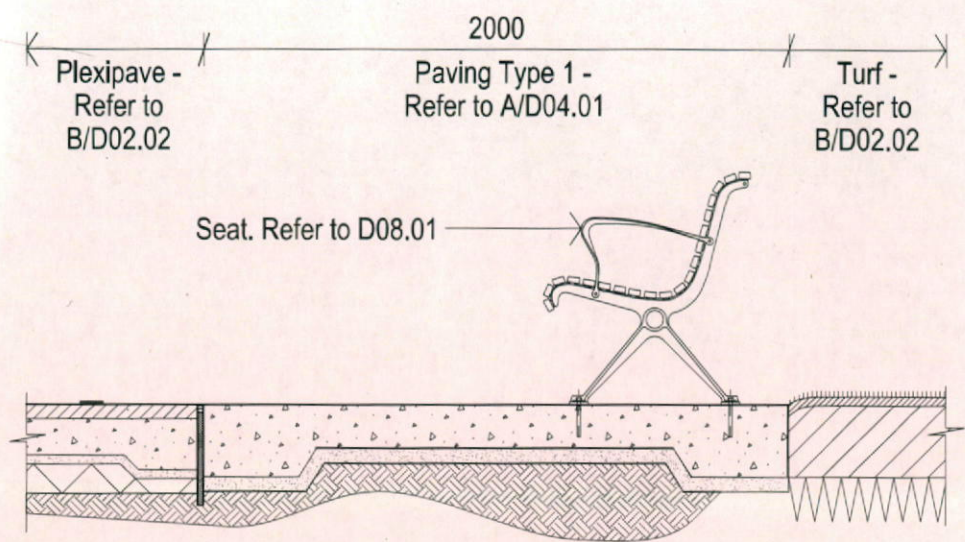
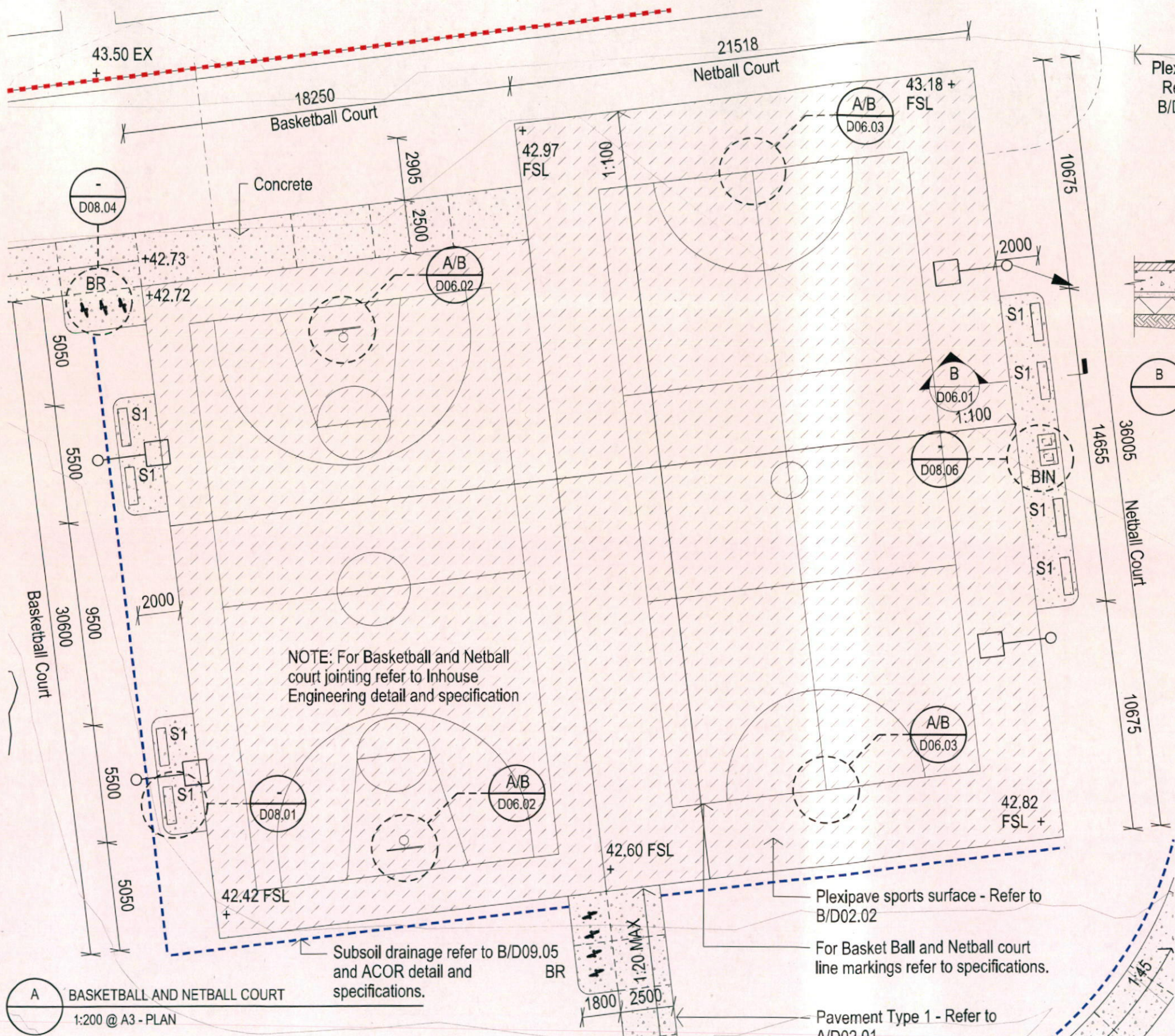


**HARON ROBSON**  
REGISTERED ARCHITECT

NO SCALING OF DRAWINGS  
CONFORMATION OF ALL SERVICES ON SITE

PROJECT JORDAN SPRINGS VILLAGE OVAL	CLIENT LEND LEASE	DRAWN JW/GM	SCALE 1:50 @ A3
DRAWING TITLE ADIZONE AND AMMENITIES - SHEET 6 OF 6	DRAWING NUMBER JOR-0003D05.06	DATE 01	





**B SEATING BESIDE COURTS**  
1:25 @ A3 - SECTION

**A BASKETBALL AND NETBALL COURT**  
1:200 @ A3 - PLAN

Note:  
This document is Preliminary unless Validated.

ISSUE	STATUS	DATE	REVIEW	VERIFY	VALIDATE
01	CONSTRUCTION CERTIFICATE	17.10.14	JW	MW	ED

CLIENT  
**LEND LEASE**  
  
LEVEL 3, PHILIP STREET  
NSW 2150 PO BOX 4, PARRAMATTA NSW  
EMAIL: @lendlease.com.au  
FACSIMILE (02) 9673 9888  
TELEPHONE (02) 9673 8814



LEAD CONSULTANT  
**CLOUSTON Associates**  
LANDSCAPE ARCHITECTS  
  
LEVEL 2, 17 BRIDGE STREET  
SYDNEY NSW 2000  
EMAIL: sydney@clouston.com.au  
FACSIMILE (02) 9272 4996  
TELEPHONE (02) 9272 4989



SUB-CONSULTANTS  
**J. WYNDHAM PRINCE**  
CONSULTING CORP. INFRASTRUCTURE ENGINEERS  
& PROJECT MANAGERS  
  
**Ac OR**  
CONSULTANTS  
  
**mbm**  
CONSULTANTS



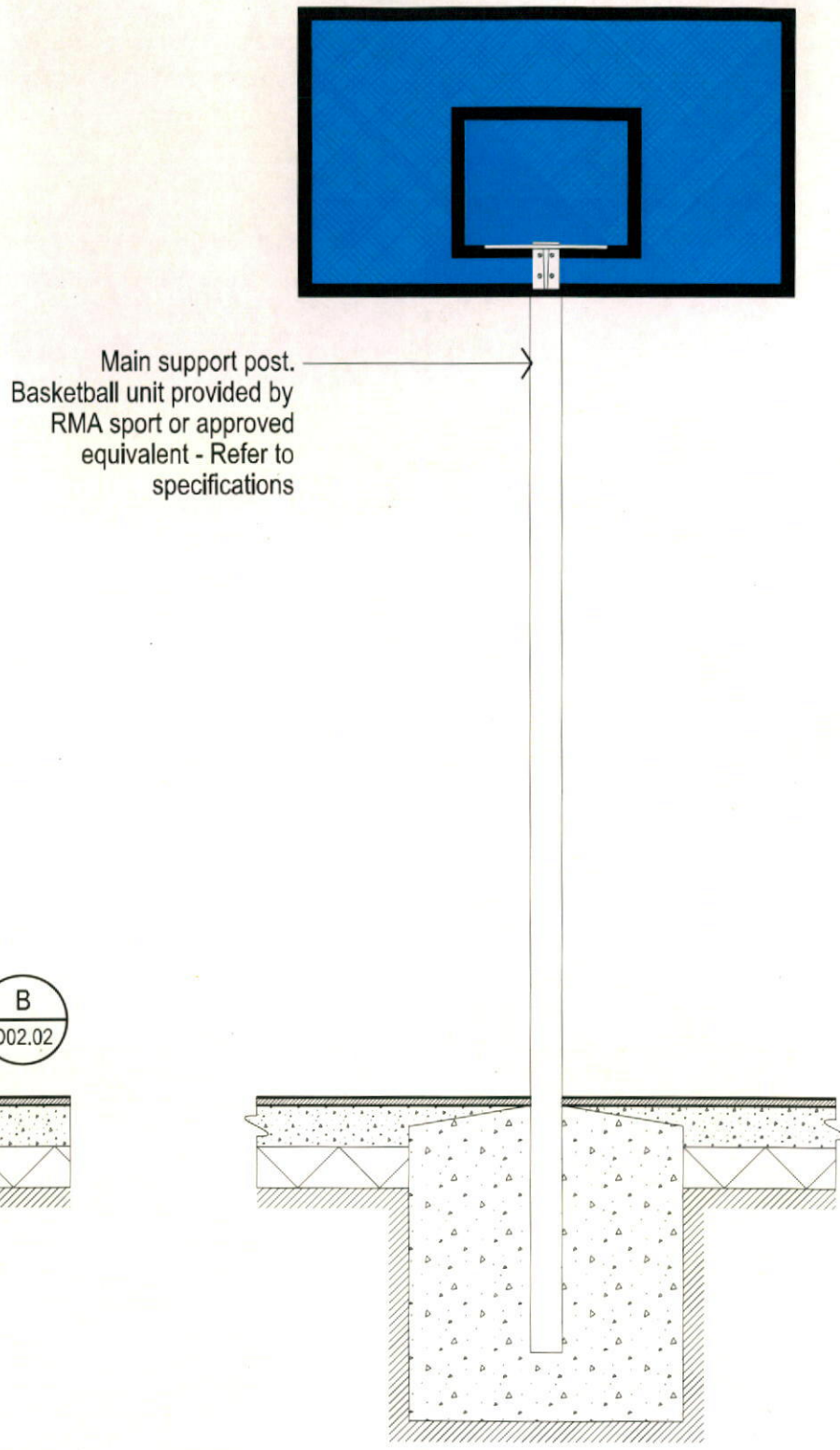
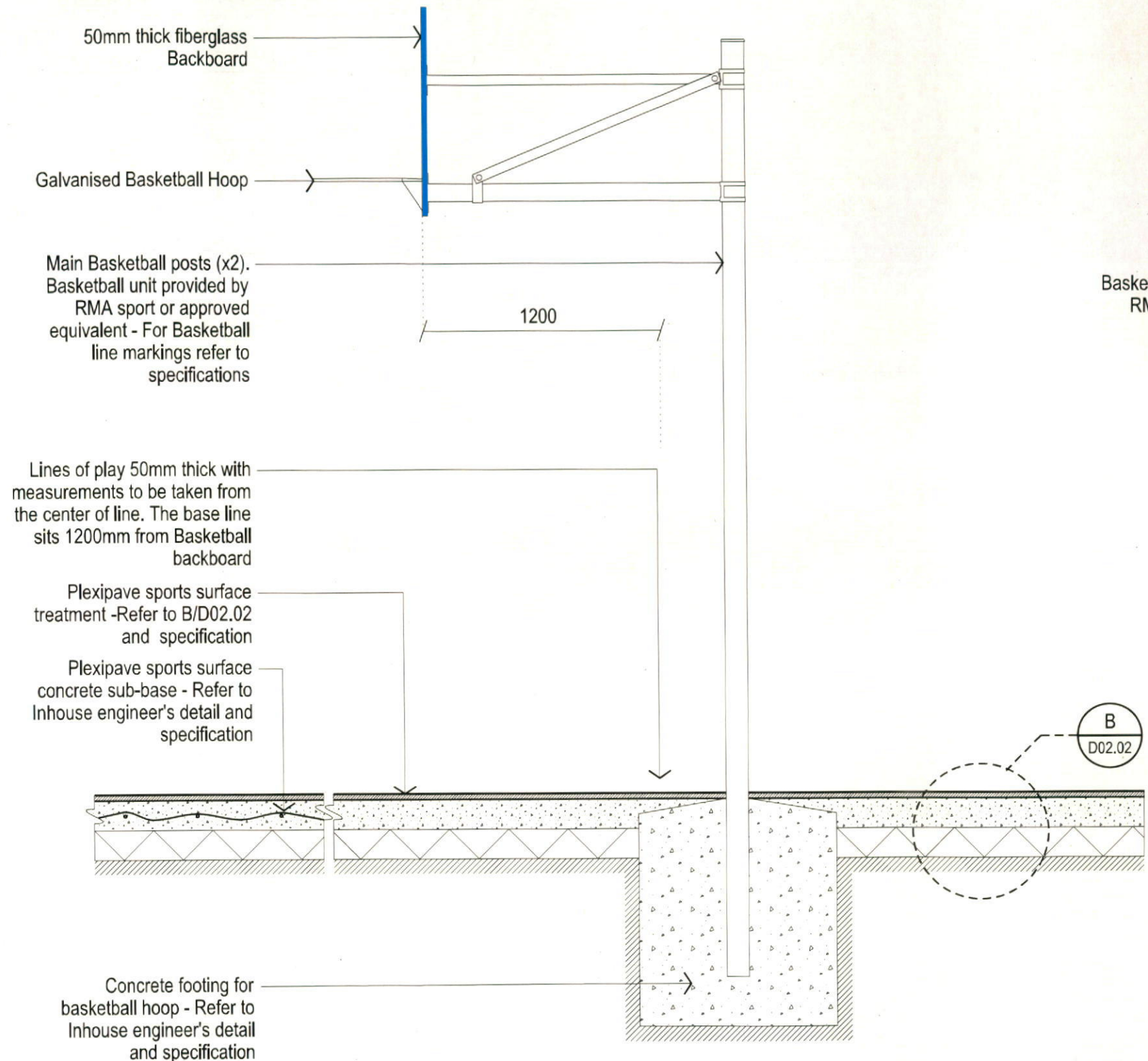
NO SCALING OF DRAWINGS  
CONFORMATION OF ALL SERVICES ON SITE

PROJECT: JORDAN SPRINGS  
**VILLAGE OVAL**

DRAWING TITLE:  
**BASKETBALL AND NETBALL COURT - SHEET 1 OF 3**

CLIENT <b>LEND LEASE</b>	DRAWN <b>JW/GM</b>	SCALE <b>AS SHOWN</b>
DRAWING NUMBER <b>JOR-0003D06.01</b>	ISSUE <b>01</b>	





**A** BASKETBALL HOOP  
1:25 @ A3 - SECTION

**B** BASKETBALL HOOP  
1:25 @ A3 - SECTION

Note:  
This document is Preliminary unless Validated.

ISSUE	STATUS	DATE	REVIEW	VERIFY	VALIDATE
01	CONSTRUCTION CERTIFICATE	17.15.14	JW	MW	ED

CLIENT  
**LEND LEASE**  
  
LEVEL 3, PHILLIP STREET  
NSW 2150 PO BOX 4, PARRAMATTA NSW  
EMAIL: @lendlease.com.au  
FACSIMILE (02) 9673 8986  
TELEPHONE (02) 9673 8814



LEAD CONSULTANT  
**CLOUSTON Associates**  
LANDSCAPE ARCHITECTS  
  
LEVEL 2, 17 BRIDGE STREET  
SYDNEY NSW 2000  
EMAIL: sydney@clouston.com.au  
FACSIMILE (02) 9272 4996  
TELEPHONE (02) 9272 4989

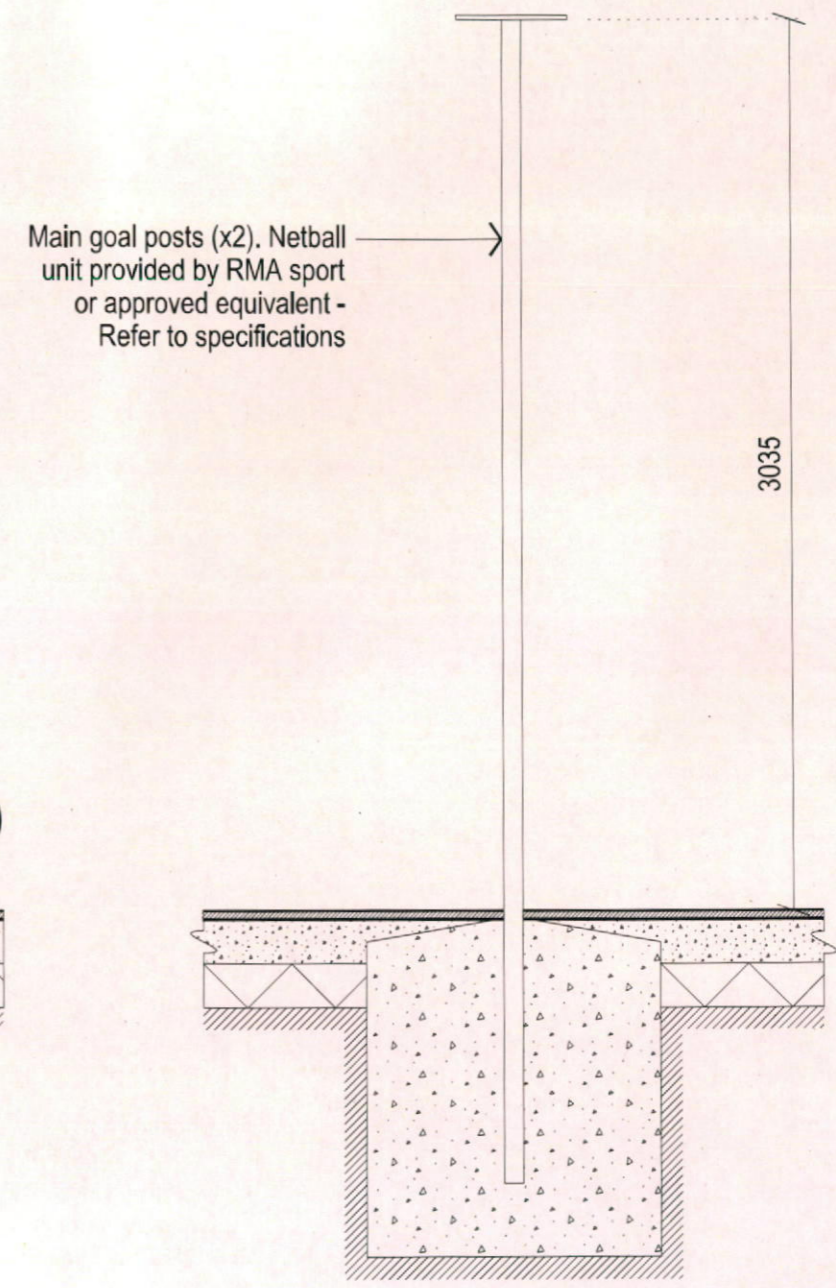
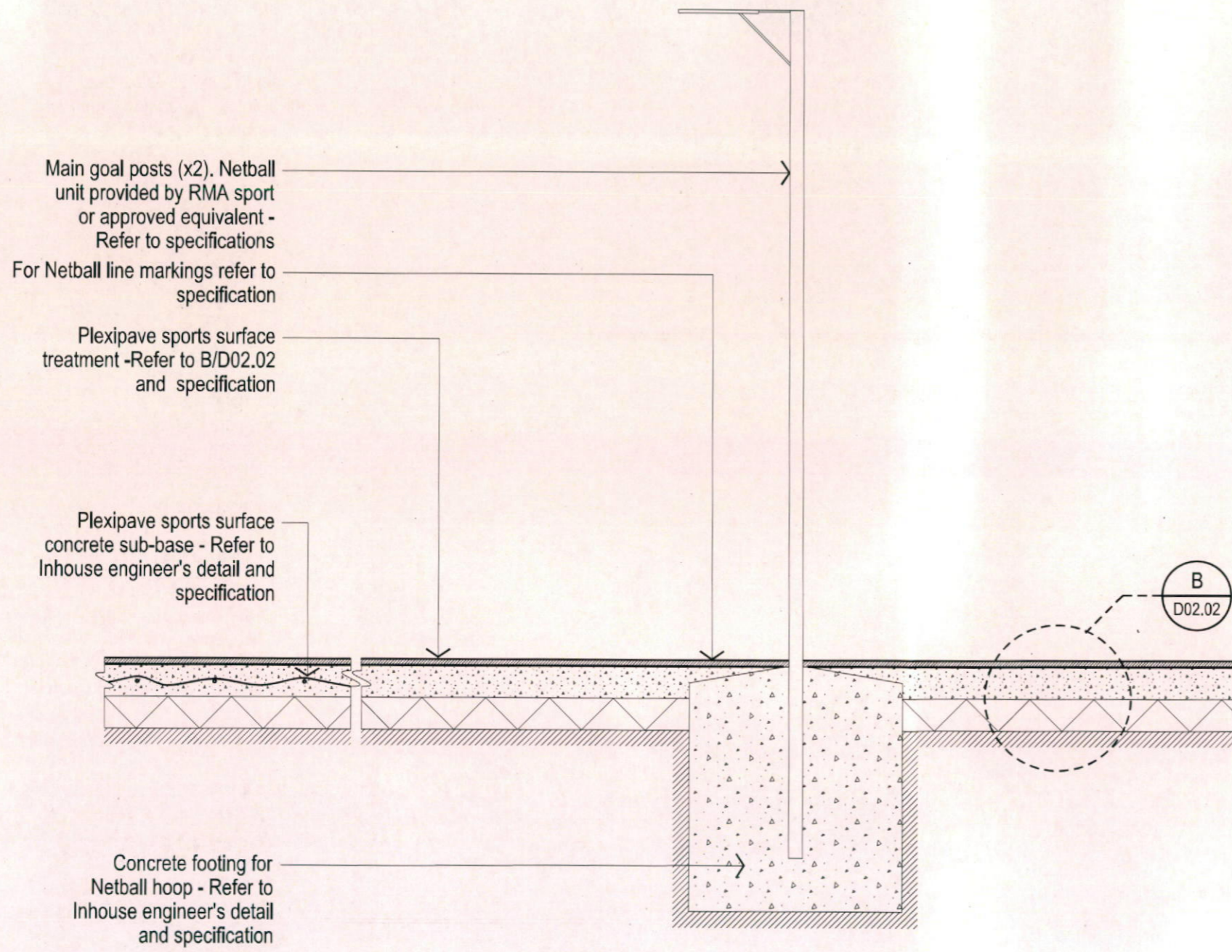


SUB-CONSULTANTS  
**J. WYNDHAM PRINCE**  
CONSULTING ENGINEERS & PROJECT MANAGERS  
P.O. BOX 10000, SYDNEY NSW 1587  
WWW.JWP.COM.AU  
**ACOR** CONSULTANTS  
**mbm**  
**HARON ROBSON**  
REGISTERED ENGINEERS & ARCHITECTS

NO SCALING OF DRAWINGS  
CONFORMATION OF ALL SERVICES ON SITE  
PROJECT JORDAN SPRINGS  
VILLAGE OVAL  
DRAWING TITLE  
BASKETBALL AND NETBALL COURT - SHEET 2 OF 3

CLIENT <b>LEND LEASE</b>	DRAWN <b>JW/GM</b>	SCALE <b>1:25@A3</b>
DRAWING NUMBER <b>JOR-0003D06.02</b>	ISSUE <b>01</b>	





**A** NETBALL HOOP  
1:25 @ A3 - SECTION

**B** NETBALL HOOP  
1:25 @ A3 - SECTION

Note:  
This document is Preliminary unless Validated.

ISSUE	STATUS	DATE	REVIEW	VERIFY	VALIDATE
01	CONSTRUCTION CERTIFICATE	17.10.14	JW	MW	ED

CLIENT  
**LEND LEASE**  
  
LEVEL 3, PHILLIP STREET  
NSW 2150 PO BOX 4, PARRAMATTA NSW  
EMAIL: @lendlease.com.au  
FACSIMILE (02) 9673 8888  
TELEPHONE (02) 9673 8814



LEAD CONSULTANT  
**CLOUSTON Associates**  
LANDSCAPE ARCHITECTS  
  
LEVEL 2, 17 BRIDGE STREET  
SYDNEY NSW 2000  
EMAIL: sydney@clouston.com.au  
FACSIMILE (02) 8272 4996  
TELEPHONE (02) 8272 4969

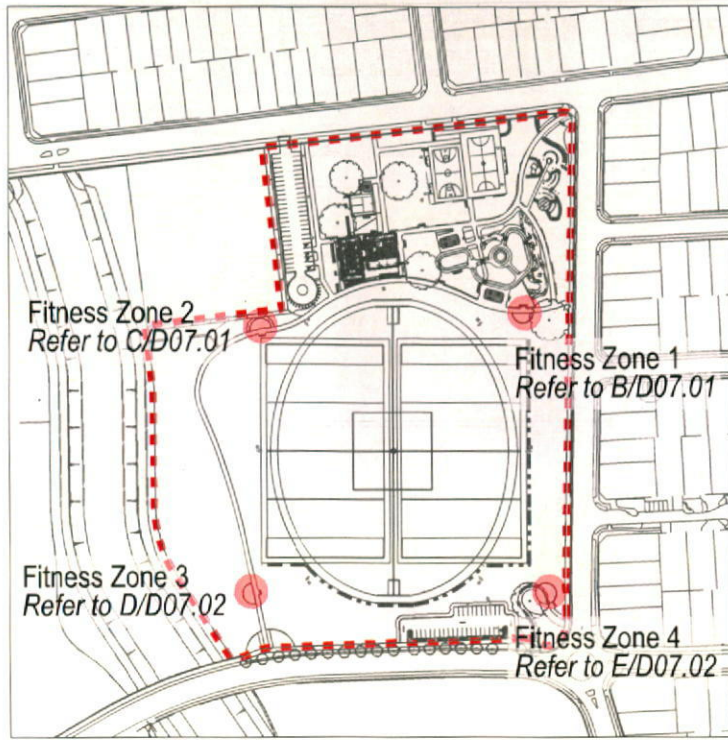


SUB-CONSULTANTS  
**J. WYNDHAM PRINCE**  
CONSULTING CIVIL, INFRASTRUCTURE ENGINEERS  
& PROJECT MANAGERS  
  
**Ac or** CONSULTANTS  
**mbm**  
  
**HARON ROBSON**  
SYDNEY OFFICE: 02 9550 3000

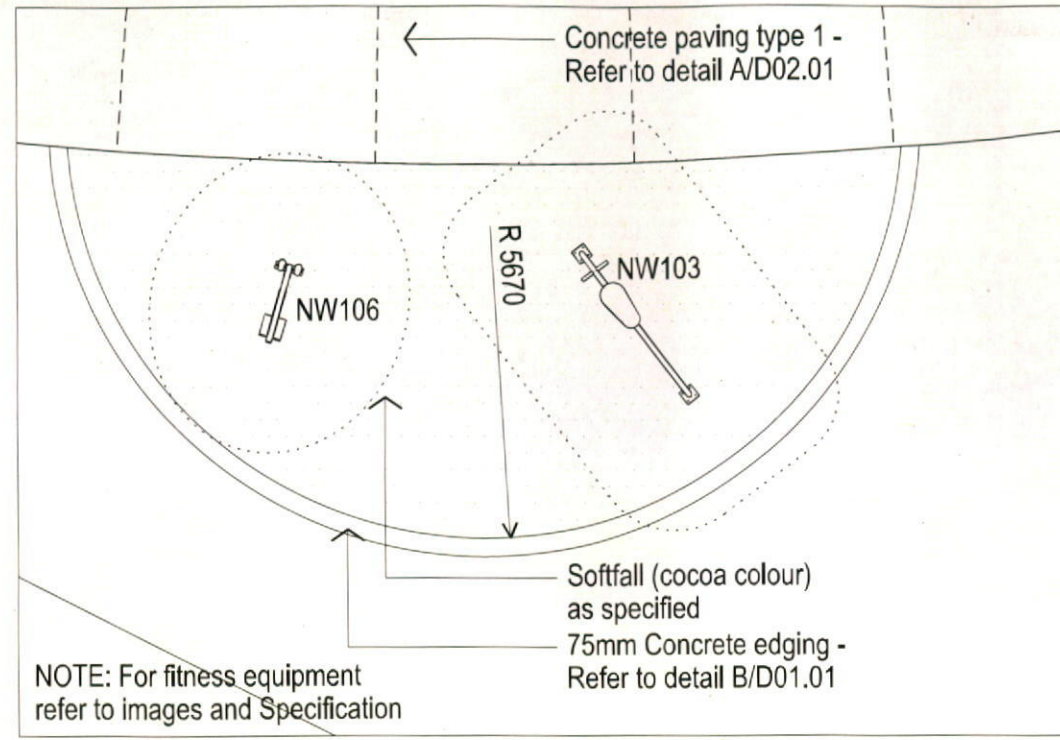
NO SCALING OF DRAWINGS  
CONFORMANCE OF ALL SERVICES ON SITE

PROJECT JORDAN SPRINGS VILLAGE OVAL	CLIENT LEND LEASE	DRAWN JW/GM	SCALE 1:25@A3
DRAWING TITLE BASKETBALL AND NETBALL COURT - SHEET 3 OF 3	DRAWING NUMBER JOR-0003D06.03	ISSUE 01	

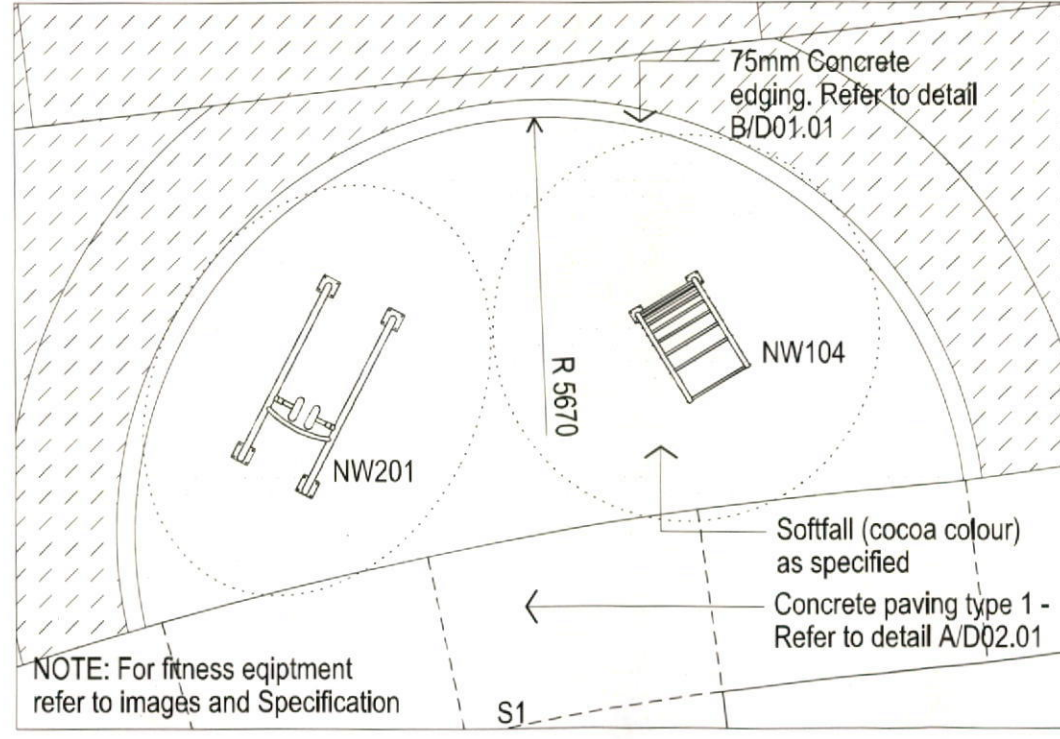




**A** FITNESS STATION KEYPLAN  
1:4000 @ A3 - PLAN



**B** FITNESS ZONE 1  
1:100 @ A3 - PLAN



**C** FITNESS ZONE 2  
1:100 @ A3 - PLAN

LEG - STRENGTH TRAINING (NW106)



CHEST - STRENGTH (NW103)



AIR WALKER - WARM UP/CARDIO (NW201)



CHEST - STRENGTH TRAINING (NW104)



Note:  
This document is Preliminary unless Validated.

ISSUE	STATUS	DATE	REVIEW	VERIFY	VALIDATE
01	CONSTRUCTION CERTIFICATE	17.10.14	JV	MV	ED

CLIENT  
**LEND LEASE**  
  
LEVEL 3, PHILLIP STREET  
NSW 2150 PO BOX 4, PARRAMATTA NSW  
EMAIL: @lendlease.com.au  
FACSIMILE (02) 9673 8888  
TELEPHONE (02) 9673 8814



LEAD CONSULTANT  
**CLOUSTON Associates**  
LANDSCAPE ARCHITECTS  
  
LEVEL 2, 17 BRIDGE STREET  
SYDNEY NSW 2000  
EMAIL: sydney@clouston.com.au  
FACSIMILE (02) 9272 4998  
TELEPHONE (02) 9272 4889



SUB-CONSULTANTS  
**J. WYNDHAM PRINCE**  
CONSULTING ENGINEERS  
STRUCTURAL ENGINEERS  
PROJECT MANAGERS  
10/100 WYNDHAM STREET  
SYDNEY NSW 2000  
TEL: (02) 9272 4998  
WWW.WYNDHAMPRINCE.COM.AU

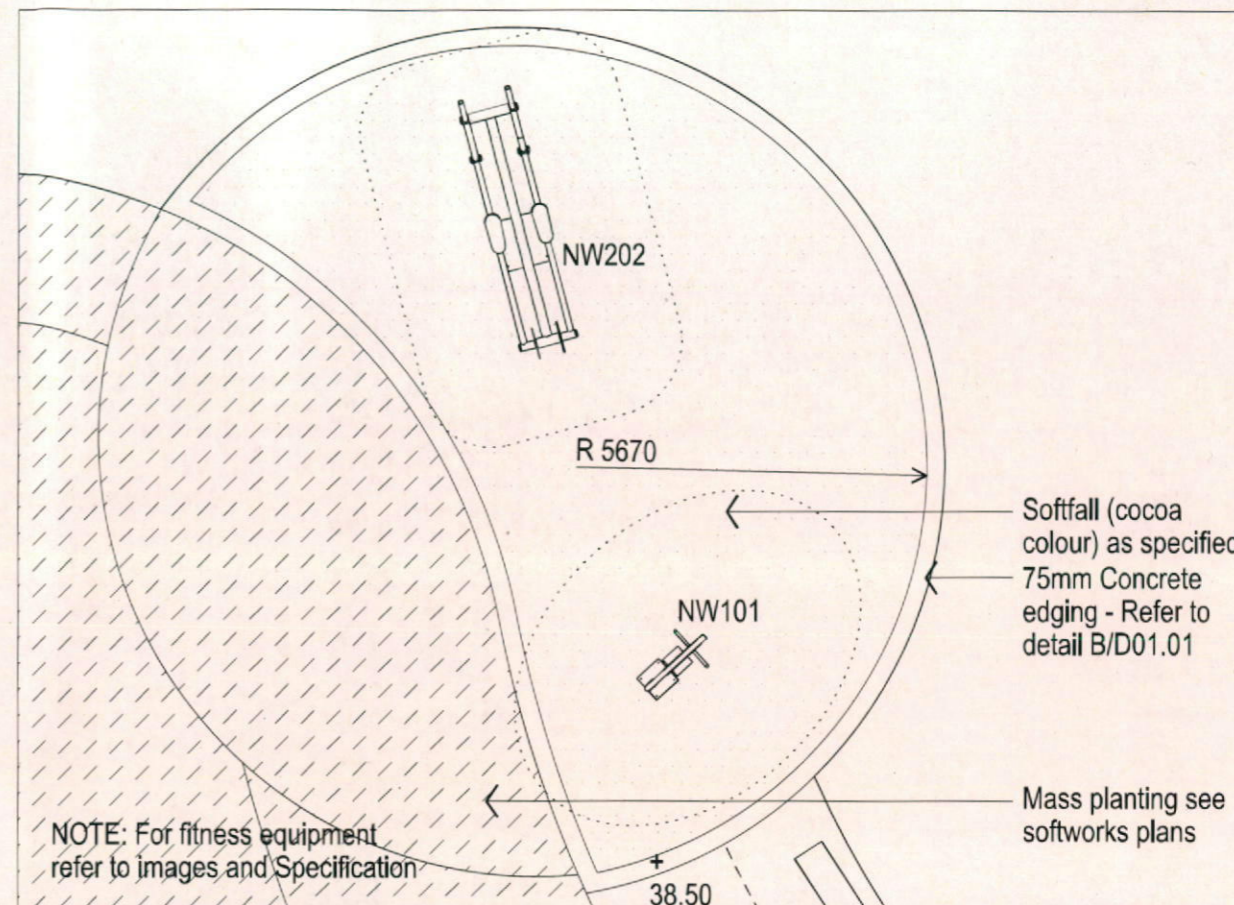
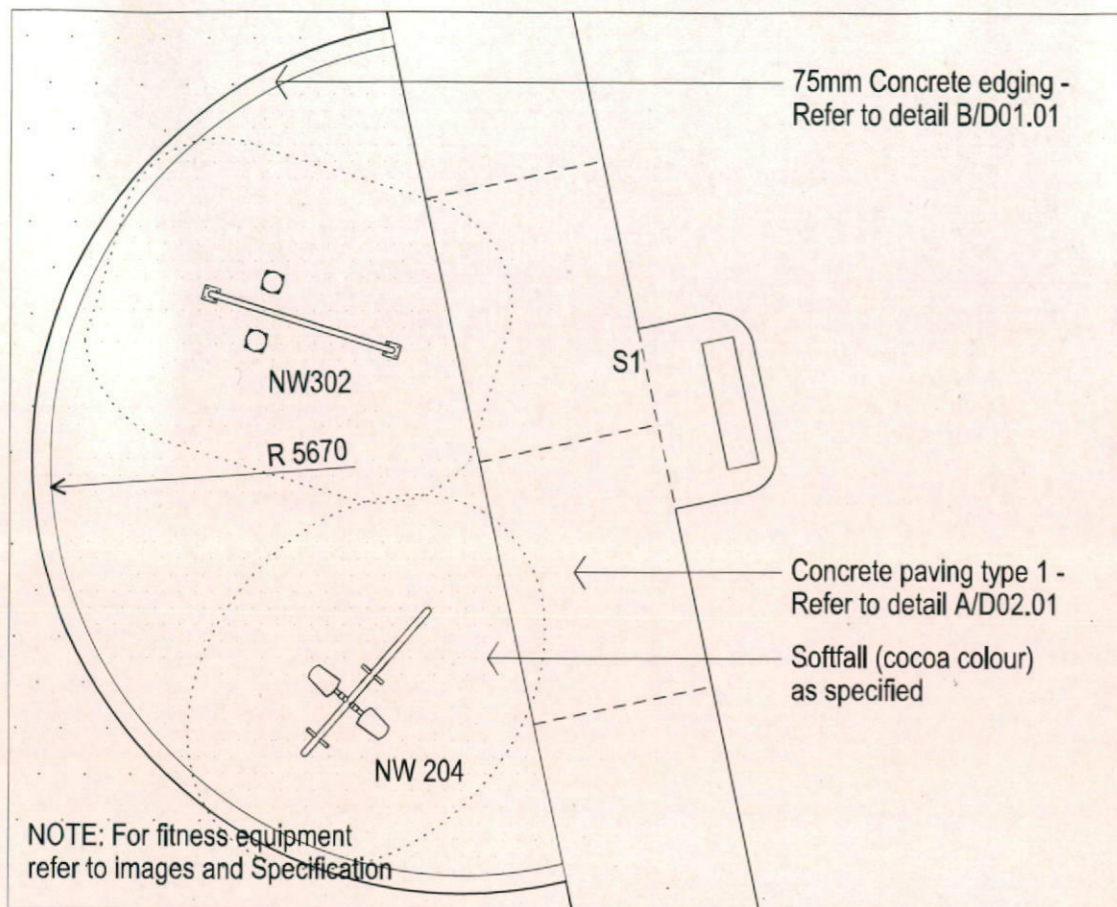


NO SCALING OF DRAWINGS  
CONFORMATION OF ALL SERVICES ON SITE

PROJECT: JORDAN SPRINGS  
VILLAGE OVAL  
DRAWING TITLE:  
FITNESS STATION - SHEET 1 OF 2

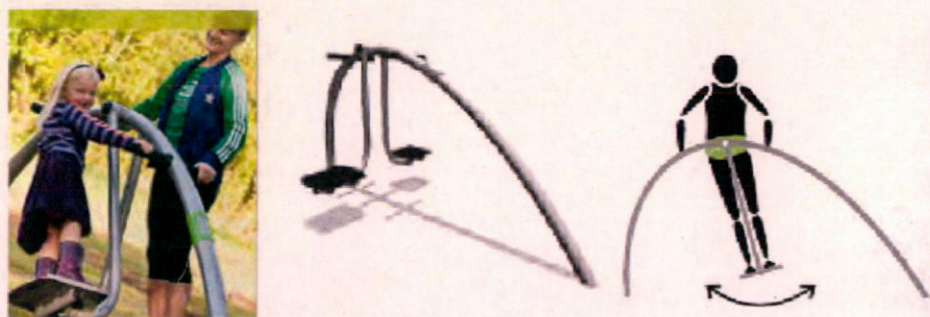
CLIENT LEND LEASE	DRAWN JW/GM	SCALE AS SHOWN
DRAWING NUMBER JOR-0003D07.01	ISSUE 01	






**D** FITNESS ZONE 3 - BALANCE/OUTDOORS  
1:100 @ A3 - PLAN

HIP - STRENGTH TRAINING (NW204)



SPRINGER - COOLING DOWN (NW302)

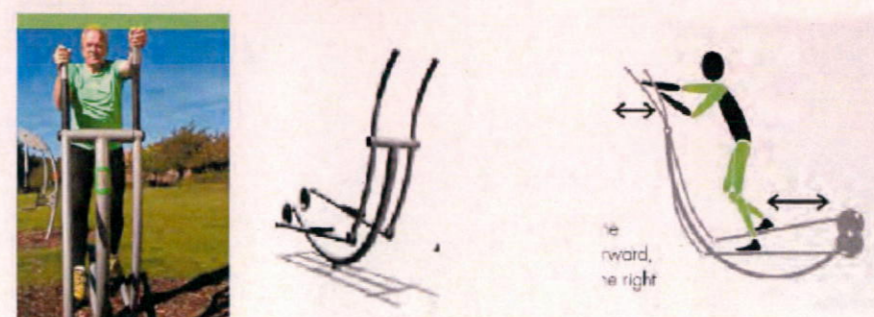


**E** FITNESS ZONE 4 - WALKER/CARDIO  
1:100 @ A3 - PLAN

CHEST - STRENGTH (NW101)



CROSS - WARM UP/CARDIO (NW202)



Note:  
This document is Preliminary unless Validated.

ISSUE	STATUS	DATE	REVIEW	VERIFY	VALIDATE
01	CONSTRUCTION CERTIFICATE	17.15.14	JW	MW	ED

CLIENT  
**LEND LEASE**  
LEVEL 3, PHILLIP STREET  
NSW 2150 PO BOX 4, PARRAMATTA NSW  
EMAIL: @lendlease.com.au  
FACSIMILE (02) 9673 8888  
TELEPHONE (02) 9673 8814



LEAD CONSULTANT  
**CLOUSTON Associates**  
LANDSCAPE ARCHITECTS  
LEVEL 2, 17 BRIDGE STREET  
SYDNEY NSW 2000  
EMAIL: sydney@clouston.com.au  
FACSIMILE (02) 8272 4996  
TELEPHONE (02) 8272 4969



SUB-CONSULTANTS  
**J. WYNDHAM PRINCE**  
CONSULTING CIVIL, INFRASTRUCTURE ENGINEERS  
& PROJECT MANAGERS  
**ACOR** **mbm**  
**HARON ROBSON**  
CONSULTANTS

PROJECT JORDAN SPRINGS  
**VILLAGE OVAL**  
DRAWING TITLE  
**FITNESS STATION - SHEET 2 OF 2**

CLIENT JORDAN SPRINGS  
**LEND LEASE**  
DRAWING NUMBER  
JOR-0003D07.02

DESIGNER  
JW/GM

SCALE  
1:100@A3

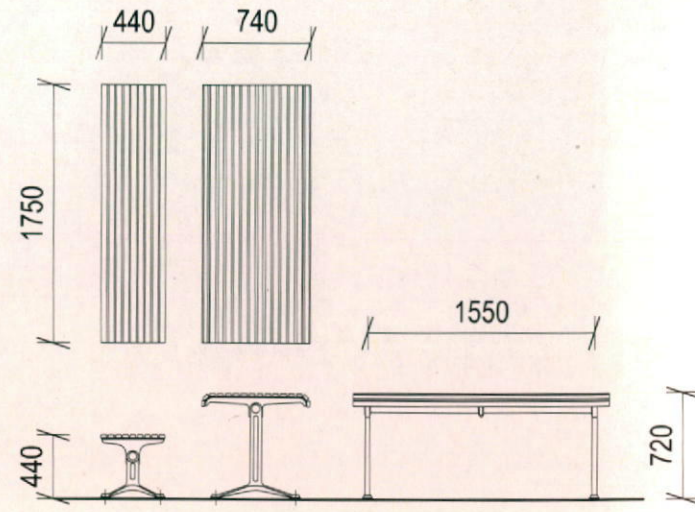
EDUCATION  
01

NO SCALING OF DRAWINGS  
CONFORMANCE OF ALL SERVICES ON SITE










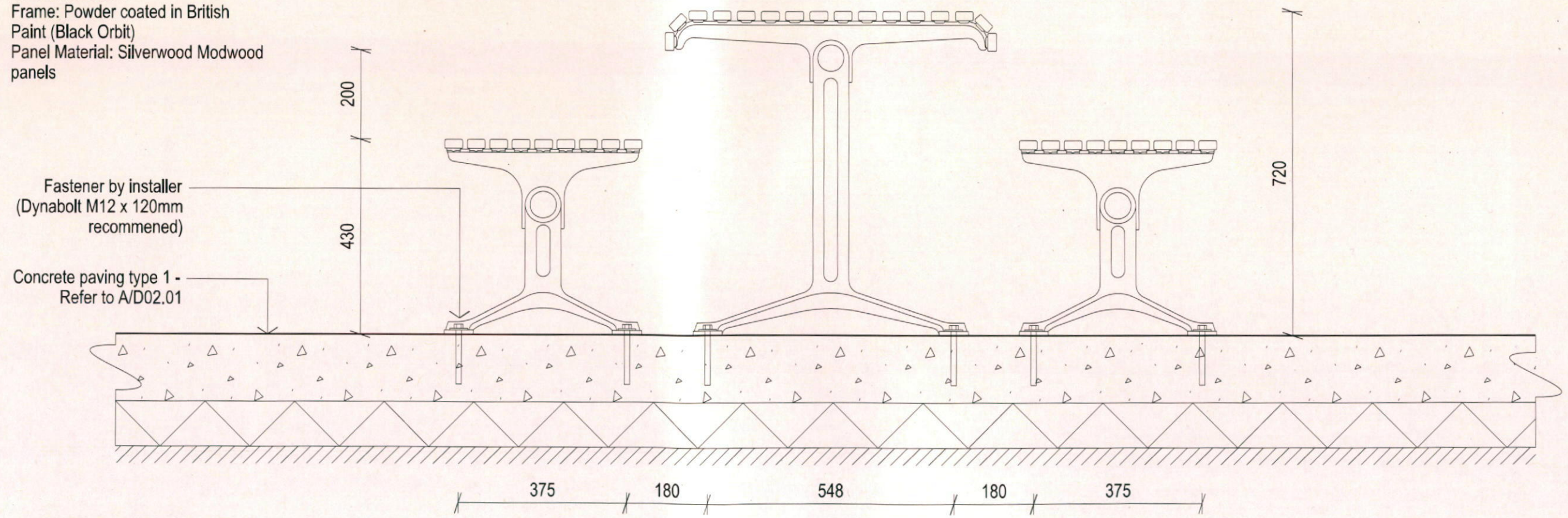
**A** TABLE AND BENCHES  
1:50 @ A3 - PLAN



**C** TABLE AND BENCHES  
IMAGE



NOTE: Materials:  
Frame: Powder coated in British  
Paint (Black Orbit)  
Panel Material: Silverwood Modwood  
panels



**A** TABLE AND BENCHES  
1:10 @ A3 - ELEVATION

Note:  
This document is Preliminary unless Validated.

REV	DATE	REVISION	BY	CHECKED	VALIDATE
01	17.10.14	JW	MW	ED	

CLIENT  
**LEND LEASE**  
LEVEL 3, PHILLIP STREET  
NSW 2150 PO BOX 4, PARRAMATTA NSW  
EMAIL: @lendlease.com.au  
FACSIMILE (02) 9673 8888  
TELEPHONE (02) 9673 8814



LEAD CONSULTANT  
**CLOUSTON Associates**  
LANDSCAPE ARCHITECTS  
LEVEL 2, 17 BRIDGE STREET  
SYDNEY NSW 2000  
EMAIL: sydney@clouston.com.au  
FACSIMILE (02) 8272 4996  
TELEPHONE (02) 8272 4969



SUB-CONSULTANTS  
**J. WYNHAM PRINCE**  
CONSULTING CIVIL, INFRASTRUCTURE ENGINEERS  
& PROJECT MANAGERS  
17000 WILSON ROAD, WILSON PROMENADE  
WILSON PROMENADE, WILSON PROMENADE  
WILSON PROMENADE, WILSON PROMENADE  
WILSON PROMENADE, WILSON PROMENADE




CONSULTANTS  
**HARON ROBSON**  
REGISTERED ENGINEERS  
10/100 WILSON ROAD, WILSON PROMENADE  
WILSON PROMENADE, WILSON PROMENADE  
WILSON PROMENADE, WILSON PROMENADE

NO SCALING OF DRAWINGS  
CONFORMATION OF ALL SERVICES ON SITE

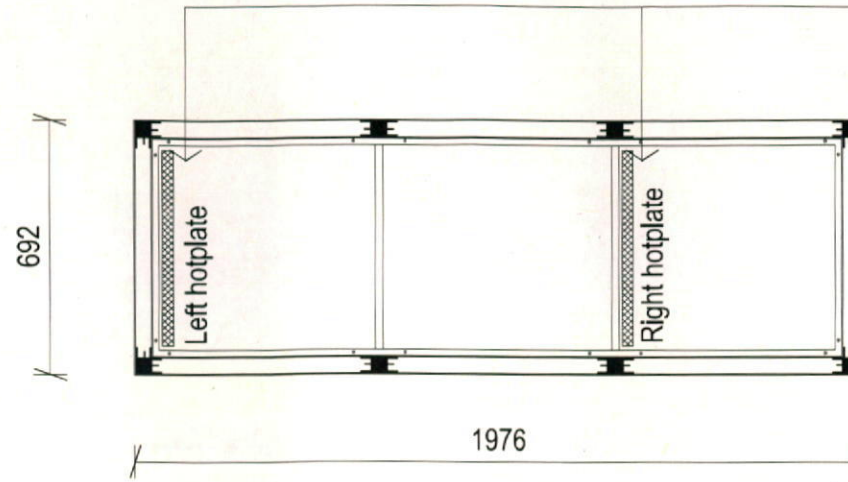
PROJECT JORDAN SPRINGS  
VILLAGE OVAL  
DRAWING TITLE  
FURNITURE - PICNIC SETTINGS WITH BENCHES

CLIENT LEND LEASE	DRAWN JW/GM	SCALE 1:20@A3
DRAWING NUMBER JOR-0003D08.02	ISSUE 01	

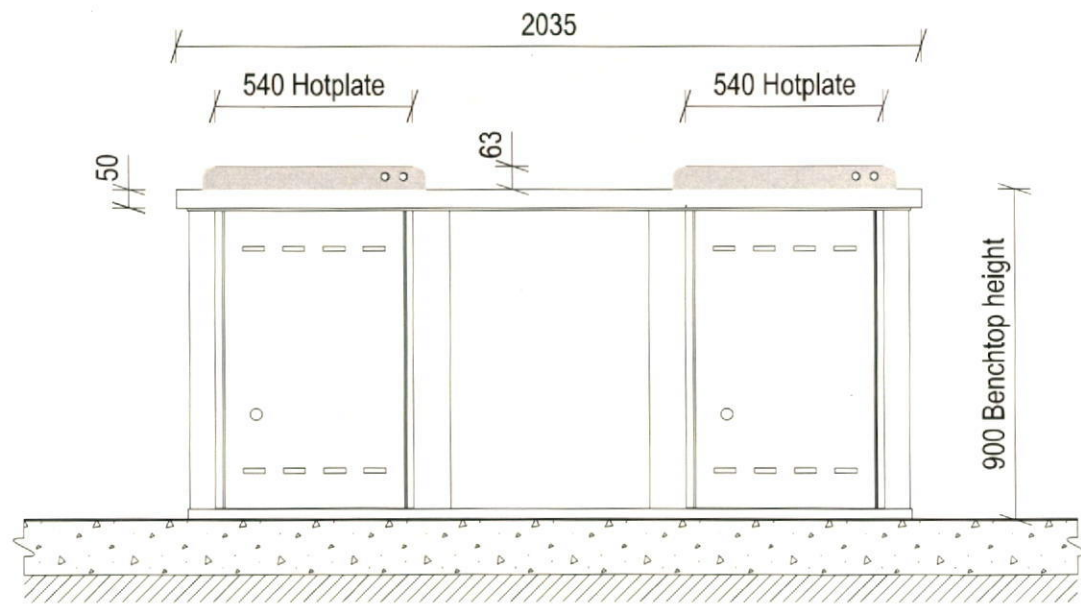




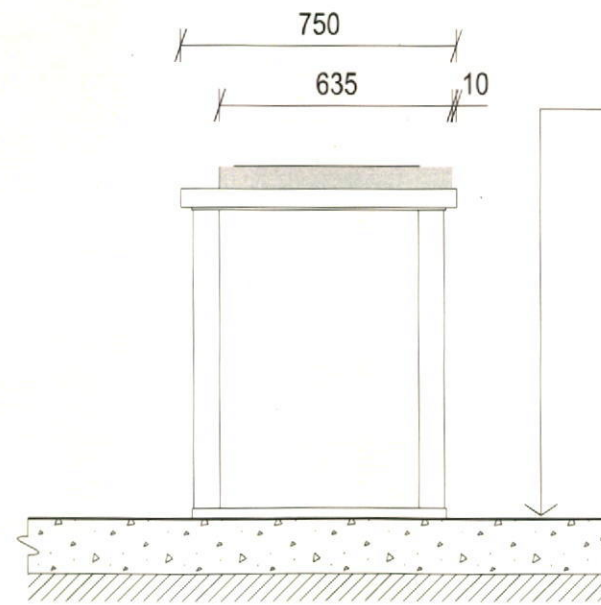
A BBQ MODULE - TRIPLE BENCH  
1:20 @ A3 - PLAN



C BBQ MODULE - TRIPLE BENCH  
1:20 @ A3 - PLAN



B BBQ MODULE - TRIPLE BENCH  
1:20 @ A3 - ELEVATION



D BBQ MODULE - TRIPLE BENCH  
1:20 @ A3 - ELEVATION

Concrete paving type 1 - Refer to A/D02.01



E BBQ MODULE - TRIPLE BENCH  
IMAGE

Note:  
This document is Preliminary unless Validated.

ISSUE	STATUS	DATE	REVIEW	VERIFY	VALIDATE
01	CONSTRUCTION CERTIFICATE	17.10.14	JW	MW	ED

CLIENT  
**LEND LEASE**  
  
LEVEL 3, PHELIP STREET  
NSW 2150 PO BOX 4, PARRAMATTA NSW  
EMAIL: [lendlease.com.au](mailto:lendlease.com.au)  
FACSIMILE (02) 9673 8888  
TELEPHONE (02) 9673 8814



LEAD CONSULTANT  
**CLOUSTON Associates**  
LANDSCAPE ARCHITECTS  
  
LEVEL 2, 17 BRIDGE STREET  
SYDNEY NSW 2000  
EMAIL: [sydney@clouston.com.au](mailto:sydney@clouston.com.au)  
FACSIMILE (02) 8272 4998  
TELEPHONE (02) 8272 4999

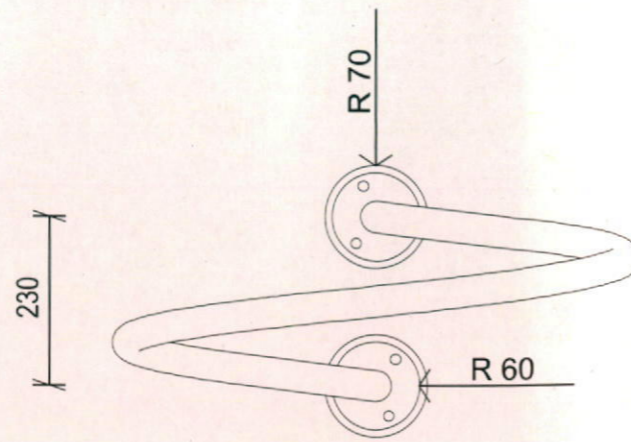


SUB-CONSULTANTS  
**J. WYNDHAM PRINCE**  
CONSULTING CIVIL INFRASTRUCTURE ENGINEERS  
& PROJECT MANAGERS  
PO BOX 408 PARRAMATTA NSW 2150  
PH: (02) 9673 8888  
WWW.WYNDHAMPRINCE.COM.AU  
**ACOR** **mbm**  
CONSULTANTS  
**HARON ROBSON**  
CONSULTANTS

NO SCALING OF DRAWINGS  
CONFORMATION OF ALL SERVICES ON SITE

PROJECT: JORDAN SPRINGS VILLAGE OVAL	CLIENT: LEND LEASE	DRAWN: JW/GM	SCALE: AS SHOWN
DRAWING TITLE: FURNITURE - BARBEQUE - CHRISTIE PARKSAFE TRIPLE	DRAWING NUMBER: JOR-0003D08.03	ISSUE: 01	

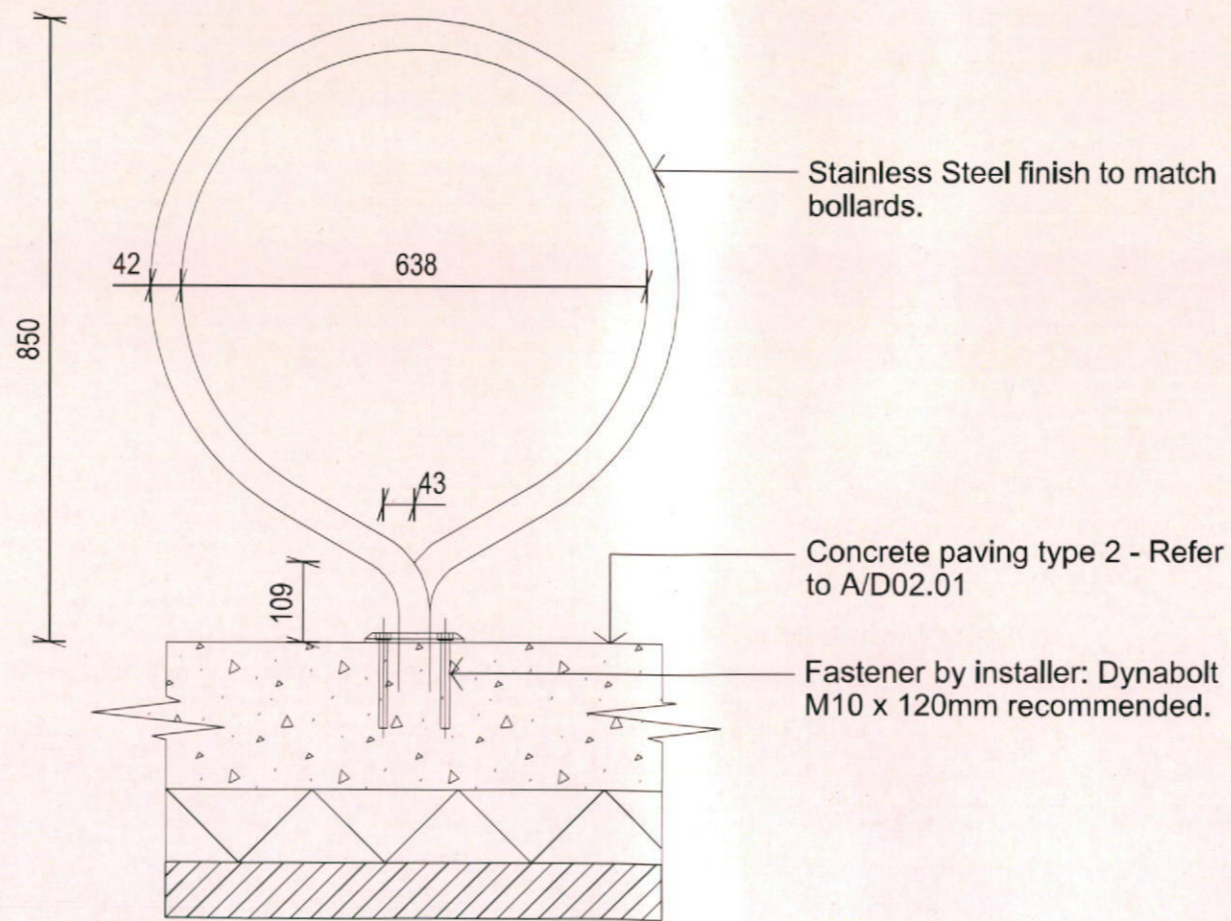




**A** SPIRAL BIKE STAND  
1:10 @ A3 - PLAN



**C** SPIRAL BIKE STAND  
IMAGE



**B** SPIRAL BIKE STAND  
1:10 @ A3 - SECTION

Note:  
This document is Preliminary unless Validated.

ISSUE	STATUS	DATE	REVIEW	VERIFY	VALIDATE
01	CONSTRUCTION CERTIFICATE	17.10.14	JW	MW	ED

CLIENT  
**LEND LEASE**  
LEVEL 3, PHILIP STREET  
NSW 2150 PO BOX 4, PARRAMATTA NSW  
EMAIL: @lendlease.com.au  
FACSIMILE (02) 9673 8888  
TELEPHONE (02) 9673 8814



LEAD CONSULTANT  
**CLOUSTON Associates**  
LANDSCAPE ARCHITECTS  
LEVEL 2, 17 BRIDGE STREET  
SYDNEY NSW 2000  
EMAIL: sydney@clouston.com.au  
FACSIMILE (02) 8272 4996  
TELEPHONE (02) 8272 4869



SUB-CONSULTANTS

**J. WYNDHAM PRINCE**  
CONSULTING CIVIL INFRASTRUCTURE ENGINEERS  
SYDNEY NSW 2000  
PROJECT MANAGERS  
NSW REGISTRATION NUMBER 1202  
REGISTERED CIVIL ENGINEER  
REGISTERED PROFESSIONAL ENGINEER



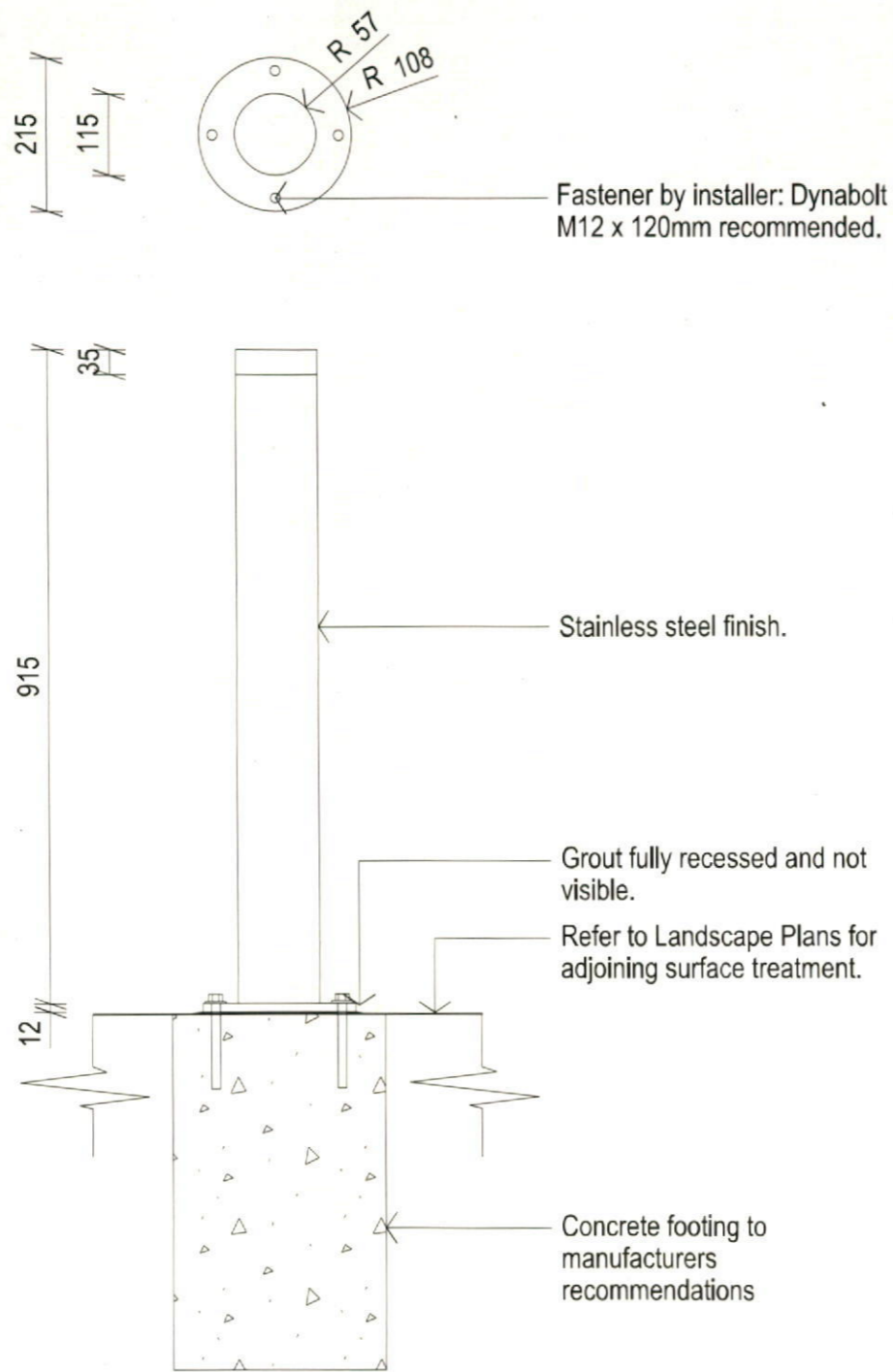
Reference Consulting Engineers Pty Ltd  
REGISTERED PROFESSIONAL ENGINEER  
REGISTERED CIVIL ENGINEER

**HARON ROBSON**  
REGISTERED CIVIL ENGINEER  
REGISTERED PROFESSIONAL ENGINEER

NO SCALING OF DRAWINGS  
CONFORMATION OF ALL SERVICES ON SITE

PROJECT JORDAN SPRINGS VILLAGE OVAL	CLIENT LEND LEASE	DRAWN JW/GM	SCALE 1:10@A3
DRAWING TITLE FURNITURE - SPIRAL BIKE STAND	DRAWING NUMBER JOR-0003D08.04	ISSUE 01	





B BOLLARD  
IMAGE

A BOLLARD  
1:10 @ A3 - PLAN AND SECTION

Note:  
This document is Preliminary unless Validated.

ISSUE	STATUS	DATE	REVIEW	VERIFY	VALIDATE
01	CONSTRUCTION CERTIFICATE	17.10.14	JW	MH	ED

CLIENT  
**LEND LEASE**  
LEVEL 3, PHILLIP STREET  
NSW 2150 PO BOX 4, PARRAMATTA NSW  
EMAIL: @lendlease.com.au  
FACSIMILE (02) 9673 8888  
TELEPHONE (02) 9673 8814



LEAD CONSULTANT  
**CLOUSTON Associates**  
LANDSCAPE ARCHITECTS  
LEVEL 2, 17 BRIDGE STREET  
SYDNEY NSW 2000  
EMAIL: sydney@clouston.com.au  
FACSIMILE (02) 9272 4998  
TELEPHONE (02) 9272 4889

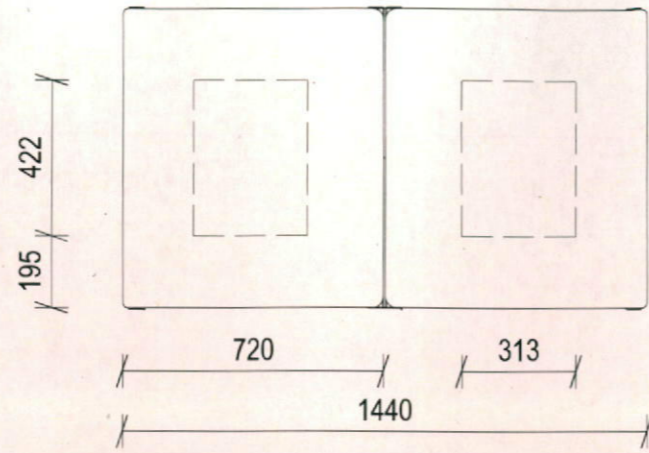


SUB-CONSULTANTS  
**J. WYNDHAM PRINCE**  
CONSULTING CIVIL, INFRASTRUCTURE ENGINEERS  
& PROJECT MANAGERS  
**ACOR** **mbm**  
CONSULTANTS  
**HARON ROBSON**  
REGISTERED ENGINEERING CONSULTANTS

NO SCALING OF DRAWINGS  
CONFORMANCE OF ALL SERVICES ON SITE  
PROJECT: JORDAN SPRINGS  
VILLAGE OVAL  
DRAWING TITLE:  
FURNITURE - BOLLARDS - SFA B5F

CLIENT <b>LEND LEASE</b>	DRAWN <b>JW/GM</b>	SCALE <b>1:10@A3</b>
DRAWING NUMBER <b>JOR-0003D08.05</b>	ISSUE <b>01</b>	





A DUAL 120L BINS  
1:20 @ A3 - PLAN

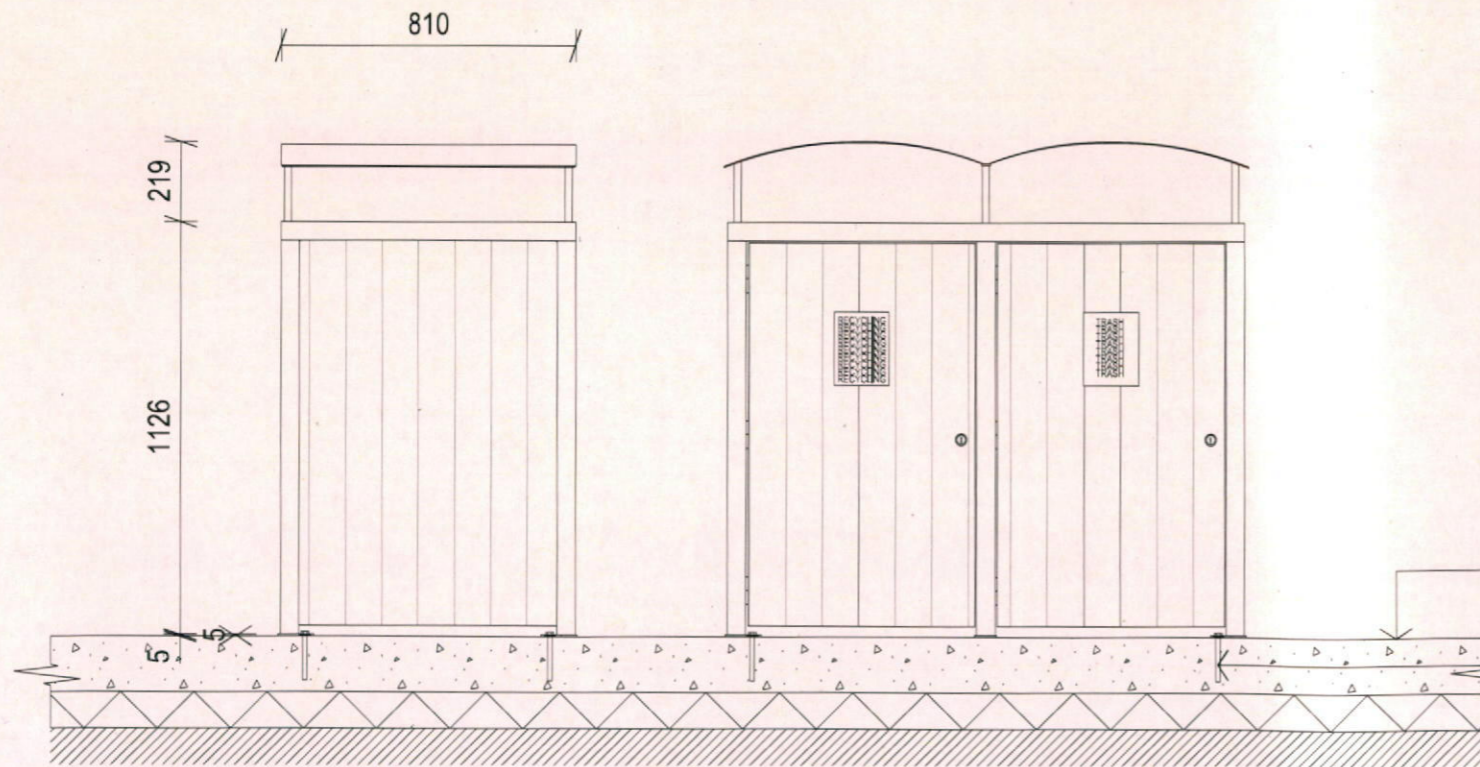
Materials:  
Roof and frame: Powder coated in British Paint (Black Orbit)  
Panel Material: Silverwood Modwood panels (Vertical or horizontal batters).

Penrith City Council recycling signs to replace standard signs.

- Note:
- Recycling option provided.
  - To enclose wheeled bins.
  - Provides protection from scavenging wildlife.
  - Provide protection from the elements.



D DUAL 120L BINS  
IMAGE



Concrete paving type 1 - Refer to A/D02.01

Fastener by installer.  
(Dynabolt M12 x 120mm recommended)

B DUAL 120L BINS  
1:20 @ A3 - ELEVATION

C DUAL 120L BINS  
1:20 @ A3 - ELEVATION

Note:  
This document is Preliminary unless Validated.

ISSUE	STATUS	DATE	REVIEW	VERIFY	VALIDATE
01	CONSTRUCTION CERTIFICATE	17.10.14	JW	MW	ED

CLIENT  
**LEND LEASE**  
  
LEVEL 3, PHILLIP STREET  
NSW 2150 PO BOX 4, PARRAMATTA NSW  
EMAIL: @lendlease.com.au  
FACSIMILE (02) 9673 9886  
TELEPHONE (02) 9673 8814



LEAD CONSULTANT  
**CLOUSTON Associates**  
LANDSCAPE ARCHITECTS  
  
LEVEL 2, 17 BRIDGE STREET  
SYDNEY NSW 2000  
EMAIL: sydney@clouston.com.au  
FACSIMILE (02) 8272 4986  
TELEPHONE (02) 8272 4989



SUB-CONSULTANTS  
**J. WYNDHAM PRINCE**  
CONSULTING CIVIL, INFRASTRUCTURE ENGINEERS  
& PROJECT MANAGERS  
WATER AND WASTEWATER TREATMENT PLANTS  
& WASTEWATER TREATMENT PLANTS  
& WASTEWATER TREATMENT PLANTS



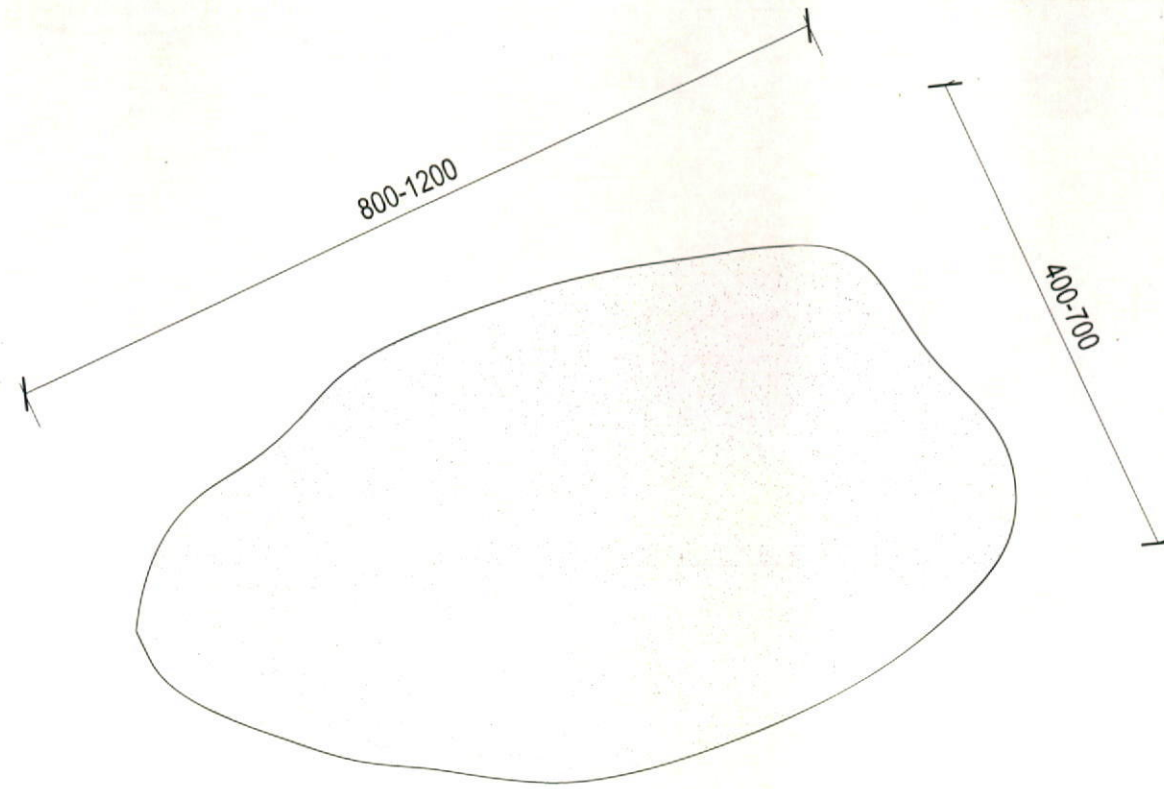
PROJECT JORDAN SPRINGS  
VILLAGE OVAL  
  
DRAWING TITLE  
FURNITURE - DUAL 120L BINS - SFA WBE-F240

CLIENT  
LEND LEASE  
  
DRAWING NUMBER  
JOR-0003D08.06

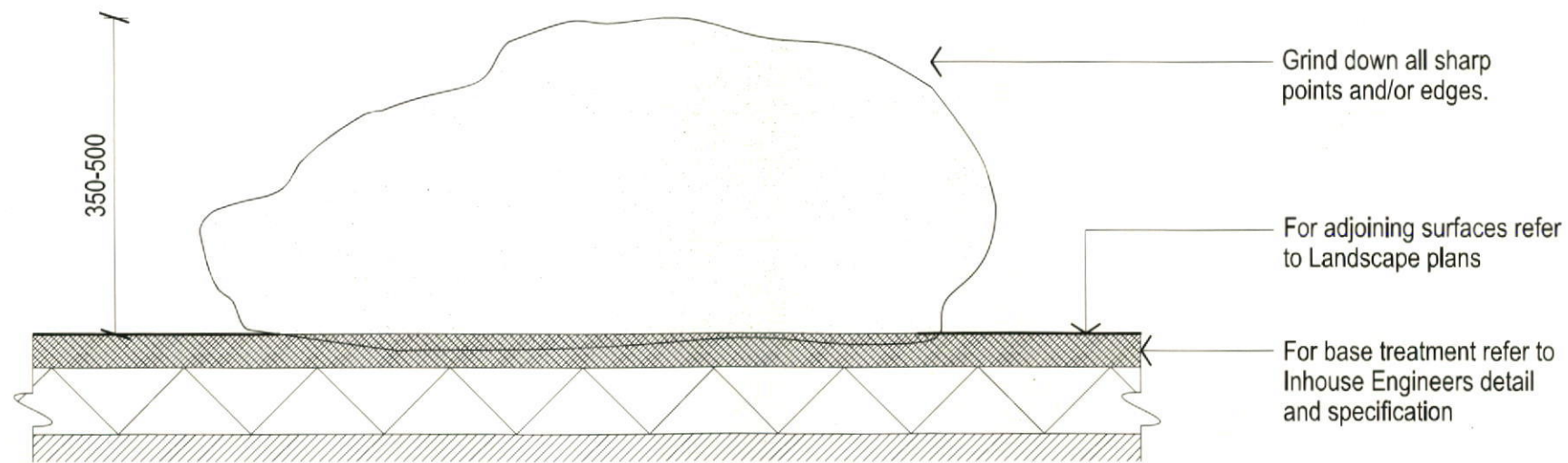
SCALE  
1:20@A3  
  
DRAWN  
JW/GM  
  
ISSUE  
01

NO SCALING OF DRAWINGS  
CONFORMATION OF ALL SERVICES ON SITE





**A** SANDSTONE ROCK BOULDER  
1:10 @ A3 - PLAN



**B** SANDSTONE ROCK BOULDER  
1:10 @ A3 - SECTION

Note:  
This document is Preliminary unless Validated.

ISSUE	STATUS	DATE	REVIEW	VERIFY	VALIDATE
01	CONSTRUCTION CERTIFICATE	17.10.14	JW	MW	ED

CLIENT  
**LEND LEASE**  
  
LEVEL 3, PHILIP STREET  
NSW 2150 PO BOX 4, PARRAMATTA NSW  
EMAIL: [lendlease.com.au](mailto:lendlease.com.au)  
FACSIMILE (02) 9673 8998  
TELEPHONE (02) 9673 8814



LEAD CONSULTANT  
**CLOUSTON Associates**  
LANDSCAPE ARCHITECTS  
  
LEVEL 2, 17 BRIDGE STREET  
SYDNEY NSW 2030  
EMAIL: [hydny@couston.com.au](mailto:hydny@couston.com.au)  
FACSIMILE (02) 8272 4998  
TELEPHONE (02) 8272 4999



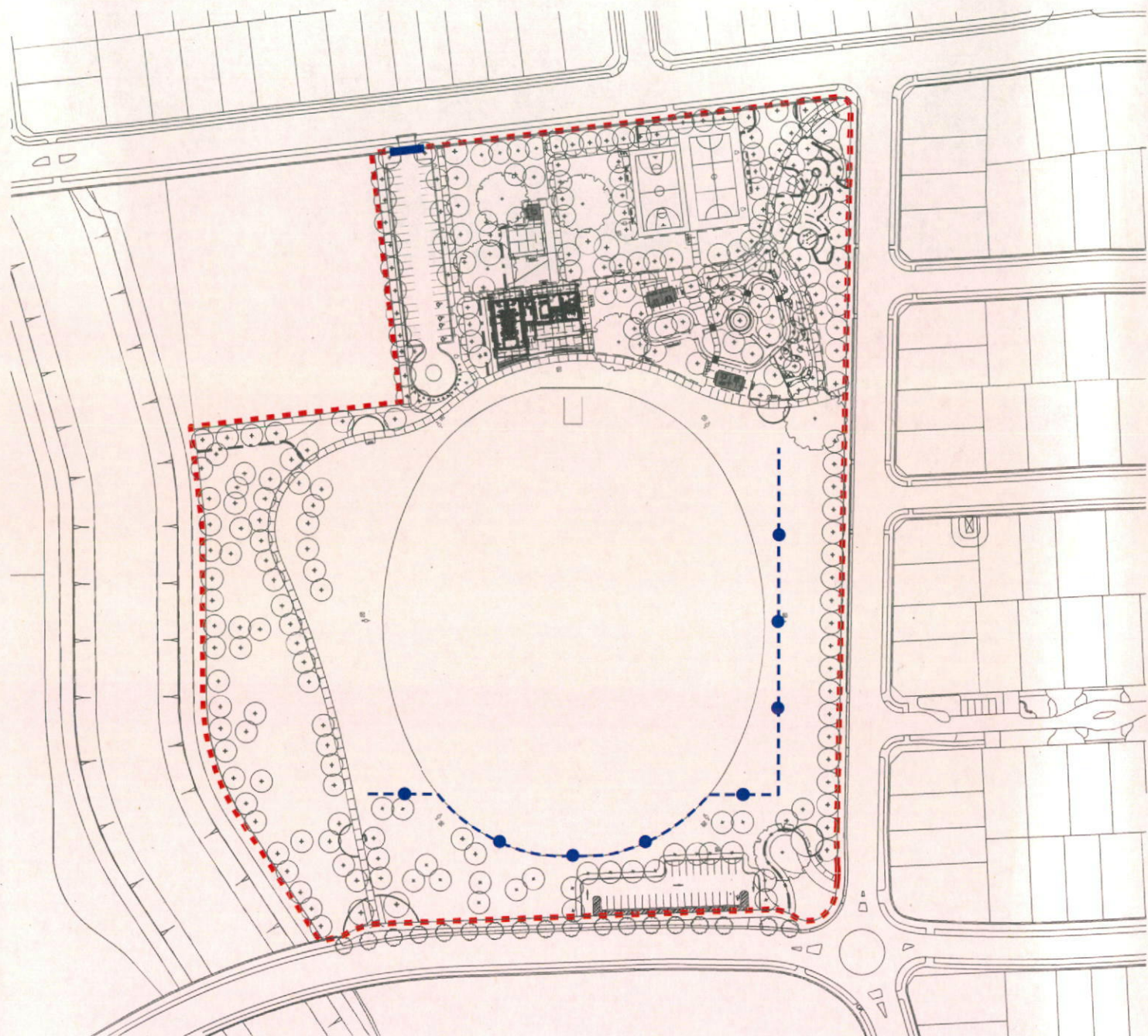
SUB-CONSULTANTS  
**J. WYNDHAM PRINCE**  
CONSULTING CIVIL, INFRASTRUCTURE ENGINEERS  
& PROJECT MANAGERS  
  
CONSULTANTS  
**AcOR**  
**mbm**  
  
Inhouse Consulting Engineers Pty Ltd  
**HARON ROBSON**



NO SCALING OF DRAWINGS  
CONFORMANCE OF ALL SERVICES ON SITE  
PROJECT: JORDAN SPRINGS  
VILLAGE OVAL  
DRAWING TITLE:  
FURNITURE - SANDSTONE ROCK BOULDERS

CLIENT LEND LEASE	DRAWN JW/GM	SCALE 1:10@A3
DRAWING NUMBER JOR-0003D08.07	ISSUE 01	



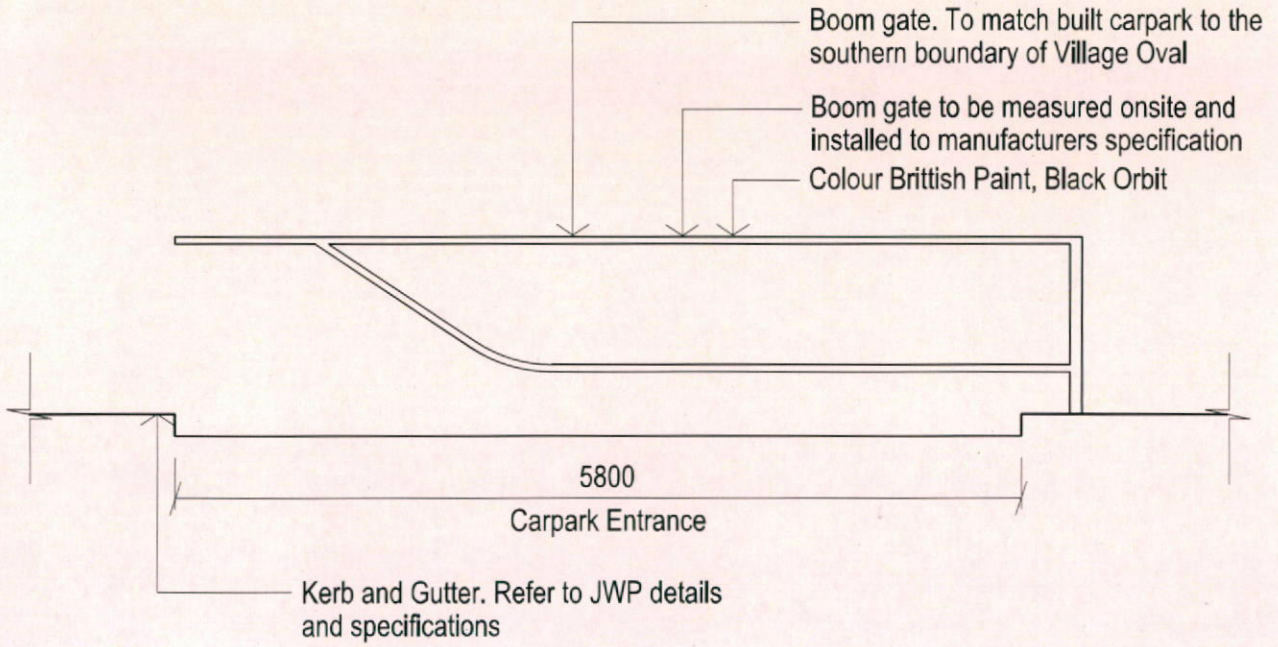


- - - 1200mm High fence with top and bottom railing. Colour British Paint, Black Orbit. Refer to Image B and specification
- 1200mm gaps in fence for entry / exit
- - - Boom gate. To match built carpark to the southern boundary of Village Oval. Refer to Detail C

**A FENCE AND GATE KEYPLAN**  
1:2000 @ A3 - PLAN



**B FENCE**  
NTS



**C BOOM GATE**  
1:50 @ A3 - SECTION

Note:  
This document is Preliminary unless Validated.

ISSUE	STATUS	DATE	REVIEW	VERIFY	VALIDATE
01	CONSTRUCTION CERTIFICATE	17.10.14	JW	MW	ED

CLIENT  
**LEND LEASE**  
  
LEVEL 3, PHILLIP STREET  
NSW 2150 PO BOX 4, PARRAMATTA NSW  
EMAIL: @lendlease.com.au  
FACSIMILE (02) 9673 8888  
TELEPHONE (02) 9673 8814



LEAD CONSULTANT  
**CLOUSTON Associates**  
LANDSCAPE ARCHITECTS  
  
LEVEL 2, 17 BRIDGE STREET  
SYDNEY NSW 2000  
EMAIL: sydney@clouston.com.au  
FACSIMILE (02) 9272 4998  
TELEPHONE (02) 9272 4989



SUB-CONSULTANTS  
**J. WYNDHAM PRINCE**  
CONSULTING CIVIL, INFRASTRUCTURE ENGINEERS  
25 PROSPECT ROAD, WARRIMOO, NSW 2580  
PH: (02) 6942 1111  
WWW.JWPRINCE.COM.AU

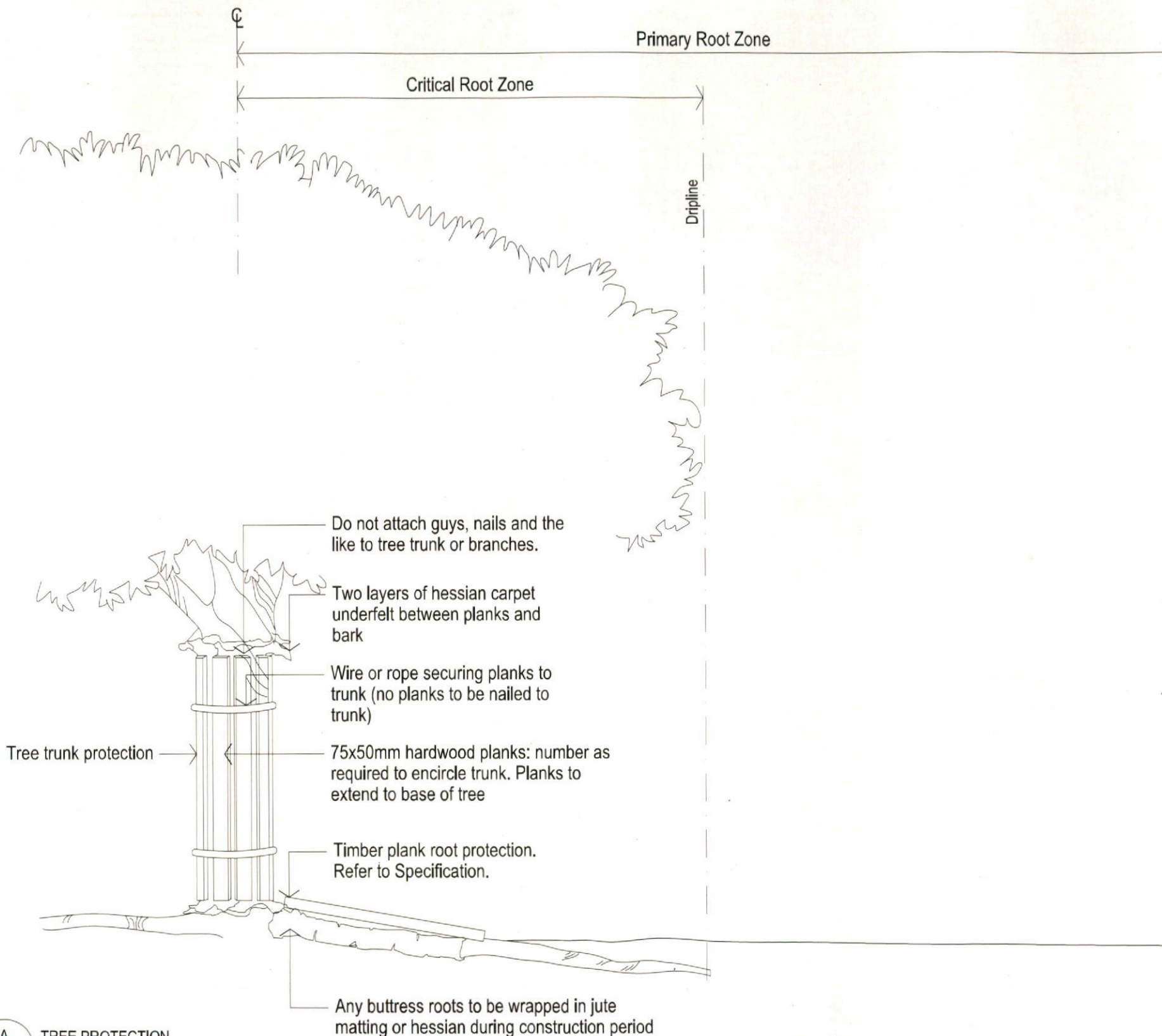


PROJECT JORDAN SPRINGS  
**VILLAGE OVAL**  
  
DRAWING TITLE  
**FURNITURE - FENCE AND GATES**

NO SCALING OF DRAWINGS  
CONFORMANCE OF ALL SERVICES ON SITE

CLIENT <b>LEND LEASE</b>	DRAWN <b>JW/GM</b>	SCALE <b>AS SHOWN</b>
DRAWING NUMBER <b>JOR-0003D08.08</b>	ISSUE <b>01</b>	





**GENERAL NOTES**

Refer to landscape works specification - site management for details on tree protection measures, tree care and management during site works.

Contractor to notify superintendent prior to placing and moving fence refer to specification for tree protection.

Temporary fencing refer to Specification

**NOTE:**

- Primary Root Zone = a radius extending 10x the trunk diameter, measured at 1400mm above ground.
- Critical Root Zone = a radius extending 5x the trunk diameter, measured at 1400mm above ground.
- Tree trunk protection to occur where trees are individually located outside tree protection fenced groupings.
- Multi-stem trees to have each trunk protected. Remove planks and hessian on completion of all construction.

**A** TREE PROTECTION  
1:10 @ A3 - SECTION

Note:  
This document is Preliminary unless Validated.

ISSUE	STATUS	DATE	REVIEW	VERIFY	VALIDATE
01	CONSTRUCTION CERTIFICATE	17.10.14	JW	MV	ED

CLIENT  
**LEND LEASE**  
LEVEL 3, PHILLIP STREET  
NSW 2150 PO BOX 4 PARRAMATTA NSW  
EMAIL: @lendlease.com.au  
FACSIMILE (02) 9673 8888  
TELEPHONE (02) 9673 8814



LEAD CONSULTANT  
**CLOUSTON Associates**  
LANDSCAPE ARCHITECTS  
LEVEL 2, 17 BRIDGE STREET  
SYDNEY NSW 2000  
EMAIL: sydney@clouston.com.au  
FACSIMILE (02) 9272 4996  
TELEPHONE (02) 9272 4869



SUB-CONSULTANTS

**J. WYNHAM PRINCE**  
CONSULTING CIVIL, INFRASTRUCTURE ENGINEERS  
& PROJECT MANAGERS  
17/18 WILSON STREET, WILSON  
NSW 2147  
TEL: (02) 9737 1111  
WWW.WYNHAMPRINCE.COM.AU

**Ac OR**  
CONSULTANTS

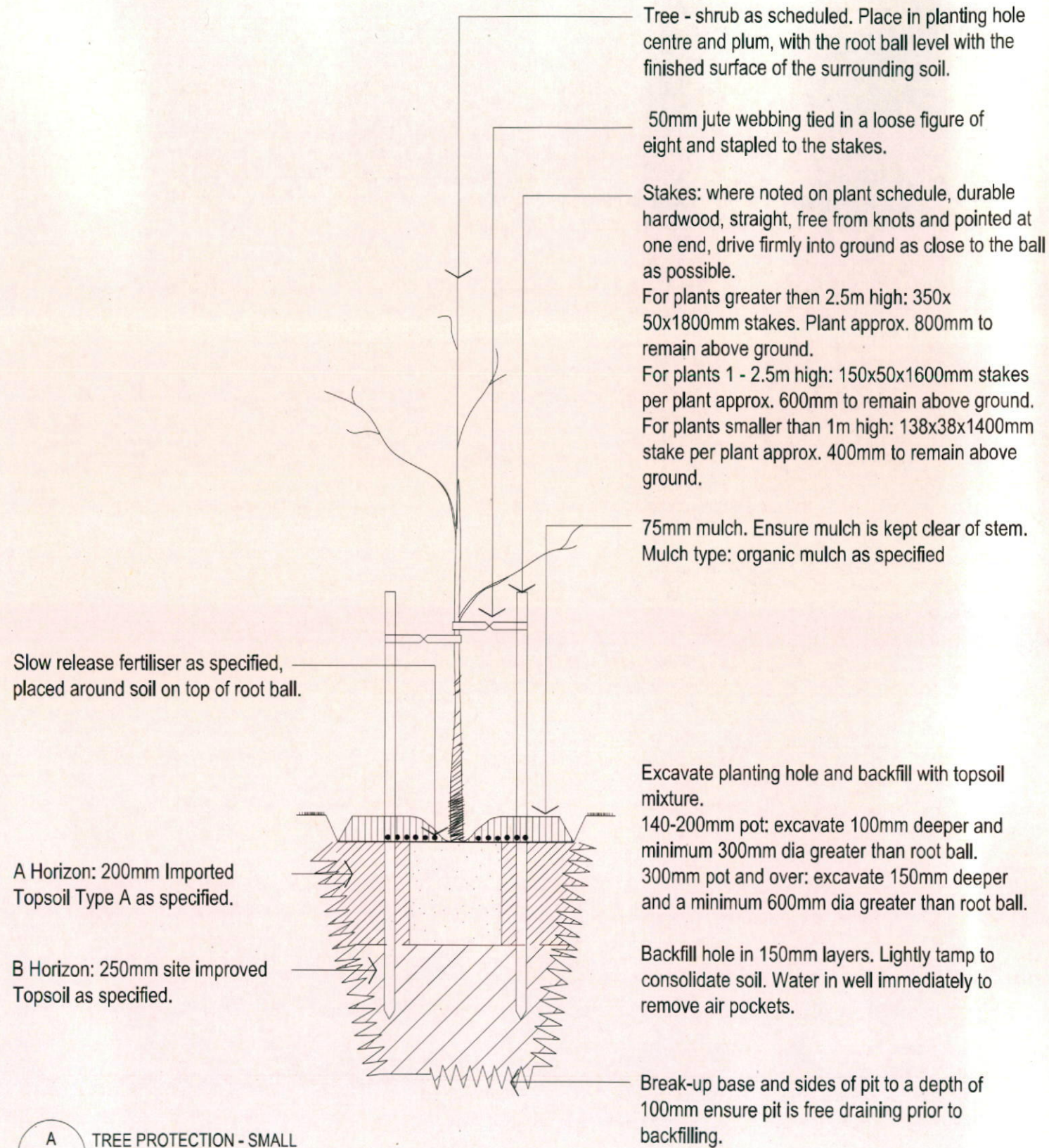
**mbm**  
CONSULTANTS

**HARON ROBSON**  
CONSULTANTS

NO SCALING OF DRAWINGS  
CONFORMATION OF ALL SERVICES ON SITE

PROJECT: JORDAN SPRINGS VILLAGE OVAL	CLIENT: LEND LEASE	DRAWN: JW/GM	SCALE: 1:10 @ A3
DRAWING TITLE: TREE PROTECTION	DRAWING NUMBER: JOR-0003D09.01	ISSUE: 01	





**A** TREE PROTECTION - SMALL  
1:10 @ A3 - SECTION

Note:  
This document is Preliminary unless Validated.

ISSUE	STATUS	DATE	REVIEW	VERIFY	VALIDATE
01	CONSTRUCTION CERTIFICATE	17.10.14	JW	MW	ED

CLIENT  
**LEND LEASE**  
  
LEVEL 3, PHILLIP STREET  
NSW 2150 PO BOX 4, PARRAMATTA NSW  
EMAIL: @lendlease.com.au  
FACSIMILE (02) 9673 8888  
TELEPHONE (02) 9673 8814



LEAD CONSULTANT  
**CLOUSTON Associates**  
LANDSCAPE ARCHITECTS  
  
LEVEL 2, 17 BRIDGE STREET  
SYDNEY NSW 2000  
EMAIL: sydney@clouston.com.au  
FACSIMILE (02) 8272 4998  
TELEPHONE (02) 8272 4989



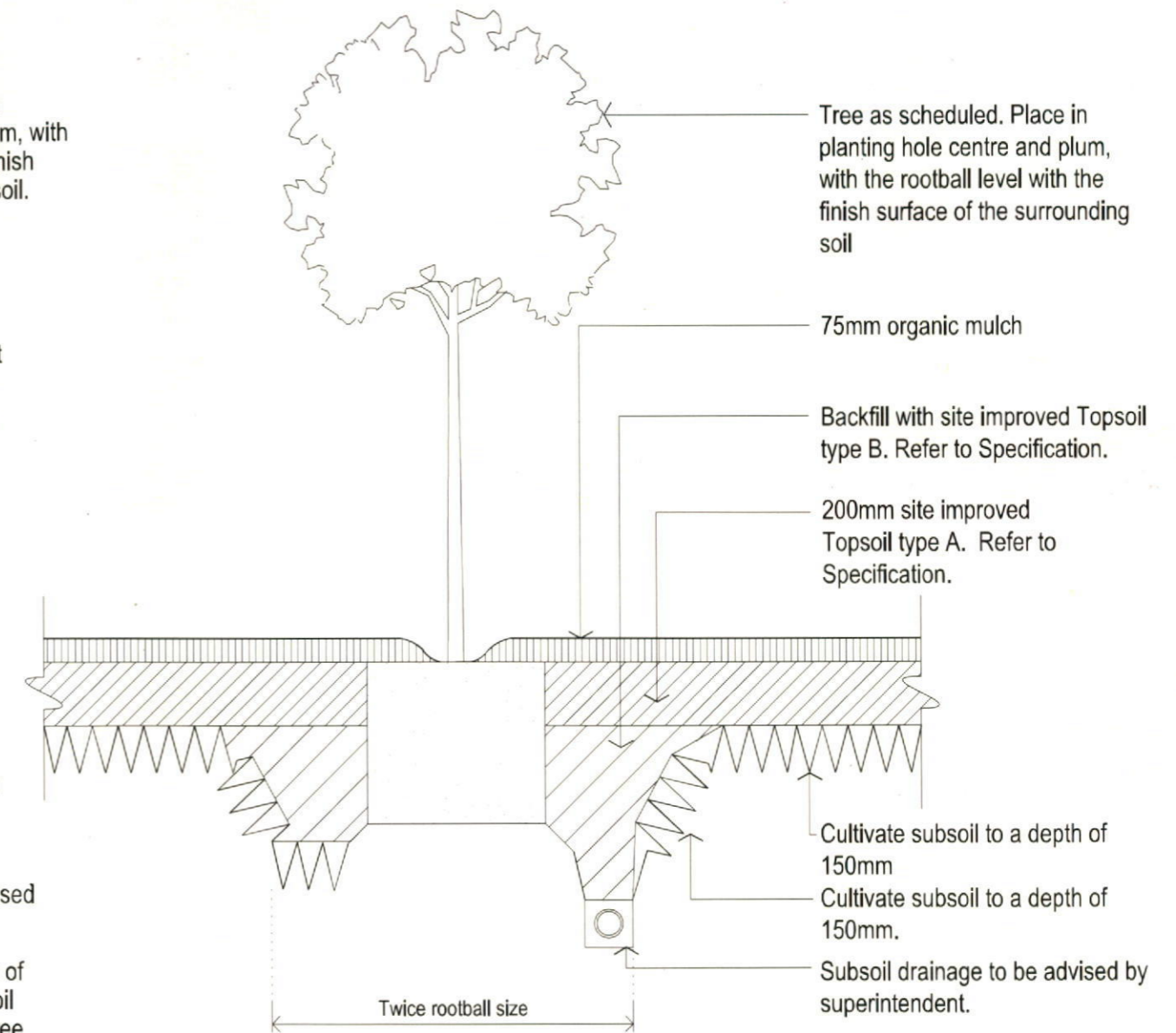
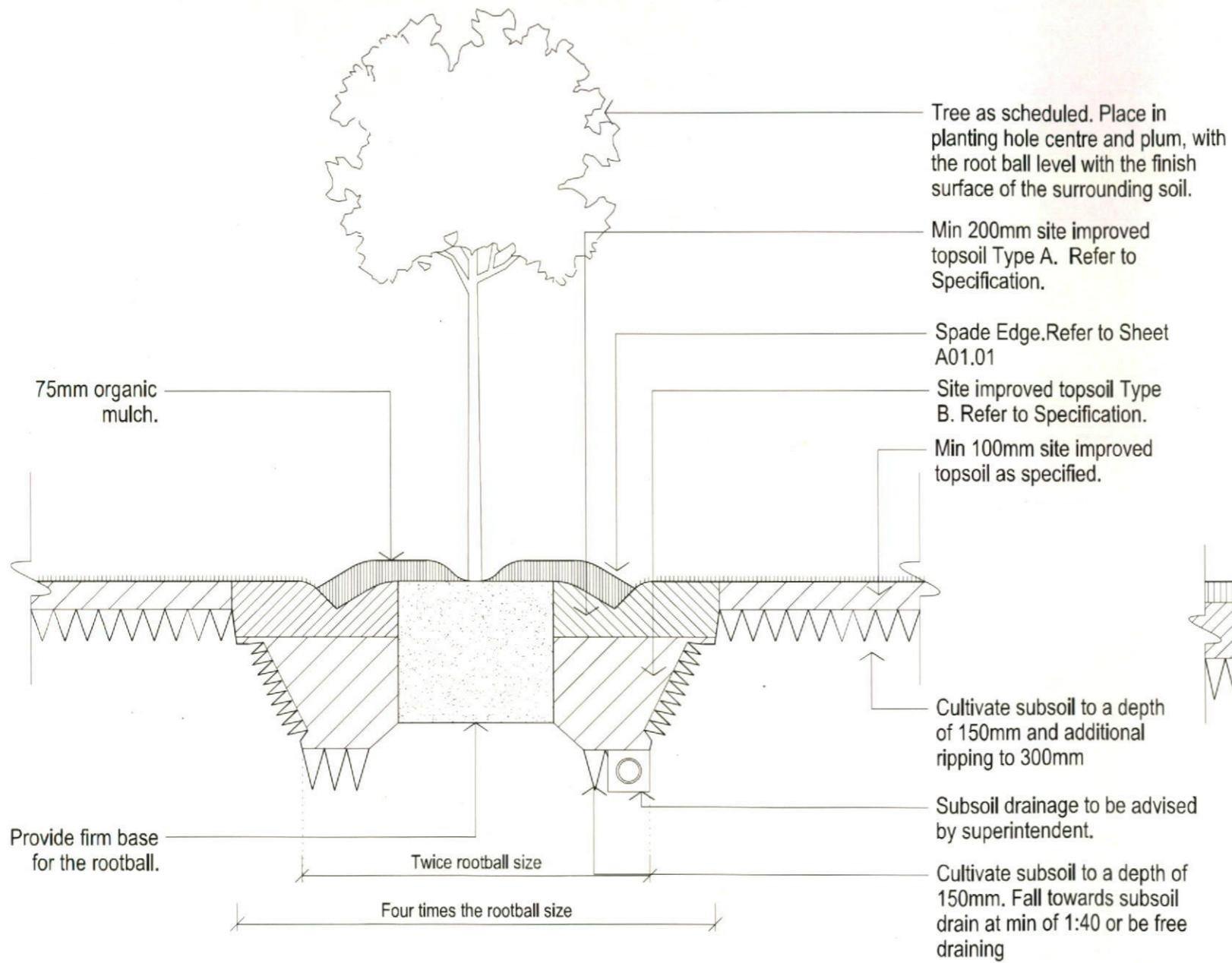
SUB-CONSULTANTS  
**J. WYNDHAM PRINCE**  
CONSULTING CIVIL, INFRASTRUCTURE, ENGINEERS  
& PROJECT MANAGERS  
10/11 BENTLEY ROAD, BENTLEY NSW 1570  
WWW.WYNDHAMPRINCE.COM.AU  
TEL: (02) 9339 1111  
FAX: (02) 9339 1112

**ACOR** CONSULTANTS  
**mbm**  
CONSULTANTS  
**HARON ROBSON**  
CONSULTANTS

NO SCALING OF DRAWINGS  
CONFORMATION OF ALL SERVICES ON SITE

PROJECT JORDAN SPRINGS VILLAGE OVAL	CLIENT LEND LEASE	DRAWN JW/GM	SCALE 1:10@A3
DRAWING TITLE TREE SMALL	DRAWING NUMBER JOR-0003 D09.02	ISSUE 01	





**A** Typical tree Planting in Turf - Section  
1:20 @ A3

**B** Tree in Mass Planting - Section  
1:20 @ A3 - SECTION

Note:  
This document is Preliminary unless Validated.

ISSUE	STATUS	DATE	REVIEW	VERIFY	VALIDATE
01	CONSTRUCTION CERTIFICATE	17.10.14	JW	MW	ED

CLIENT  
**LEND LEASE**

LEVEL 3, PHILIP STREET  
NSW 2150 PO BOX 4, PARRAMATTA NSW  
EMAIL: @lendlease.com.au  
FACSIMILE (02) 9673 8888  
TELEPHONE (02) 9673 8814



LEAD CONSULTANT  
**CLOUSTON Associates**  
LANDSCAPE ARCHITECTS

LEVEL 2, 17 BRIDGE STREET  
SYDNEY NSW 2000  
EMAIL: sydney@clouston.com.au  
FACSIMILE (02) 9272 4998  
TELEPHONE (02) 9272 4999



SUBCONSULTANTS

**J. WYNDHAM PRINCE**  
CONSULTING CIVIL, INFRASTRUCTURE ENGINEERS  
& PROJECT MANAGERS  
17/18 WILSON ROAD, PARRAMATTA NSW 2150  
PH: (02) 9639 1111  
WWW.JWPRINCE.COM.AU



Subsidiary Consulting Engineers Pty Ltd  
2/17-18 WILSON ROAD, PARRAMATTA NSW 2150  
PH: (02) 9639 1111  
WWW.ACOR.COM.AU

**HARON ROBSON**  
1/11-12 WILSON ROAD, PARRAMATTA NSW 2150  
PH: (02) 9639 1111  
WWW.HARONROBSON.COM.AU

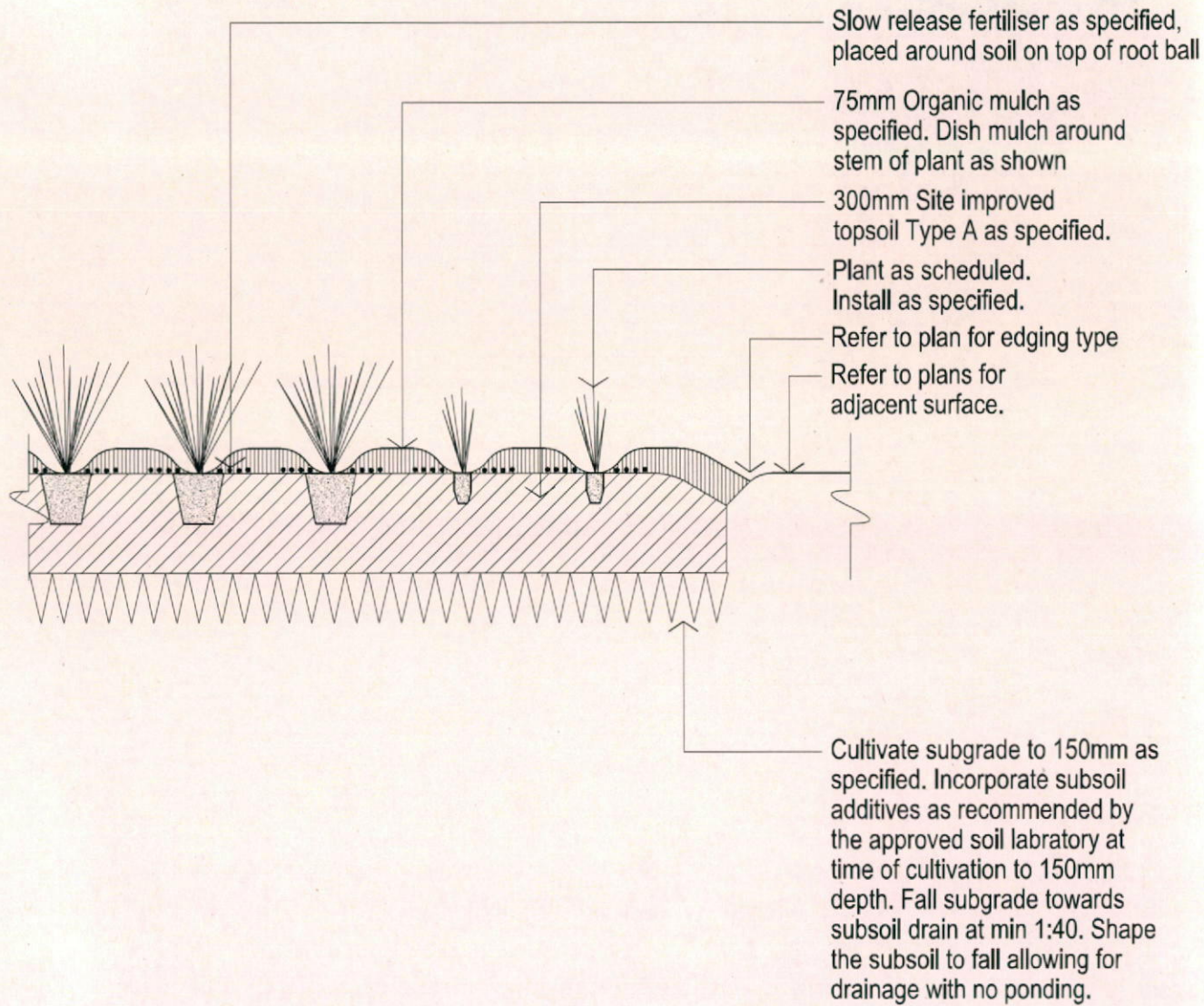
NO SCALING OF DRAWINGS  
CONFORMANCE OF ALL SERVICES ON SITE

PROJECT JORDAN SPRINGS  
VILLAGE OVAL  
DRAWING TITLE  
TREE IN TURF AND MASS PLANTING

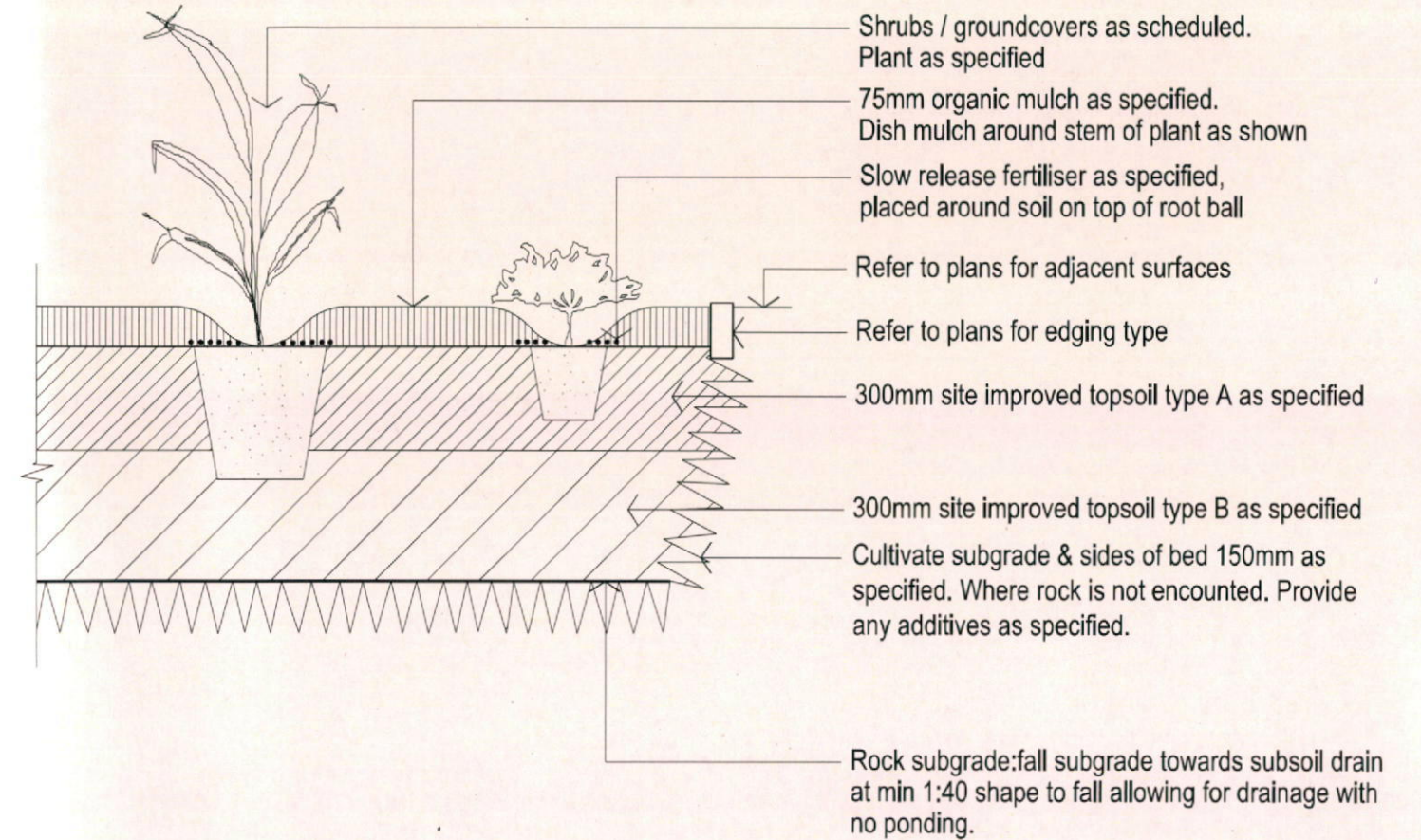
CLIENT  
LEND LEASE  
DRAWING NUMBER  
JOR-0003 D09.03

DRAWN  
JW/GM  
SCALE  
1:20@A3  
ISSUE  
A





**A** MASS PLANTING - SHRUB AND GROUND COVER  
1:20 @ A3 - SECTION



**B** ORNAMENTAL PLANTING - SHRUB AND GROUND COVER  
1:20 @ A3 - SECTION

Note:  
This document is Preliminary unless Validated.

ISSUE	STATUS	DATE	REVIEW	VERIFY	VALIDATE
01	CONSTRUCTION CERTIFICATE	17.10.14	JW	MW	ED

CLIENT  
**LEND LEASE**

LEVEL 3, PHILLIP STREET  
NSW 2150 PO BOX 4, PARRAMATTA NSW  
EMAIL: @lendlease.com.au  
FACSIMILE (02) 9673 8888  
TELEPHONE (02) 9673 8814



LEAD CONSULTANT  
**CLOUSTON Associates**  
LANDSCAPE ARCHITECTS

LEVEL 2, 17 BRIDGE STREET  
SYDNEY NSW 2000  
EMAIL: sydney@clouston.com.au  
FACSIMILE (02) 8272 4999  
TELEPHONE (02) 8272 4999



SUB-CONSULTANTS

**J. WYNDHAM PRINCE**  
CONSULTING CIVIL INFRASTRUCTURE ENGINEERS  
& PROJECT MANAGERS  
10/15 WILSON ROAD, PARRAMATTA NSW 2150  
TEL: (02) 9639 1111  
WWW.JWPRINCE.COM.AU

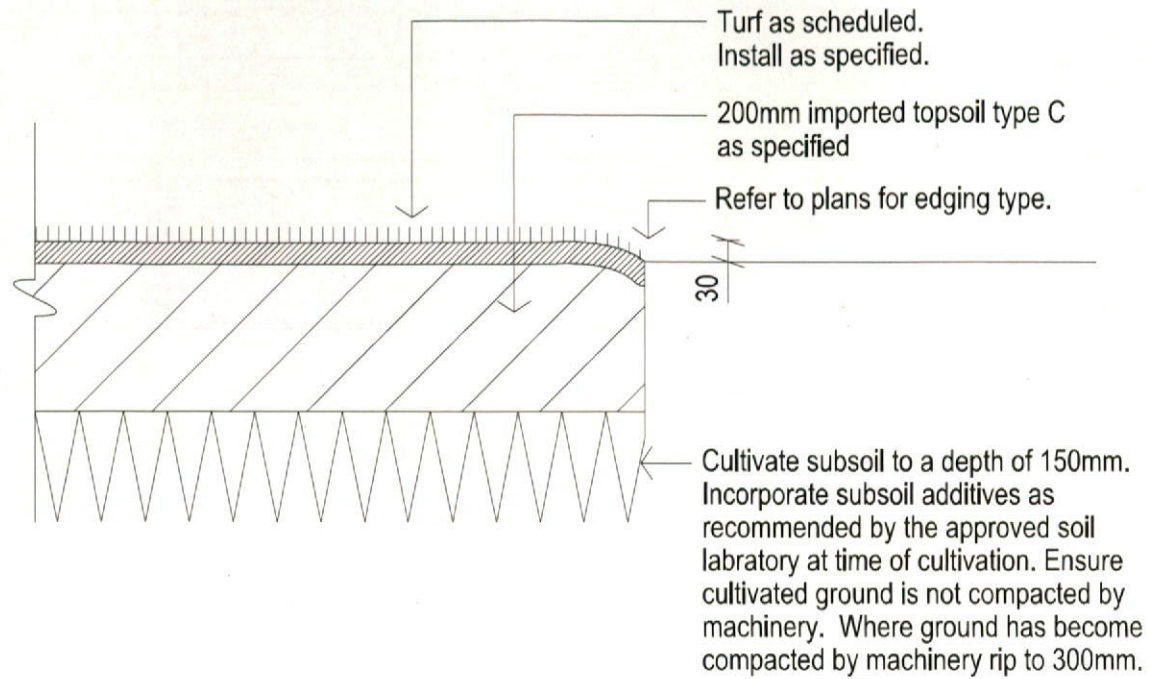


**HARON ROBSON**

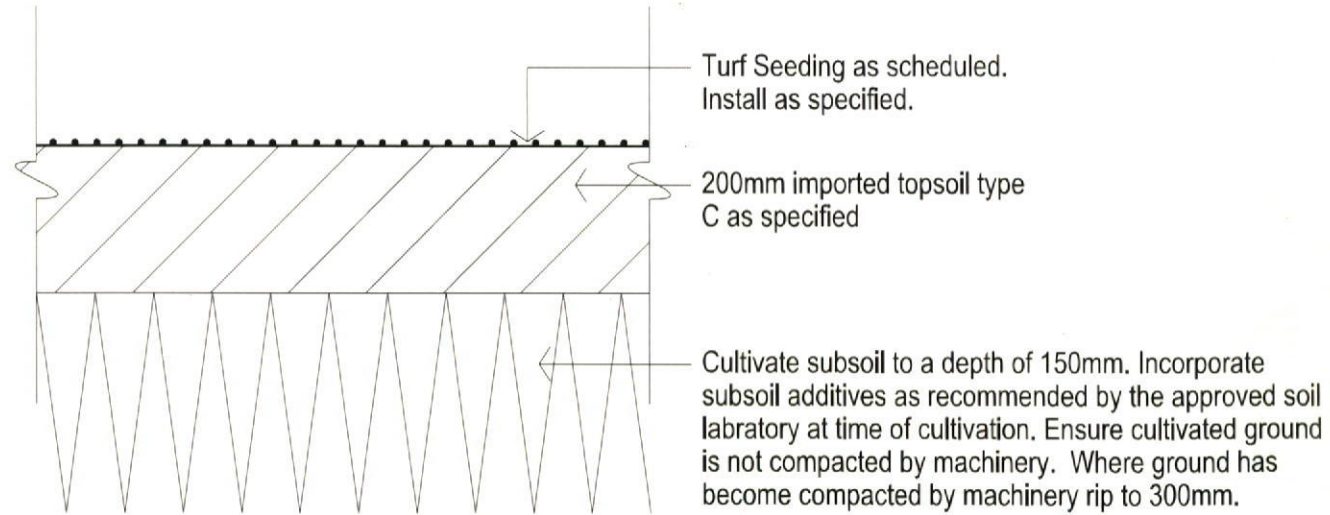
NO SCALING OF DRAWINGS  
CONFORMANCE OF ALL SERVICES ON SITE

PROJECT JORDAN SPRINGS VILLAGE OVAL	CLIENT LEND LEASE	DRAWN JW/GM	SCALE 1:20@A3
DRAWING TITLE MASS AND ORNAMENTAL PLANTING	DRAWING NUMBER JOR-0003D09.04	ISSUE A	

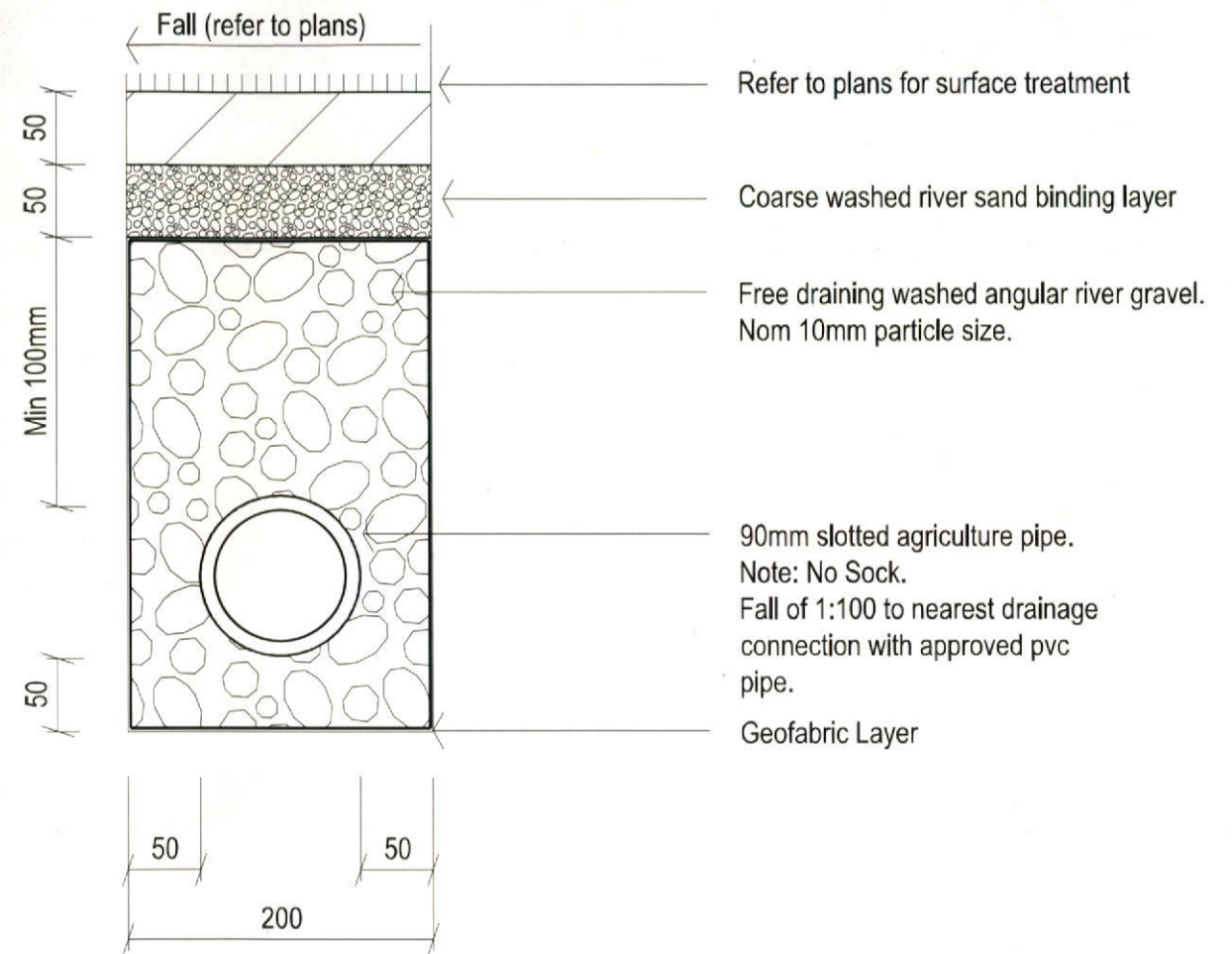




**A** TURF  
1:10 @ A3 - SECTION



**C** TURF SEEDING  
1:10 @ A3 - SECTION



**B** SUBSOIL DRAINAGE  
1:5 @ A3 - SECTION

Note:  
This document is Preliminary unless Validated.

ISSUE	STATUS	DATE	REVIEW	VERIFY	VALIDATE
01	CONSTRUCTION CERTIFICATE	17.10.14	JW	MW	ED

CLIENT  
**LEND LEASE**

LEVEL 3, PHILIP STREET  
NSW 2150 PO BOX 4, PARRAMATTA NSW  
EMAIL: @lendlease.com.au  
FACSIMILE (02) 9673 9598  
TELEPHONE (02) 9673 8814



LEAD CONSULTANT  
**CLOUSTON Associates**  
LANDSCAPE ARCHITECTS

LEVEL 2, 17 BRIDGE STREET  
SYDNEY NSW 2000  
EMAIL: sydney@clouston.com.au  
FACSIMILE (02) 9272 4998  
TELEPHONE (02) 9272 4969



SUB-CONSULTANTS

**J. WYNTHAM PRINCE**  
CONSULTING CIVIL, INFRASTRUCTURE ENGINEERS  
& PROJECT MANAGERS  
PITKIN AND PARTNERS ENGINEERING AND INFRASTRUCTURE  
CONSULTANTS

**Ac OR** CONSULTANTS

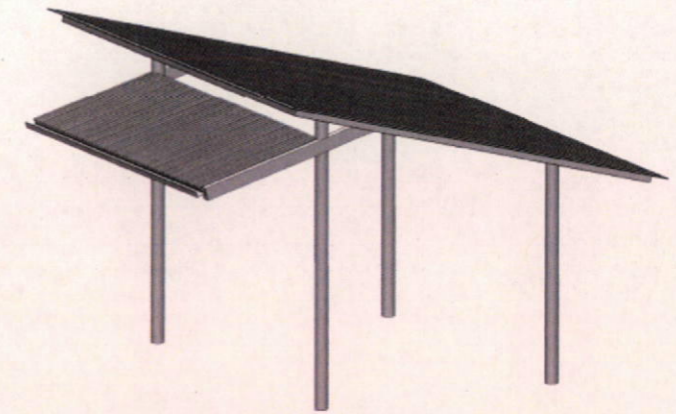


**mbm**

**HARON ROBSON**  
AGRICULTURAL ENGINEERS & CONSULTANTS

NO SCALING OF DRAWINGS  
CONFORMATION OF ALL SERVICES ON SITE

PROJECT: JORDAN SPRINGS <b>VILLAGE OVAL</b>	CLIENT: <b>LEND LEASE</b>	DRAWN: <b>JW/GM</b>	SCALE: <b>AS SHOWN</b>
DRAWING TITLE: <b>TURF AND SUBSOIL DRAINAGE</b>	DRAWING NUMBER: <b>JOR-0003D09.05</b>	ISSUE: <b>A</b>	

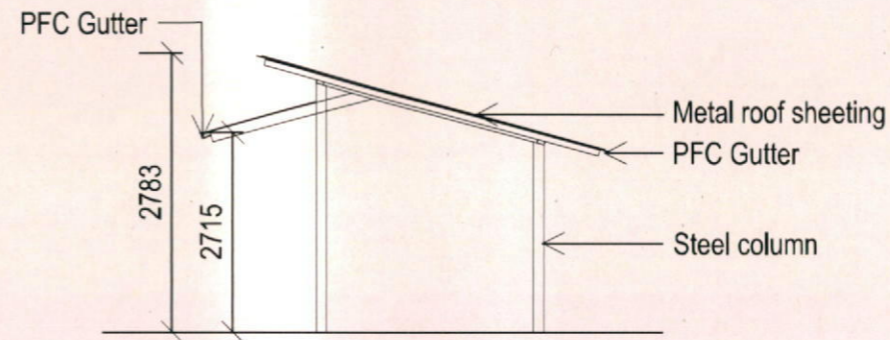
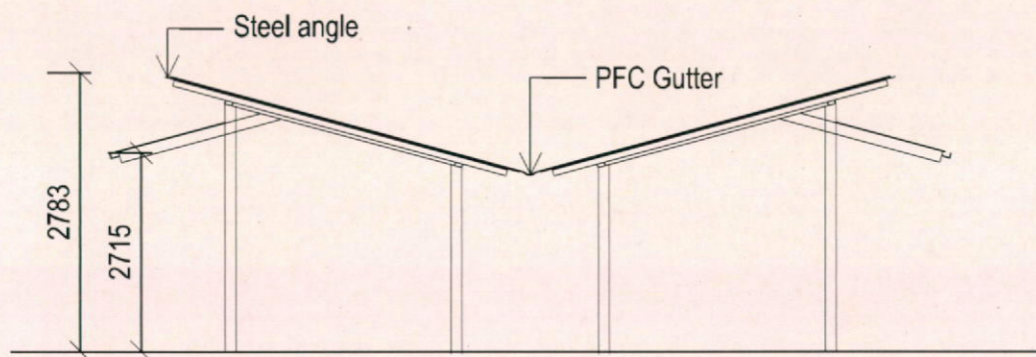




Shelter Perspective  
(Image from AJ+C Plans)

A SHELTER TYPE 2  
1:100 @ A3 - PLAN

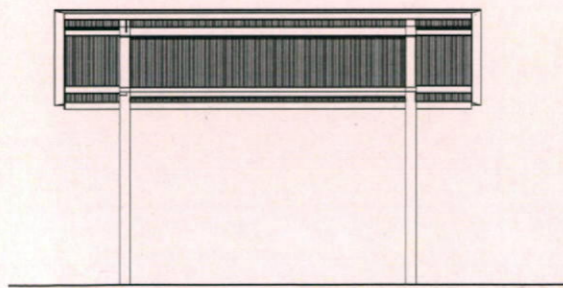
C SHELTER TYPE 1  
1:100 @ A3 - PLAN



B SHELTER TYPE 2  
1:100 @ A3 - ELEVATION

D SHELTER TYPE 1  
1:100 @ A3 - ELEVATION

NOTE: For concrete footing refer to Inhouse Engineers detail and specification



E SHELTER TYPE 1 AND 2  
1:100 @ A3 - ELEVATION

Note:  
This document is Preliminary unless Validated.

ISSUE	STATUS	DATE	REVIEW	VERIFY	VALIDATE
01	CONSTRUCTION CERTIFICATE	17.10.14	JW	MW	ED

CLIENT  
**LEND LEASE**  
  
LEVEL 3, PHILIP STREET  
NSW 2150 PO BOX 4, PARRAMATTA NSW  
EMAIL: @lendlease.com.au  
FACSIMILE (02) 9673 8888  
TELEPHONE (02) 9673 8814



LEAD CONSULTANT  
**CLOUSTON Associates**  
LANDSCAPE ARCHITECTS  
  
LEVEL 2, 17 BRIDGE STREET  
SYDNEY NSW 2000  
EMAIL: sydney@clouston.com.au  
FACSIMILE (02) 8272 4996  
TELEPHONE (02) 8272 4989



SUB-CONSULTANTS  
**J. WYNDHAM PRINCE**  
CONSULTING CIVIL, INFRASTRUCTURE, ENGINEERS  
AS PROJECT MANAGER  
PO BOX 1000, SYDNEY NSW 2000  
WWW.JWPRINCE.COM.AU



PROJECT JORDAN SPRINGS  
VILLAGE OVAL  
  
DRAWING TITLE  
SHELTERS - SHEET 1 OF 1

NO SCALING OF DRAWINGS  
CONFORMATION OF ALL SERVICES ON SITE

CLIENT LEND LEASE	DRAWN JW/GM	SCALE AS SHOWN
DRAWING NUMBER JOR-0003D10.01	ISSUE A	





**CLOUSTON** associates

**J. WYNDHAM PRINCE**

CONSULTING CIVIL INFRASTRUCTURE ENGINEERS  
& PROJECT MANAGERS

PO Box 4366 PENRITH WESTFIELD NSW 2750  
P 02 4720 3300 F 02 4720 3399  
W [www.jwprince.com.au](http://www.jwprince.com.au)  
E [jwp@jwprince.com.au](mailto:jwp@jwprince.com.au)



**Inhouse Consulting Engineers Pty Ltd**

216 Great Western Highway, Kingswood P.O. BOX 152 Kingswood NSW 2747 TEL: 02 4721 9044 FAX: 02 4721 1885



*Client*  
**LEND LEASE**  
LEVEL 2, 88 PHILLIP STREET  
NSW 2150 PO BOX 4, PARRAMATTA NSW  
E-MAIL: [@lendlease.com.au](mailto:@lendlease.com.au)  
TELEPHONE: (02) 9673 8888

JOR-0003  
Volume 1 of 3

**JORDAN SPRINGS  
VILLAGE OVAL**

**LANDSCAPE WORK - PLAN SET  
CONSTRUCTION CERTIFICATE  
17th OCTOBER 2014**

*Prepared by*

**CLOUSTON Associates**

LANDSCAPE ARCHITECTS URBAN DESIGNERS LANDSCAPE PLANNERS  
LEVEL 2, 17 BRIDGE STREET  
SYDNEY NSW 2000  
EMAIL [sydney@clouston.com.au](mailto:sydney@clouston.com.au)  
TELEPHONE +61 2 8272 4999  
[www.clouston.com.au](http://www.clouston.com.au)

**J. WYNDHAM PRINCE**

CONSULTING CIVIL INFRASTRUCTURE ENGINEERS AND PROJECT MANAGERS  
PO BOX 4366 Penrith Westfield NSW 2750  
EMAIL [jwp@jwprince.com.au](mailto:jwp@jwprince.com.au)  
FACSIMILE (02) 4720 3399  
TELEPHONE (02) 4720 3300

**ACOR CONSULTANTS PTY LTD**

HYDRAULIC SERVICES ENGINEERS  
Unit 10, Level 1, 1 Maitland Place, Baulkham Hills, NSW, 2153  
FACSIMILE (02) 9438 5398  
TELEPHONE (02) 9634 6311

**INHOUSE**

CIVIL ENGINEERS  
216 Great Western Highway, Kingswood NSW 2747  
EMAIL [info@inhouseengineers.com.au](mailto:info@inhouseengineers.com.au)  
FACSIMILE (02) 4721 1955  
TELEPHONE (02) 4721 0044

**HARON ROBSON**

LIGHTING CONSULTANT  
181 FIRST AVENUE, FIVE DOCK NSW 2046  
EMAIL [info@haronrobson.com.au](mailto:info@haronrobson.com.au)  
FACSIMILE (02) 9712 5599

**MBM**

QUANTITY SURVEYOR  
68 PITT STREET, SYDNEY NSW 2000  
EMAIL [nsw@mbmpl.com.au](mailto:nsw@mbmpl.com.au)  
TELEPHONE (02) 02 9270 1000



SITE LOCATION MAP

THE LANDSCAPE WORKS DRAWING SET TO  
BE READ IN CONJUNCTION WITH:  
• THE CONTRACT DOCUMENTS,  
• LANDSCAPE DETAILS  
• LANDSCAPE SPECIFICATIONS






**JOR-0003**  
**Volume 1 of 3**  
**JORDAN SPRINGS**  
**VILLAGE OVAL**  
**LANDSCAPE WORKS - PLAN SET**

CONSTRUCTION CERTIFICATE  
 17th OCTOBER 2014

THE FOLLOWING DETAILS FORM PART OF THE DOCUMENTATION AND CONSTRUCTION DETAIL SET.

signed:  date: 17/10/14  
 ESTHER DICKENS

PAGE NUMBER	TITLE	SCALE	ISSUE
LA00.00	Cover Page	NTS	I
LA00.10	Table of Contents	NTS	I
LA01.00	Existing Conditions Plan	1:800@A1	I
LA02.00	Site Works and Preliminaries Plan	1:800@A1	I
LA03.00	Keyplan	1:800@A1	I
LA04.00	Hardworks and Setout - Sheet 1 of 8	1:250@A1	I
LA04.01	Hardworks and Setout - Sheet 2 of 8	1:250@A1	I
LA04.02	Hardworks and Setout - Sheet 3 of 8	1:250@A1	I
LA04.03	Hardworks and Setout - Sheet 4 of 8	1:250@A1	I
LA04.04	Hardworks and Setout - Sheet 5 of 8	1:250@A1	I
LA04.05	Hardworks and Setout - Sheet 6 of 8	1:250@A1	I
LA04.06	Hardworks and Setout - Sheet 7 of 8	1:100@A1	I
LA04.07	Hardworks and Setout - Sheet 8 of 8	1:120@A1	I
LA05.00	Softworks - Sheet 1 of 6	1:250@A1	I
LA05.01	Softworks - Sheet 2 of 6	1:250@A1	I
LA05.02	Softworks - Sheet 3 of 6	1:250@A1	I
LA05.03	Softworks - Sheet 4 of 6	1:250@A1	I
LA05.04	Softworks - Sheet 5 of 6	1:250@A1	I
LA05.05	Softworks - Sheet 6 of 6	1:250@A1	I
LA05.06	Plant Schedule	NTS	I



**CLOUSTON associates**

**J. WYNDHAM PRINCE**

CONSULTING CIVIL INFRASTRUCTURE ENGINEERS  
 & PROJECT MANAGERS

PO Box 4366 PENRITH WESTFIELD NSW 2750  
 P 02 4720 3300 F 02 4720 3399  
 W www.jwprince.com.au  
 E jwp@jwprince.com.au



CONSULTANTS



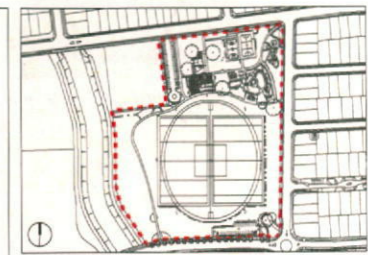
**Inhouse Consulting Engineers Pty Ltd**

218 Great Western Highway, Kingswood P.O. BOX 152 Kingswood NSW 2747 TEL: 02 4721 0044 FAX: 02 4721 1906

**HARON ROBSON**  
 lightmatters wattmatters avmatters

**mbm**  
 QUANTITY SURVEYORS - TECHNICAL ADVISORS





- EXISTING CONDITIONS**
- Extent of Works
  - Existing Contour Minor
  - Existing Contour Major
  - Existing Surveyed Tree

Note:  
This document is Preliminary unless Validated.

ISSUE	STATUS	DATE	REVIEW	VERIFY	VALIDATE
01	CONSTRUCTION CERTIFICATE	17.10.14	JW	MW	ED

**CLIENT**  
**LEND LEASE**

LEVEL 3, PHILLIP STREET  
NSW 2150 PO BOX 4, PARRAMAITA NSW  
EMAIL: [info@lendlease.com.au](mailto:info@lendlease.com.au)  
FACSIMILE (02) 9673 8868  
TELEPHONE (02) 9673 8814



**LEAD CONSULTANT**  
**CLOUSTON Associates**  
LANDSCAPE ARCHITECTS

LEVEL 2, 17 BRIDGE STREET  
SYDNEY NSW 2000  
EMAIL: [sydney@clouston.com.au](mailto:sydney@clouston.com.au)  
FACSIMILE (02) 8272 4968  
TELEPHONE (02) 8272 4999



**SUB-CONSULTANTS**

**J. WYNDHAM PRINCE**  
CONSULTING CIVIL INFRASTRUCTURE ENGINEERS  
& PROJECT MANAGERS


95 New Line Road, Leichhardt NSW 2150  
P 02 9737 1868 F 02 9737 2008  
W [www.jwprince.com.au](http://www.jwprince.com.au)



**PROJECT** JORDAN SPRINGS  
**VILLAGE OVAL**

**DRAWING TITLE**  
**EXISTING CONDITIONS PLAN**

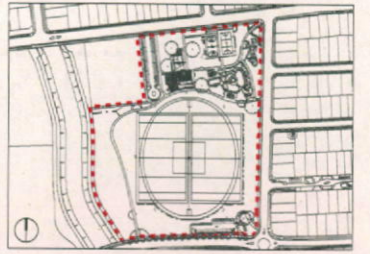
NO SCALING OF DRAWINGS  
CONFORMATION OF ALL SERVICES ON SITE



**CLIENT** LEND LEASE  
**DRAWN** JW  
**SCALE** 1:800@A1

**DRAWING NUMBER** JOR-0003 LA01.00  
**ISSUE** 01





- SITE WORKS & PRELIMINARIES**
- Protective tree zone. Refer to Detail D09.01 and Specifications
  - Existing Surveyed Tree to be retained and protected. Refer to D09.01 and specifications
  - Existing Surveyed Tree to be removed. Refer to specification
  - Protective fence type 1 Refer to site preparation specification
  - Existing site entry

- NOTE:**
- Maintain ground level within critical root zone for all trees to be retained refer to detail D09.01 and specification.
  - Existing site services if indicated on plan are in approximate locations only. Contractor to verify the location of all services and protect them from damage prior to commencing work on the site. Refer to specification.
  - For tree removal refer to Site Management in Specification

Note:  
This document is Preliminary unless Validated.

ISSUE	STATUS	DATE	REVIEW	VERIFY	VALIDATE
01	CONSTRUCTION CERTIFICATE	17.11.14	JW	MV	ED

**CLIENT**  
**LEND LEASE**  
  
LEVEL 3, PHILIP STREET  
NSW 2150 PO BOX 4, PARRAMATTA NSW  
EMAIL: @lendlease.com.au  
FACSIMILE (02) 9673 8888  
TELEPHONE (02) 9673 8814



**LEAD CONSULTANT**  
**CLOUSTON Associates**  
LANDSCAPE ARCHITECTS  
  
LEVEL 2, 17 BRIDGE STREET  
SYDNEY NSW 2000  
EMAIL: sydney@clouston.com.au  
FACSIMILE (02) 8272 4998  
TELEPHONE (02) 8272 4989




**SUB-CONSULTANTS**  
**J. WYNDHAM PRINCE**  
CONSULTING CIVIL INFRASTRUCTURE ENGINEERS  
& PROJECT MANAGERS  
ACQUA CONSULTING ENGINEERS Pty Ltd  
HARON ROBSON

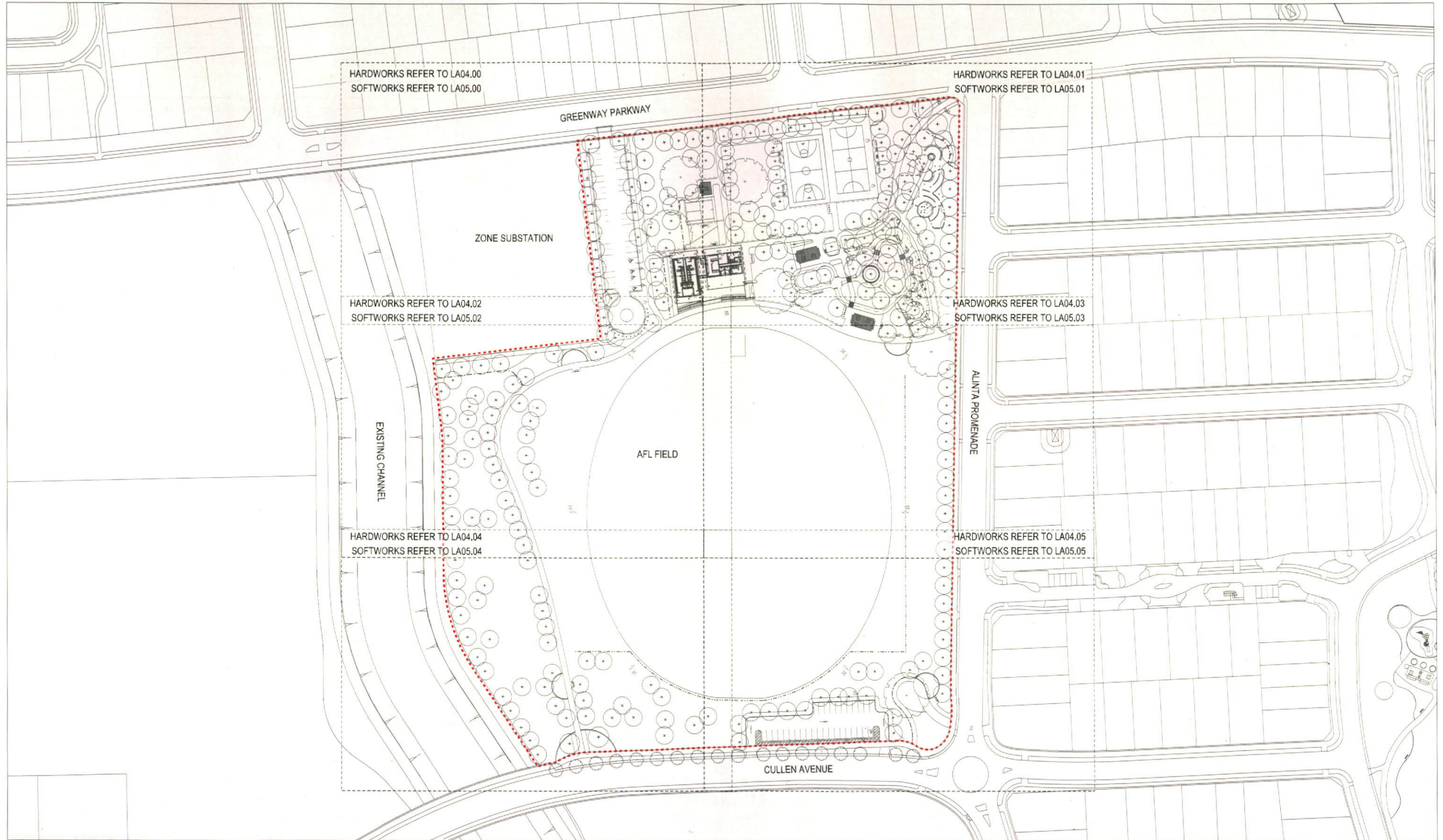


**PROJECT** JORDAN SPRINGS  
**VILLAGE OVAL**  
  
**CLIENT** LEND LEASE  
**DRAWN** JW  
**SCALE** 1:250@A1  
**ISSUE** 01  
**DRAWING NUMBER** JOR-0003 LA02.00  
**DRAWING TITLE** SITE WORKS AND PRELIMINARIES PLAN

NO SCALING OF DRAWINGS  
CONFORMATION OF ALL SERVICES ON SITE







Note:  
This document is Preliminary unless Validated.

ISSUE	STATUS	DATE	REVIEW	VERIFY	VALIDATE
01	CONSTRUCTION CERTIFICATE	17.10.14	JW	MY	ED

CLIENT  
**LEND LEASE**

LEVEL 3, PHILLIP STREET  
NSW 2150 PO BOX 4, PARRAMATTA NSW  
EMAIL: [lendlease.com.au](mailto:lendlease.com.au)  
FACSIMILE (02) 9673 8858  
TELEPHONE (02) 9673 8814



LEAD CONSULTANT  
**Clouston Associates**  
LANDSCAPE ARCHITECTS  
LEVEL 2, 17 BRIDGE STREET  
SYDNEY NSW 2000  
EMAIL: [sydney@clouston.com.au](mailto:sydney@clouston.com.au)  
FACSIMILE (02) 8272 4968  
TELEPHONE (02) 8272 4969



SUB-CONSULTANTS

**J. WYNDHAM PRINCE**  
CONSULTING CIVIL INFRASTRUCTURE ENGINEERS  
& PROJECT MANAGERS  
PO BOX 4268 PARKVIEW WESTFIELD NSW 2150  
PH: (02) 9589 9244 FAX: (02) 9589 9245  
www.jwprince.com.au



**Inshore Consulting Engineers Pty Ltd**

**HARON ROBSON**  
IGNITE | INFRASTRUCTURE | WATER

NO SCALING OF DRAWINGS  
CONFORMATION OF ALL SERVICES ON SITE

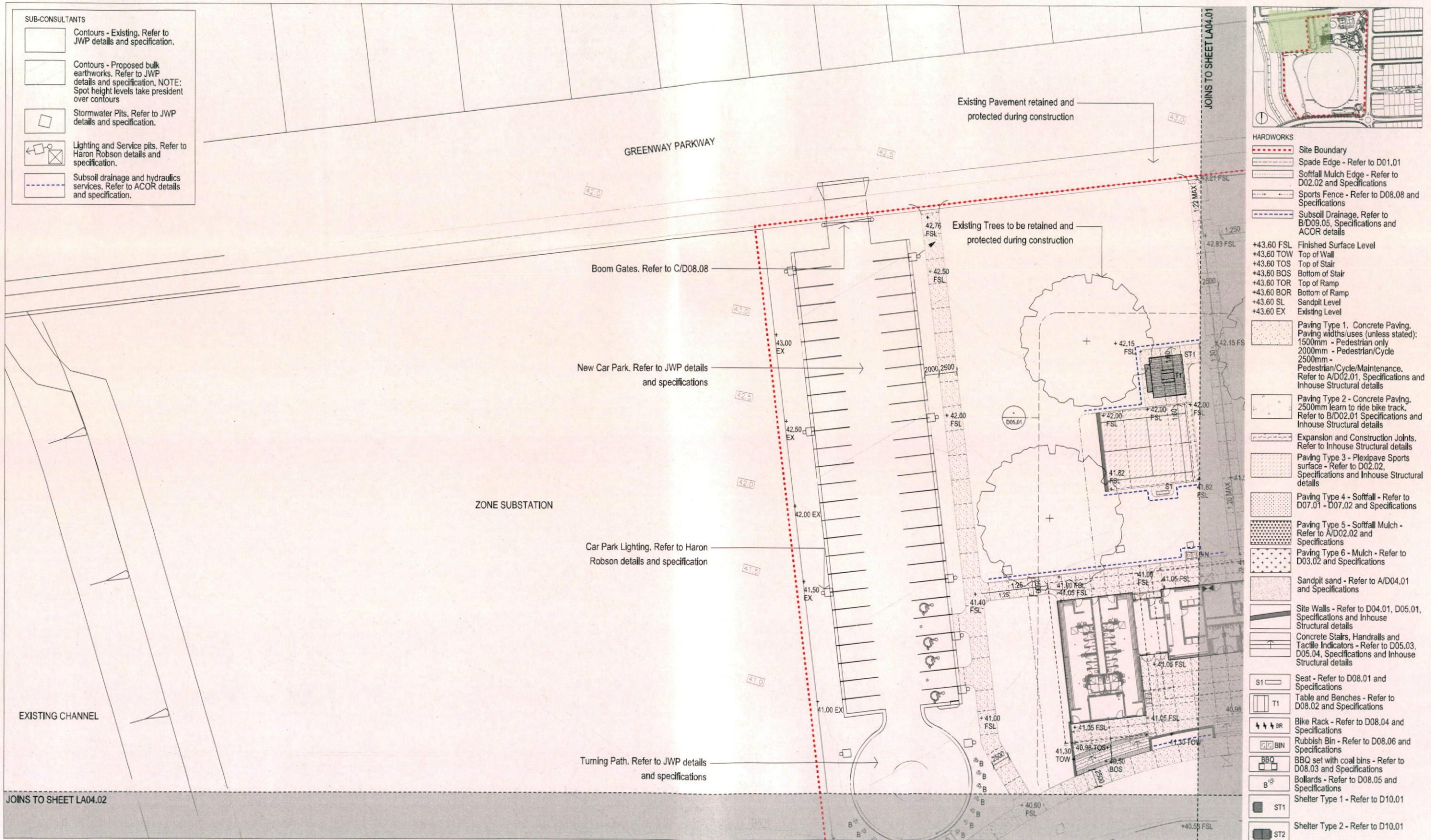


PROJECT: JORDAN SPRINGS  
**VILLAGE OVAL**  
DRAWING TITLE:  
**KEYPLAN**

CLIENT:  
**LEND LEASE**  
DRAWING NUMBER:  
**JOR-0003 LA03.00**

DRAWN:  
**JW**  
SCALE:  
**1:800@A1**  
ISSUE:  
**01**





- SUB-CONSULTANTS**
- Contours - Existing. Refer to JWP details and specification.
  - Contours - Proposed bulk earthworks. Refer to JWP details and specification. NOTE: Spot height levels take president over contours
  - Stormwater Pits. Refer to JWP details and specification.
  - Lighting and Service pits. Refer to Haron Robson details and specification.
  - Subsoil drainage and hydraulics services. Refer to ACOR details and specification.

- HARDWORKS**
- Site Boundary
  - Spade Edge - Refer to D01.01
  - Softfall Mulch Edge - Refer to D02.02 and Specifications
  - Sports Fence - Refer to D08.08 and Specifications
  - Subsoil Drainage. Refer to B/D09.05, Specifications and ACOR details
  - +43.60 FSL Finished Surface Level
  - +43.60 TOW Top of Wall
  - +43.60 TOS Top of Stair
  - +43.60 BOS Bottom of Stair
  - +43.60 TOR Top of Ramp
  - +43.60 BOR Bottom of Ramp
  - +43.60 SL Sandpit Level
  - +43.60 EX Existing Level
  - Paving Type 1 - Concrete Paving. Paving widths/uses (unless stated): 1500mm - Pedestrian only 2000mm - Pedestrian/Cycle 2500mm - Pedestrian/Cycle/Maintenance. Refer to A/D02.01, Specifications and Inhouse Structural details
  - Paving Type 2 - Concrete Paving. 2500mm learn to ride bike track. Refer to B/D02.01 Specifications and Inhouse Structural details
  - Expansion and Construction Joints. Refer to Inhouse Structural details
  - Paving Type 3 - Plexipave Sports surface - Refer to D02.02, Specifications and Inhouse Structural details
  - Paving Type 4 - Softfall - Refer to D07.01 - D07.02 and Specifications
  - Paving Type 5 - Softfall Mulch - Refer to A/D02.02 and Specifications
  - Paving Type 6 - Mulch - Refer to D03.02 and Specifications
  - Sandpit sand - Refer to A/D04.01 and Specifications
  - Site Walls - Refer to D04.01, D05.01, Specifications and Inhouse Structural details
  - Concrete Stairs, Handrails and Tactile Indicators - Refer to D05.03, D05.04, Specifications and Inhouse Structural details
  - S1 - Seat - Refer to D08.01 and Specifications
  - T1 - Table and Benches - Refer to D08.02 and Specifications
  - BR - Bike Rack - Refer to D08.04 and Specifications
  - BIN - Rubbish Bin - Refer to D08.06 and Specifications
  - BBQ - BBQ set with coal bins - Refer to D08.03 and Specifications
  - B - Bollards - Refer to D08.05 and Specifications
  - ST1 - Shelter Type 1 - Refer to D10.01
  - ST2 - Shelter Type 2 - Refer to D10.01
  - Fitness Stations - Refer to D07.01 - D07.02 and Specifications

Note:  
This document is Preliminary unless Validated.

ISSUE	STATUS	DATE	REVIEW	VERIFY	VALIDATE
01	CONSTRUCTION CERTIFICATE	17.10.14	JW	MV	ED

**CLIENT**  
**LEND LEASE**  
  
LEVEL 3, PHILIP STREET  
NSW 2150 PO BOX 4, PARRAMATTA NSW  
EMAIL: @lendlease.com.au  
FACSIMILE (02) 9673 8888  
TELEPHONE (02) 9673 8814



**LEAD CONSULTANT**  
**CLOUSTON Associates**  
LANDSCAPE ARCHITECTS  
  
LEVEL 2, 17 BRIDGE STREET  
SYDNEY NSW 2000  
EMAIL: sydney@clouston.com.au  
FACSIMILE (02) 8272 4998  
TELEPHONE (02) 8272 4999




**SUB-CONSULTANTS**  
**J. WYNHAM PRINCE**  
CONSULTING CIVIL INFRASTRUCTURE ENGINEERS  
& PROJECT MANAGERS  
PO BOX 1088 PARRAMATTA NSW 2150  
FACSIMILE (02) 9673 8888  
TELEPHONE (02) 9673 8814



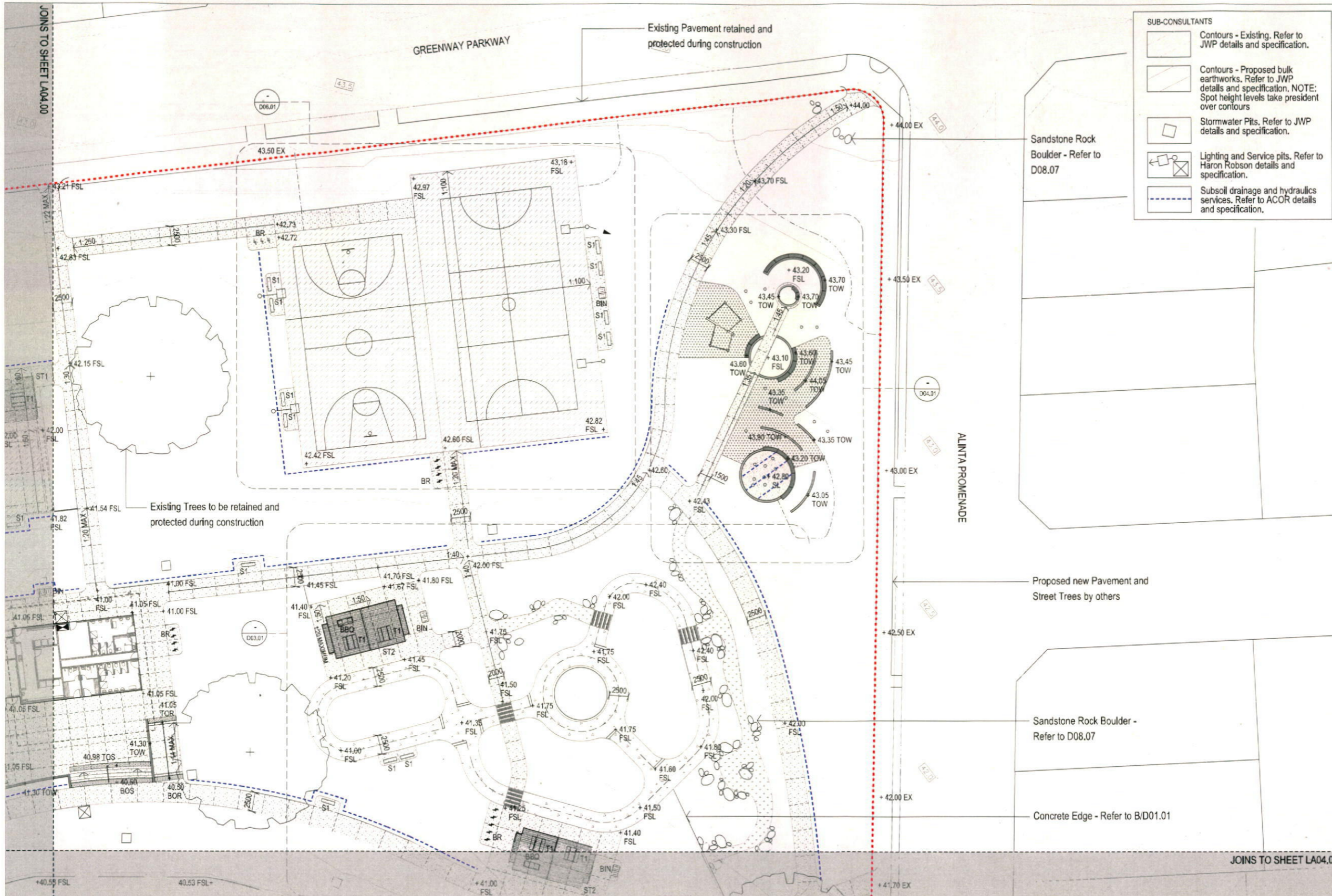
**PROJECT**  
JORDAN SPRINGS  
VILLAGE OVAL  
  
**DRAWING TITLE**  
HARDWORKS AND SETOUT - SHEET 1 OF 8

NO SCALING OF DRAWINGS  
CONFORMATION OF ALL SERVICES ON SITE

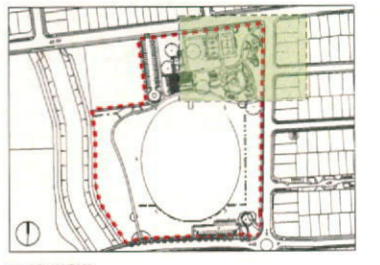


**CLIENT**  
LEND LEASE  
**DRAWN**  
JW  
**SCALE**  
1:250@A1  
**ISSUE**  
01





- SUB-CONSULTANTS**
- Contours - Existing. Refer to JWP details and specification.
  - Contours - Proposed bulk earthworks. Refer to JWP details and specification. NOTE: Spot height levels take president over contours
  - Stormwater Pits. Refer to JWP details and specification.
  - Lighting and Service pits. Refer to Haron Robson details and specification.
  - Subsoil drainage and hydraulics services. Refer to ACOR details and specification.



- HARDWORKS**
- Site Boundary
  - Spade Edge - Refer to D01.01
  - Softfall Mulch Edge - Refer to D02.02 and Specifications
  - Sports Fence - Refer to D08.08 and Specifications
  - Subsoil Drainage. Refer to B/D09.05, Specifications and ACOR details
  - +43.60 FSL Finished Surface Level
  - +43.60 TOW Top of Wall
  - +43.60 TOS Top of Stair
  - +43.60 BOS Bottom of Stair
  - +43.60 TOR Top of Ramp
  - +43.60 BOR Bottom of Ramp
  - +43.60 SL Sandpit Level
  - +43.60 EX Existing Level
  - Paving Type 1 - Concrete Paving. Paving widths/uses (unless stated): 1500mm - Pedestrian only 2000mm - Pedestrian/Cycle 2500mm - Pedestrian/Cycle/Maintenance. Refer to A/D02.01, Specifications and Inhouse Structural details
  - Paving Type 2 - Concrete Paving. 2500mm leam to ride bike track. Refer to B/D02.01 Specifications and Inhouse Structural details
  - Expansion and Construction Joints. Refer to Inhouse Structural details
  - Paving Type 3 - Plexipave Sports surface - Refer to D02.02, Specifications and Inhouse Structural details
  - Paving Type 4 - Softfall - Refer to D07.01 - D07.02 and Specifications
  - Paving Type 5 - Softfall Mulch - Refer to A/D02.02 and Specifications
  - Paving Type 6 - Mulch - Refer to D03.02 and Specifications
  - Sandpit sand - Refer to A/D04.01 and Specifications
  - Site Walls - Refer to D04.01, D05.01, Specifications and Inhouse Structural details
  - Concrete Stairs, Handrails and Tactile Indicators - Refer to D05.03, D05.04, Specifications and Inhouse Structural details
  - S1 Seat - Refer to D08.01 and Specifications
  - T1 Table and Benches - Refer to D08.02 and Specifications
  - BR Bike Rack - Refer to D08.04 and Specifications
  - BIN Rubbish Bin - Refer to D08.06 and Specifications
  - BBQ BBQ set with coal bins - Refer to D08.03 and Specifications
  - B Bollards - Refer to D08.05 and Specifications
  - ST1 Shelter Type 1 - Refer to D10.01
  - ST2 Shelter Type 2 - Refer to D10.01
  - Fitness Stations - Refer to D07.01 - D07.02 and Specifications

Note:  
This document is Preliminary unless Validated.

DATE	REVIEW	VERIFY	VALIDATE	CLIENT
17.10.14	JW	MV	ED	LEND LEASE

**LEND LEASE**

LEVEL 3, PHILIP STREET  
NEW 2158 PO BOX 4, PARRAMATTA NSW  
EMAIL: @lendlease.com.au  
FACSIMILE (02) 9673 8888  
TELEPHONE (02) 9673 8814

**CLOUSTON Associates**  
LANDSCAPE ARCHITECTS

LEVEL 2, 17 BRIDGE STREET  
SYDNEY NSW 2000  
EMAIL: sydney@clouston.com.au  
FACSIMILE (02) 8272 4968  
TELEPHONE (02) 8272 4969

**J. WYNDHAM PRINCE**  
CONSULTING CIVIL INFRASTRUCTURE ENGINEERS  
& PROJECT MANAGERS

**ACOR** **mbm**  
CONSULTANTS

**INHOUSE CONSULTING ENGINEERS PTY LTD**  
**HARON ROBSON**

NO SCALING OF DRAWINGS  
CONFORMATION OF ALL SERVICES ON SITE

PROJECT: JORDAN SPRINGS  
**VILLAGE OVAL**






CLIENT: LEND LEASE  
DRAWN: JW  
SCALE: 1:250@A1

DRAWING NUMBER: JOR-0003 LA04.01  
REVISION: 01



JOINS TO SHEET LA04.00

SUB-CONSULTANTS

-  Contours - Existing. Refer to JWP details and specification.
-  Contours - Proposed bulk earthworks. Refer to JWP details and specification. NOTE: Spot height levels take president over contours
-  Stormwater Pits. Refer to JWP details and specification.
-  Lighting and Service pits. Refer to Haron Robson details and specification.
-  Subsoil drainage and hydraulics services. Refer to ACOR details and specification.

Turning Path. Refer to JWP details and specifications

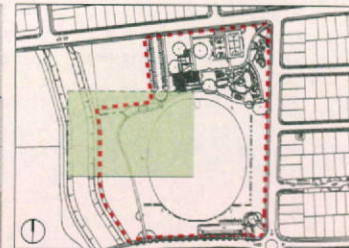
ZONE SUBSTATION

GRASSED MOUND

































For all Stormwater Pits and drainage - Refer to JWP and ACOR details and specification

AFL SPORTS FIELD

Refer to ACOR detail and specification for Oval sub-surface drainage and irrigation



HARDWORKS

-  Site Boundary
-  Spade Edge - Refer to D01.01
-  Softfall Mulch Edge - Refer to D02.02 and Specifications
-  Sports Fence - Refer to D08.08 and Specifications
-  Subsoil Drainage. Refer to B/D09.05, Specifications and ACOR details
-  +43.60 FSL Finished Surface Level
-  +43.60 TOW Top of Wall
-  +43.60 TOS Top of Stair
-  +43.60 BOS Bottom of Stair
-  +43.60 TOR Top of Ramp
-  +43.60 BOR Bottom of Ramp
-  +43.60 SL Sandpit Level
-  +43.60 EX Existing Level
-  Paving Type 1 - Concrete Paving. Paving widths/uses (unless stated): 1500mm - Pedestrian only 2000mm - Pedestrian/Cycle 2500mm - Pedestrian/Cycle/Maintenance. Refer to A/D02.01, Specifications and Inhouse Structural details
-  Paving Type 2 - Concrete Paving. 2500mm learn to ride bike track. Refer to B/D02.01 Specifications and Inhouse Structural details
-  Expansion and Construction Joints. Refer to Inhouse Structural details
-  Paving Type 3 - Plexipave Sports surface - Refer to D02.02, Specifications and Inhouse Structural details
-  Paving Type 4 - Softfall - Refer to D07.01 - D07.02 and Specifications
-  Paving Type 5 - Softfall Mulch - Refer to A/D02.02 and Specifications
-  Paving Type 6 - Mulch - Refer to D03.02 and Specifications
-  Sandpit sand - Refer to A/D04.01 and Specifications
-  Site Walls - Refer to D04.01, D05.01, Specifications and Inhouse Structural details
-  Concrete Stairs, Handrails and Tactile Indicators - Refer to D05.03, D05.04, Specifications and Inhouse Structural details
-  S1 Seat - Refer to D08.01 and Specifications
-  T1 Table and Benches - Refer to D08.02 and Specifications
-  BR Bike Rack - Refer to D08.04 and Specifications
-  BIN Rubbish Bin - Refer to D08.06 and Specifications
-  BBQ BBQ set with coal bins - Refer to D08.03 and Specifications
-  B Bollards - Refer to D08.05 and Specifications
-  ST1 Shelter Type 1 - Refer to D10.01
-  ST2 Shelter Type 2 - Refer to D10.01
-  Fitness Stations - Refer to D07.01 - D07.02 and Specifications

JOINS TO SHEET LA04.03

EXISTING CHANNEL

JOINS TO SHEET LA04.04

Note:  
This document is Preliminary unless Validated.

ISSUE	STATUS	DATE	REVIEW	VERIFY	VALIDATE
01	CONSTRUCTION CERTIFICATE	17.10.14	JW	MW	ED

CLIENT  
**LEND LEASE**  
  
LEVEL 3, PHILIP STREET  
NSW 2150 PO BOX 4, PARRAMATTA NSW  
EMAIL: @lendlease.com.au  
FACSIMILE (02) 9673 8888  
TELEPHONE (02) 9673 8814



LEAD CONSULTANT  
**CLOUSTON Associates**  
LANDSCAPE ARCHITECTS  
  
LEVEL 2, 17 BRIDGE STREET  
SYDNEY NSW 2000  
EMAIL: sydney@clouston.com.au  
FACSIMILE (02) 8272 4966  
TELEPHONE (02) 8272 4969




SUB-CONSULTANTS  
**J. WYNDHAM PRINCE**  
CONSULTING CIVIL INFRASTRUCTURE ENGINEERS  
& PROJECT MANAGERS  
ACOR CONSULTANTS  
mbm CONSULTANTS



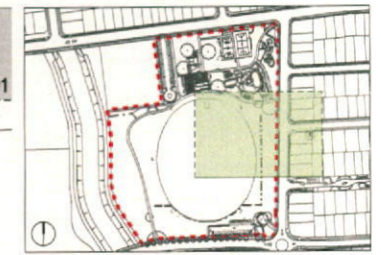
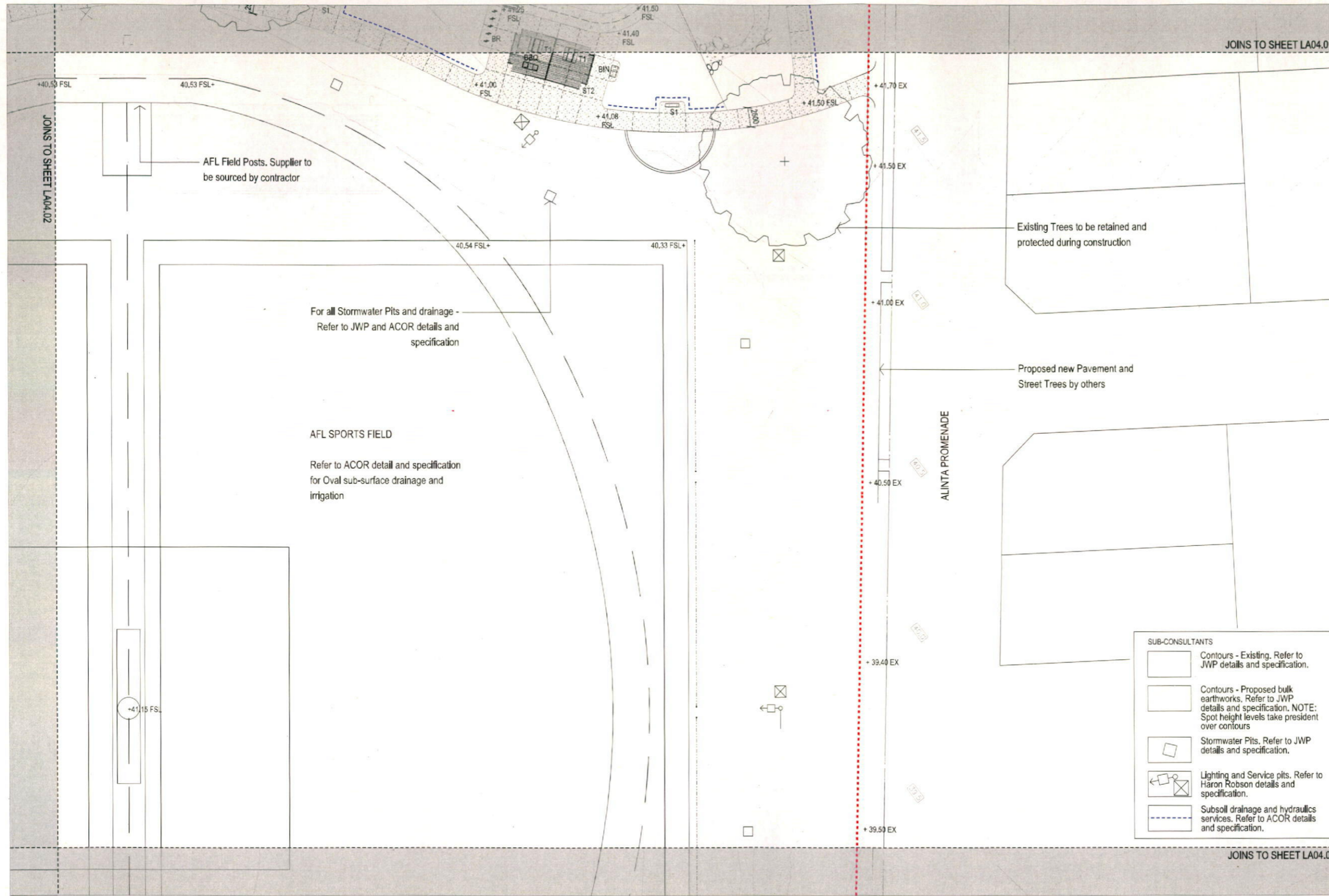
PROJECT JORDAN SPRINGS  
VILLAGE OVAL  
DRAWING TITLE  
HARDWORKS AND SETOUT - SHEET 3 OF 8

NO SCALING OF DRAWINGS  
CONFORMATION OF ALL SERVICES ON SITE



CLIENT <b>LEND LEASE</b>	DRAWN JW	SCALE 1:250@A1
DRAWING NUMBER JOR-0003 LA04.02	ISSUE 01	





- HARDWORKS**
- Site Boundary
  - Spade Edge - Refer to D01.01
  - Softfall Mulch Edge - Refer to D02.02 and Specifications
  - Sports Fence - Refer to D08.08 and Specifications
  - Subsoil Drainage. Refer to B/D09.05, Specifications and ACOR details
- +43.60 FSL Finished Surface Level  
 +43.60 TOW Top of Wall  
 +43.60 TOS Top of Stair  
 +43.60 BOS Bottom of Stair  
 +43.60 TOR Top of Ramp  
 +43.60 BOR Bottom of Ramp  
 +43.60 SL Sandpit Level  
 +43.60 EX Existing Level
- Paving Type 1 - Concrete Paving. Paving widths/uses (unless stated): 1500mm - Pedestrian only 2000mm - Pedestrian/Cycle 2500mm - Pedestrian/Cycle/Maintenance. Refer to A/D02.01, Specifications and Inhouse Structural details  
 Paving Type 2 - Concrete Paving. 2500mm learn to ride bike track. Refer to B/D02.01 Specifications and Inhouse Structural details  
 Expansion and Construction Joints. Refer to Inhouse Structural details  
 Paving Type 3 - Plexipave Sports surface - Refer to D02.02, Specifications and Inhouse Structural details  
 Paving Type 4 - Softfall - Refer to D07.01 - D07.02 and Specifications  
 Paving Type 5 - Softfall Mulch - Refer to A/D02.02 and Specifications  
 Paving Type 6 - Mulch - Refer to D03.02 and Specifications  
 Sandpit sand - Refer to A/D04.01 and Specifications  
 Site Walls - Refer to D04.01, D05.01, Specifications and Inhouse Structural details  
 Concrete Stairs, Handrails and Tactile Indicators - Refer to D05.03, D05.04, Specifications and Inhouse Structural details  
 S1 - Seat - Refer to D08.01 and Specifications  
 T1 - Table and Benches - Refer to D08.02 and Specifications  
 BR - Bike Rack - Refer to D08.04 and Specifications  
 BIN - Rubbish Bin - Refer to D08.06 and Specifications  
 BBQ - BBQ set with coal bins - Refer to D08.03 and Specifications  
 B - Bollards - Refer to D08.05 and Specifications  
 ST1 - Shelter Type 1 - Refer to D10.01  
 ST2 - Shelter Type 2 - Refer to D10.01  
 Fitness Stations - Refer to D07.01 - D07.02 and Specifications

- SUB-CONSULTANTS**
- Contours - Existing. Refer to JWP details and specification.
  - Contours - Proposed bulk earthworks. Refer to JWP details and specification. NOTE: Spot height levels take president over contours
  - Stormwater Pits. Refer to JWP details and specification.
  - Lighting and Service pits. Refer to Haron Robson details and specification.
  - Subsoil drainage and hydraulics services. Refer to ACOR details and specification.

Note:  
This document is Preliminary unless Validated.

ISSUE	STATUS	DATE	REVIEW	VERIFY	VALIDATE
01	CONSTRUCTION CERTIFICATE	17.10.14	JW	MW	ED

CLIENT  
**LEND LEASE**

LEVEL 3, PHILIP STREET  
NSW 2150 PO BOX 4, PARRAMATTA NSW  
EMAIL: @lendlease.com.au  
FACSIMILE (02) 9673 8888  
TELEPHONE (02) 9673 8814



LEAD CONSULTANT  
**CLOUSTON Associates**  
LANDSCAPE ARCHITECTS

LEVEL 2, 17 BRIDGE STREET  
SYDNEY NSW 2000  
EMAIL: sydney@cloustone.com.au  
FACSIMILE (02) 8272 4998  
TELEPHONE (02) 8272 4999



SUB-CONSULTANTS  
**J. WYNDHAM PRINCE**  
CONSULTING CIVIL, INFRASTRUCTURE ENGINEERS  
& PROJECT MANAGERS

10/100 KYLE STREET WESTFIELD NSW 2100  
FACSIMILE (02) 9739 6000  
WWW.WYNDHAMPRINCE.COM.AU



SUB-CONSULTANTS  
**HARON ROBSON**  
CONSULTANTS

10/100 KYLE STREET WESTFIELD NSW 2100  
FACSIMILE (02) 9739 6000  
WWW.HARONROBSON.COM.AU

PROJECT: JORDAN SPRINGS  
**VILLAGE OVAL**

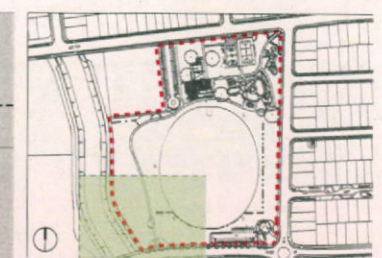
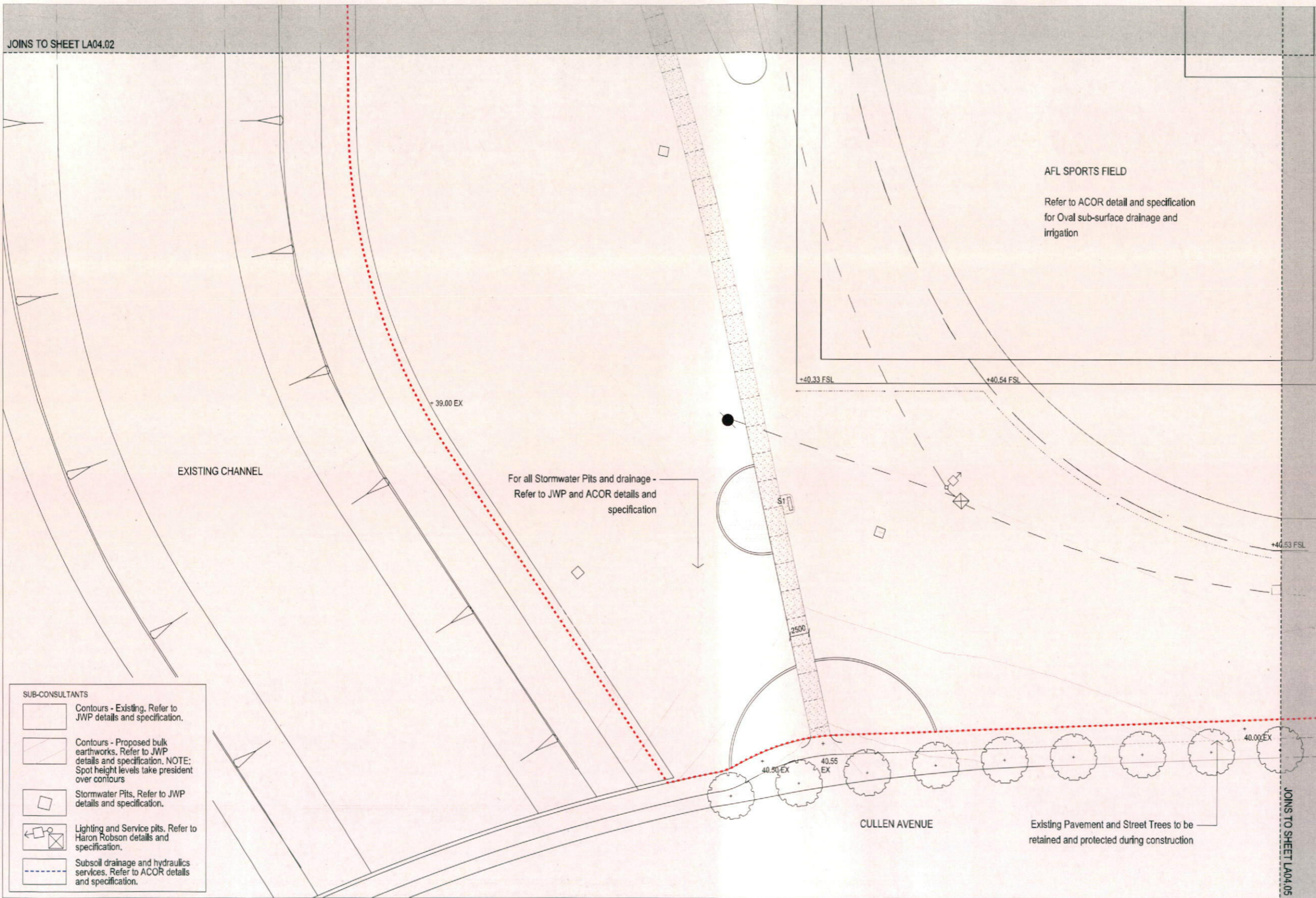
NO SCALING OF DRAWINGS  
CONFORMANCE OF ALL SERVICES ON SITE

DRAWING TITLE  
**HARDWORKS AND SETOUT - SHEET 4 OF 8**

CLIENT <b>LEND LEASE</b>	DRAWN <b>JW</b>	SCALE <b>1:250@A1</b>
DRAWING NUMBER <b>JOR-0003 LA04.03</b>	ISSUE <b>01</b>	



JOINS TO SHEET LA04.02



- HARDWORKS**
- Site Boundary
  - Spade Edge - Refer to D01.01
  - Sofffall Mulch Edge - Refer to D02.02 and Specifications
  - Sports Fence - Refer to D08.08 and Specifications
  - Subsoil Drainage. Refer to B/D09.05, Specifications and ACOR details
- +43.60 FSL Finished Surface Level  
 +43.60 TOW Top of Wall  
 +43.60 TOS Top of Stair  
 +43.60 BOS Bottom of Stair  
 +43.60 TOR Top of Ramp  
 +43.60 BOR Bottom of Ramp  
 +43.60 SL Sandpit Level  
 +43.60 EX Existing Level
- Paving Type 1 - Concrete Paving. Paving widths/uses (unless stated): 1500mm - Pedestrian only 2000mm - Pedestrian/Cycle 2500mm - Pedestrian/Cycle/Maintenance. Refer to A/D02.01, Specifications and Inhouse Structural details
  - Paving Type 2 - Concrete Paving, 2500mm learn to ride bike track. Refer to B/D02.01 Specifications and Inhouse Structural details
  - Expansion and Construction Joints. Refer to Inhouse Structural details
  - Paving Type 3 - Plexipave Sports surface - Refer to D02.02, Specifications and Inhouse Structural details
  - Paving Type 4 - Sofffall - Refer to D07.01 - D07.02 and Specifications
  - Paving Type 5 - Sofffall Mulch - Refer to A/D02.02 and Specifications
  - Paving Type 6 - Mulch - Refer to D03.02 and Specifications
  - Sandpit sand - Refer to A/D04.01 and Specifications
  - Site Walls - Refer to D04.01, D05.01, Specifications and Inhouse Structural details
  - Concrete Stairs, Handrails and Tactile Indicators - Refer to D05.03, D05.04, Specifications and Inhouse Structural details
  - S1 ■ Seat - Refer to D08.01 and Specifications
  - T1 ■ Table and Benches - Refer to D08.02 and Specifications
  - BR ■ Bike Rack - Refer to D08.04 and Specifications
  - BIN ■ Rubbish Bin - Refer to D08.06 and Specifications
  - BBQ ■ BBQ set with coal bins - Refer to D08.03 and Specifications
  - B ■ Bollards - Refer to D08.05 and Specifications
  - ST1 ■ Shelter Type 1 - Refer to D10.01
  - ST2 ■ Shelter Type 2 - Refer to D10.01
  - Fitness Stations - Refer to D07.01 - D07.02 and Specifications

- SUB-CONSULTANTS**
- Contours - Existing. Refer to JWP details and specification.
  - Contours - Proposed bulk earthworks. Refer to JWP details and specification. NOTE: Spot height levels take president over contours
  - Stormwater Pits. Refer to JWP details and specification.
  - Lighting and Service pits. Refer to Haron Robson details and specification.
  - Subsoil drainage and hydraulics services. Refer to ACOR details and specification.

Note:  
This document is Preliminary unless Validated.

ISSUE	STATUS	DATE	REVIEW	VERIFY	VALIDATE
01	CONSTRUCTION CERTIFICATE	17.10.14	JW	MW	ED

**CLIENT**  
**LEND LEASE**

LEVEL 3, PHILIP STREET  
NEW 2150 PO BOX 4, PARRAMATTA NSW  
EMAIL: @lendlease.com.au  
FACSIMILE (02) 9673 8888  
TELEPHONE (02) 9673 8814



**LEAD CONSULTANT**  
**CLOUSTON Associates**  
LANDSCAPE ARCHITECTS

LEVEL 2, 17 BRIDGE STREET  
SYDNEY NSW 2000  
EMAIL: sydney@clouston.com.au  
FACSIMILE (02) 9272 4998  
TELEPHONE (02) 9272 4969




**SUB-CONSULTANTS**

**J. WYNDHAM PRINCE**  
CONSULTING CIVIL INFRASTRUCTURE ENGINEERS & PROJECT MANAGERS

**ACOR** **mbm**  
CONSULTANTS

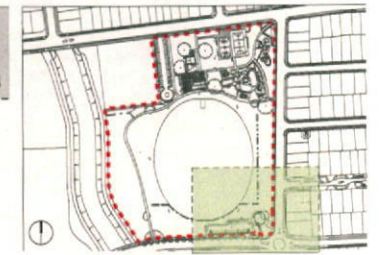
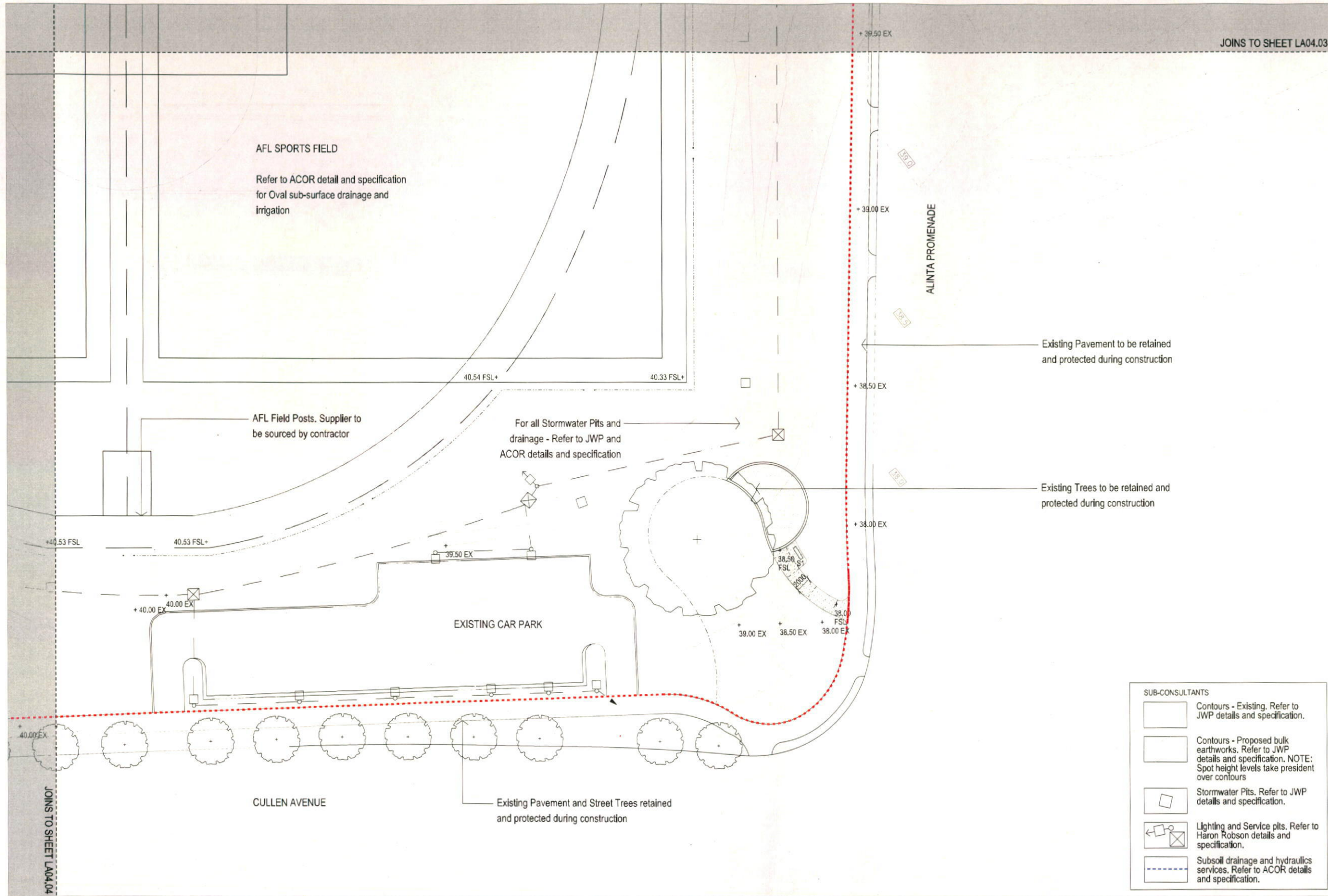
**Inhouse Consulting Engineers Pty Ltd**  
**HARON ROBSON**  
CONSULTANTS

**PROJECT** JORDAN SPRINGS VILLAGE OVAL  
**DRAWING TITLE** HARDWORKS AND SETOUT - SHEET 5 OF 8



<b>CLIENT</b> LEND LEASE	<b>DRAWN</b> JW	<b>SCALE</b> 1:250@A1
<b>DRAWING NUMBER</b> JOR-0003 LA04.04	<b>ISSUE</b> 01	





- HARDWORKS**
- Site Boundary
  - Spade Edge - Refer to D01.01
  - Sofffall Mulch Edge - Refer to D02.02 and Specifications
  - Sports Fence - Refer to D08.08 and Specifications
  - Subsoil Drainage. Refer to B/D09.05, Specifications and ACOR details
- ELEVATIONS**
- +43.60 FSL Finished Surface Level
  - +43.60 TOW Top of Wall
  - +43.60 TOS Top of Stair
  - +43.60 BOS Bottom of Stair
  - +43.60 TOR Top of Ramp
  - +43.60 BOR Bottom of Ramp
  - +43.60 SL Sandpit Level
  - +43.60 EX Existing Level
- PAVING TYPES**
- Paving Type 1 - Concrete Paving. Paving widths/uses (unless stated): 1500mm - Pedestrian only 2000mm - Pedestrian/Cycle 2500mm - Pedestrian/Cycle/Maintenance. Refer to A/D02.01, Specifications and Inhouse Structural details
  - Paving Type 2 - Concrete Paving. 2500mm learn to ride bike track. Refer to B/D02.01 Specifications and Inhouse Structural details
  - Paving Type 3 - Plexipave Sports surface - Refer to D02.02, Specifications and Inhouse Structural details
  - Paving Type 4 - Softfall - Refer to D07.01 - D07.02 and Specifications
  - Paving Type 5 - Softfall Mulch - Refer to A/D02.02 and Specifications
  - Paving Type 6 - Mulch - Refer to D03.02 and Specifications
- OTHER HARDWARE**
- Sandpit sand - Refer to A/D04.01 and Specifications
  - Site Walls - Refer to D04.01, D05.01, Specifications and Inhouse Structural details
  - Concrete Stairs, Handrails and Tactile Indicators - Refer to D05.03, D05.04, Specifications and Inhouse Structural details
  - Seat - Refer to D08.01 and Specifications
  - Table and Benches - Refer to D08.02 and Specifications
  - Bike Rack - Refer to D08.04 and Specifications
  - Rubbish Bin - Refer to D08.06 and Specifications
  - BBQ set with coal bins - Refer to D08.03 and Specifications
  - Bollards - Refer to D08.05 and Specifications
  - Shelter Type 1 - Refer to D10.01
  - Shelter Type 2 - Refer to D10.01
  - Fitness Stations - Refer to D07.01 - D07.02 and Specifications

- SUB-CONSULTANTS**
- Contours - Existing. Refer to JWP details and specification.
  - Contours - Proposed bulk earthworks. Refer to JWP details and specification. NOTE: Spot height levels take president over contours
  - Stormwater Pits. Refer to JWP details and specification.
  - Lighting and Service pits. Refer to Haron Robson details and specification.
  - Subsoil drainage and hydraulics services. Refer to ACOR details and specification.

Note:  
This document is Preliminary unless Validated.

NO.	STATUS	DATE	REVIEW	VERIFY	VALIDATE
01	CONSTRUCTION CERTIFICATE	17.10.14	JW	MV	ED

**CLIENT**  
**LEND LEASE**  
LEVEL 3, PHILIP STREET  
NSW 2150 PO BOX 4, PARRAMATTA NSW  
EMAIL: @lendlease.com.au  
FACSIMILE (02) 9673 8888  
TELEPHONE (02) 9673 8814



**LEAD CONSULTANT**  
**CLOUSTON Associates**  
LANDSCAPE ARCHITECTS  
LEVEL 2, 17 BRIDGE STREET  
SYDNEY NSW 2000  
EMAIL: sydney@clouston.com.au  
FACSIMILE (02) 8272 4968  
TELEPHONE (02) 8272 4999




**SUB-CONSULTANTS**  
**J. WYNDHAM PRINCE**  
CONSULTING CIVIL INFRASTRUCTURE ENGINEERS  
& PROJECT MANAGERS  
10 NEW YORK PROMENADE ADELAIDE NSW 2100  
FACSIMILE (02) 922 4728 2100  
TELEPHONE (02) 922 4728 2100



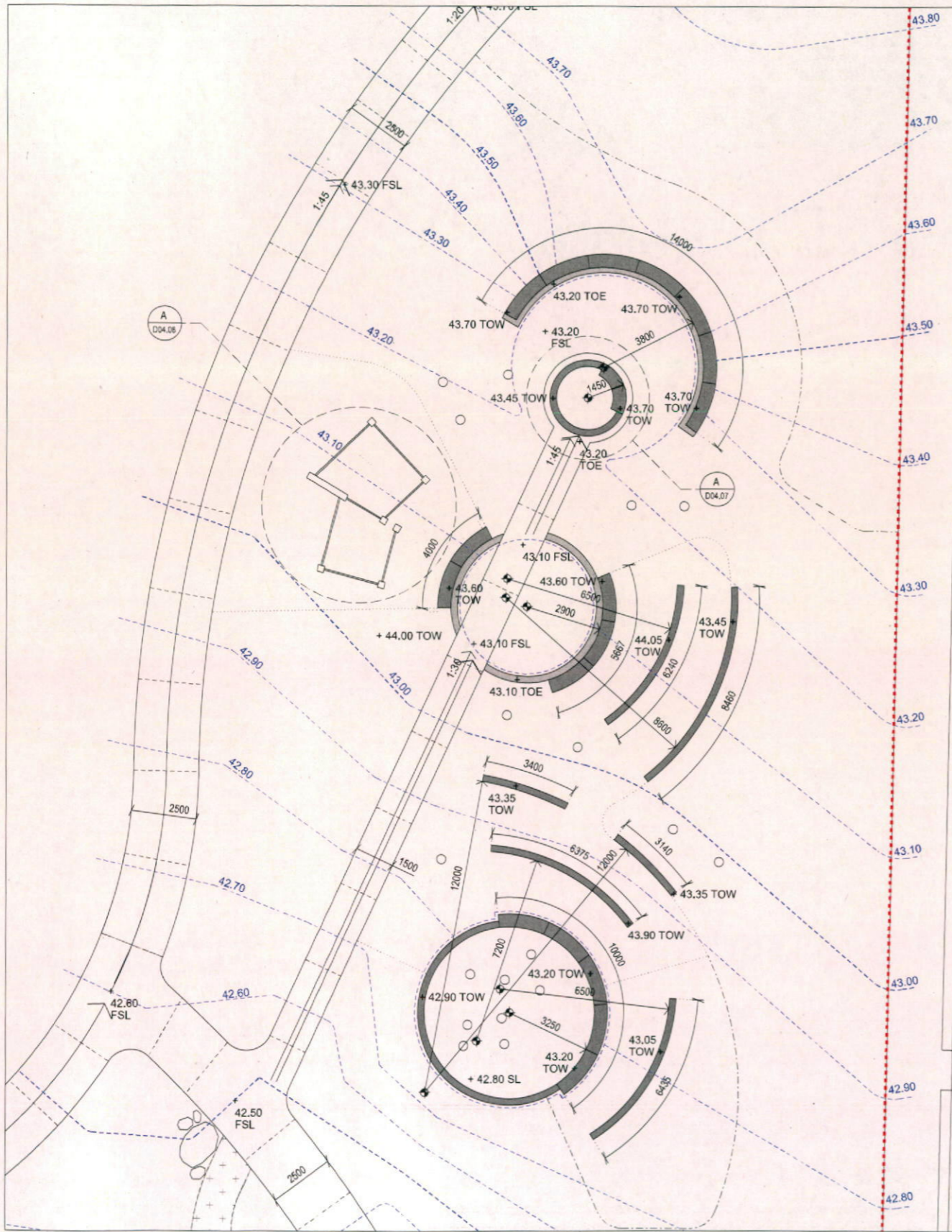
**SUB-CONSULTANTS**  
**HARON ROBSON**  
LIGHTING CONSULTANTS  
1/100 WYNDHAM STREET SYDNEY NSW 2000  
FACSIMILE (02) 922 4728 2100  
TELEPHONE (02) 922 4728 2100

**PROJECT** JORDAN SPRINGS  
**VILLAGE OVAL**  
**DRAWING TITLE** HARDWORKS AND SETOUT - SHEET 6 OF 8

<b>CLIENT</b> LEND LEASE	<b>DRAWN</b> JW	<b>SCALE</b> 1:250@A1
<b>DRAWING NUMBER</b> JOR-0003 LA04.05	<b>REVISION</b> 01	







- PARKOUR**
- Site Boundary
  - +43.60 FSL Finish Surface
  - +43.60 TOW Top of Wall
  - +43.60 TOE Top of Concrete edge
  - +43.60 SL Sand Level
  - Setout Radius
  - Pavement slope
  - Contours - NEW
  - Concrete Walls - Refer to D04.01, specification and Inhouse Engineers detail and specification
  - Sandstone Walls - Refer to D04.01, specification and Inhouse Engineers detail and specification
  - Hardwood Posts - Refer to D04.06, specification and Inhouse Engineers detail and specification
  - Spade Edge - Refer to detail A/D01.01
  - Softfall mulch edge - Refer to detail A/D02.02 and specification

Note:  
This document is Preliminary unless Validated.

REV	STATUS	DATE	REVISION	BY	VALIDATED
01	CONSTRUCTION CERTIFICATE	17.10.14	JW	MW	ED

**CLIENT**  
**LEND LEASE**

LEVEL 3, PHILIP STREET  
NSW 2150 PO BOX 4, PARRAMATTA NSW  
EMAIL: @lendlease.com.au  
FACSIMILE (02) 9673 8888  
TELEPHONE (02) 9673 8814



**LEAD CONSULTANT**  
**CLOUSTON Associates**  
LANDSCAPE ARCHITECTS

LEVEL 2, 17 BRIDGE STREET  
SYDNEY NSW 2000  
EMAIL: sydney@clouston.com.au  
FACSIMILE (02) 8272 4988  
TELEPHONE (02) 8272 4969



**SUB-CONSULTANTS**

**J. WYNDHAM PRINCE**  
CONSULTING CIVIL INFRASTRUCTURE ENGINEERS  
& PROJECT MANAGERS

**Ac OR** **mbm**  
CONSULTANTS

**labour Consulting Engineers Pty Ltd**  
**HARON ROBSON**

**PROJECT** JORDAN SPRINGS  
**VILLAGE OVAL**

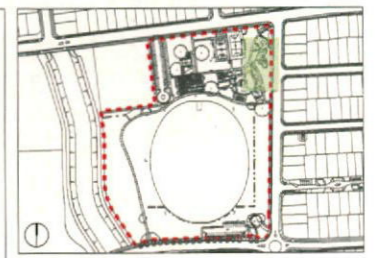
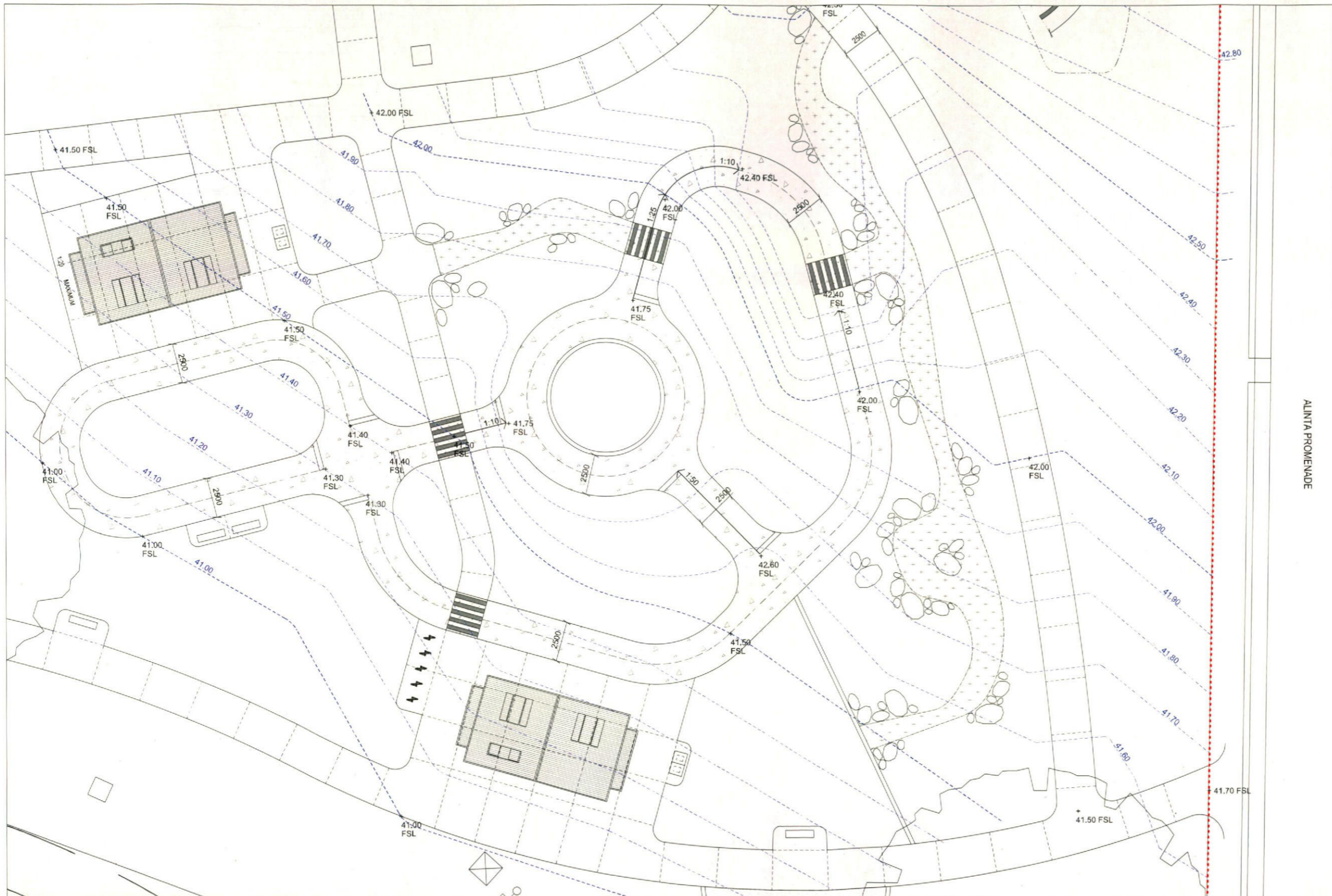
**CLIENT** LEND LEASE  
**DRAWN** JW  
**SCALE** 1:100@A3

**DRAWING TITLE**  
**HARDWORKS AND SETOUT - SHEET 7 OF 8**

**DRAWING NUMBER** JOR-0003 LA04.06  
**ISSUE** 01







- PARKOUR**
- - - - - Site Boundary
  - +43.60 FSL Finish Surface
  - +43.60 TOW Top of Wall
  - +43.60 TOE Top of Concrete edge
  - +43.60 SL Sand Level
  - 1:80 Pavement slope
  - - - - - Contours - NEW
  - Spade Edge - Refer to detail A/D01.01
  - Softfall mulch edge - Refer to detail A/D02.02 and specification

ALINTIA PROMENADE

Note:  
This document is Preliminary unless Validated.

ISSUE	STATUS	DATE	REVIEW	CHECK	VALIDATE
01	CONSTRUCTION CERTIFICATE	17.10.14	JW	MW	ED

CLIENT  
**LEND LEASE**  
LEVEL 3, PHILLIP STREET  
NSW 2156 PO BOX 4, PARRAMATTA NSW  
EMAIL: [info@lendlease.com.au](mailto:info@lendlease.com.au)  
FACSIMILE: (02) 9673 8688  
TELEPHONE: (02) 9673 8814



LEAD CONSULTANT  
**CLOUSTON Associates**  
LANDSCAPE ARCHITECTS  
LEVEL 2 17 BRIDGE STREET  
SYDNEY NSW 2000  
EMAIL: [sydney@clouston.com.au](mailto:sydney@clouston.com.au)  
FACSIMILE: (02) 8272 4998  
TELEPHONE: (02) 8272 4969



SUB-CONSULTANTS  
**J. WYNDHAM PRINCE**  
CONSULTING CIVIL INFRASTRUCTURE ENGINEERS  
& PROJECT MANAGERS  
10/100 STATION STREET SYDNEY NSW 2000  
FACSIMILE: (02) 9210 4100  
TELEPHONE: (02) 9210 4100



NO SCALING OF DRAWINGS  
CONFORMATION OF ALL SERVICES ON SITE

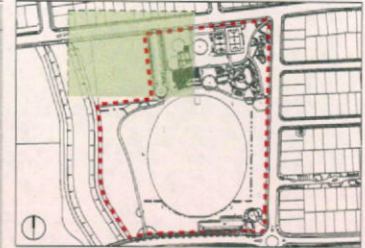
PROJECT: JORDAN SPRINGS  
**VILLAGE OVAL**  
DRAWING TITLE:  
**HARDWORKS AND SETOUT - SHEET 8 OF 8**

CLIENT  
**LEND LEASE**  
DRAWING NUMBER  
**JOR-0003 LA04.07**

DRAWN  
**JW**  
SCALE  
**1:120@A1**  
ISSUE  
**01**







- SOFTWORKS**
- Site Boundary
  - Existing Surveyed Tree to be retained and protected. Refer to D09.01 and Specification.
  - Turf. Refer to A/D09.05 and Specification
  - Mass Planting (Grasses, Groundcover and shrubs). Refer to A/D09.04 and Specification
  - Grass seeding. Refer to C-D09.05 and specification
  - Ornamental Planting. Refer to B/D09.04
  - Existing planting. Retain and protect
  - Tree planting. Refer to D09.02, D09.03 and Specification

- NOTES:**
- Plant in staggered rows
  - Space plants evenly to fill planting areas
  - Set Plants 300mm off path.
  - Refer plant schedule LA05.06
  - Plant quantities shown on plans take precedence over numbers on plant schedule.
  - Mixed beds to be planted in groups of 7-15.

Note:  
This document is Preliminary unless Validated.

REV#	STATUS	DATE	REVIEW	VERIFY	VALIDATE
01	CONSTRUCTION CERTIFICATE	17.10.14	JW	MV	ED

**CLIENT**  
**LEND LEASE**  
  
LEVEL 3, PHILIP STREET  
NSW 2150 PO BOX 4, PARRAMATTA NSW  
EMAIL: @lendlease.com.au  
FACSIMILE (02) 9673 8888  
TELEPHONE (02) 9673 8814



**LEAD CONSULTANT**  
**CLOUSTON Associates**  
LANDSCAPE ARCHITECTS  
  
LEVEL 2, 17 BRIDGE STREET  
SYDNEY NSW 2000  
EMAIL: sydney@clouston.com.au  
FACSIMILE (02) 8272 4998  
TELEPHONE (02) 8272 4989



**SUB-CONSULTANTS**  
**J. WYNDHAM PRINCE**  
CONSULTING CIVIL INFRASTRUCTURE ENGINEERS  
& PROJECT MANAGERS  
AC OR mbm CONSULTANTS  
**HARON ROBSON**  
CONSULTANTS

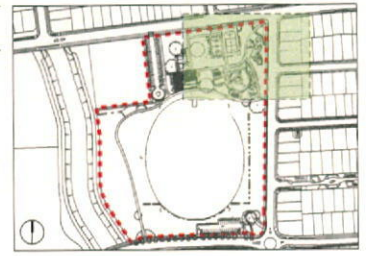
PROJECT: JORDAN SPRINGS  
**VILLAGE OVAL**  
DRAWING TITLE:  
**SOFTWORKS - SHEET 1 OF 6**

NO SCALING OF DRAWINGS  
CONFORMATION OF ALL SERVICES ON SITE

0 5 10 25m

CLIENT: **LEND LEASE**  
DRAWN: **JW**  
SCALE: **1:250@A1**  
DRAWING NUMBER: **JOR-0003 LA05.00**  
ISSUE: **01**





- SOFTWORKS**
- Site Boundary
  - Existing Surveyed Tree to be retained and protected. Refer to D09.01 and Specification.
  - Turf. Refer to A/D09.05 and Specification
  - Mass Planting (Grasses, Groundcover and shrubs). Refer to A/D09.04 and Specification
  - Grass seeding. Refer to C-D09.05 and specification
  - Ornamental Planting. Refer to B/D09.04
  - Existing planting. Retain and protect
  - Tree planting. Refer to D09.02, D09.03 and Specification

- NOTES:**
- Plant in staggered rows
  - Space plants evenly to fill planting areas
  - Set Plants 300mm off path.
  - Refer plant schedule LA05.06
  - Plant quantities shown on plans take precedence over numbers on plant schedule.
  - Mixed beds to be planted in groups of 7-15.

Note:  
This document is Preliminary unless Validated.

ISSUE	STATUS	DATE	REVIEW	VERIFY	VALIDATE
01	CONSTRUCTION CERTIFICATE	17.10.14	JW	MW	ED

**CLIENT**  
**LEND LEASE**

LEVEL 3, PHILIP STREET  
NSW 2150 PO BOX 4, PARRAMATTA NSW  
EMAIL: @lendlease.com.au  
FACSIMILE (02) 9673 8888  
TELEPHONE (02) 9673 8814

**LAND CONSULTANT**  
**CLOUSTON Associates**  
LANDSCAPE ARCHITECTS

LEVEL 2, 17 BRIDGE STREET  
SYDNEY NSW 2000  
EMAIL: sydney@clouston.com.au  
FACSIMILE (02) 8272 4998  
TELEPHONE (02) 8272 4999

**SUB-CONSULTANTS**

**J. WYNDHAM PRINCE**  
CONSULTING CIVIL INFRASTRUCTURE ENGINEERS  
& PROJECT MANAGERS

**ACOR** CONSULTANTS

**mbm**

**HARON ROBSON**  
Inhouse Consulting Engineers Pty Ltd

NO SCALING OF DRAWINGS  
CONFORMATION OF ALL SERVICES ON SITE

0 8 15 24 30 40 80m

**PROJECT** JORDAN SPRINGS  
**VILLAGE OVAL**

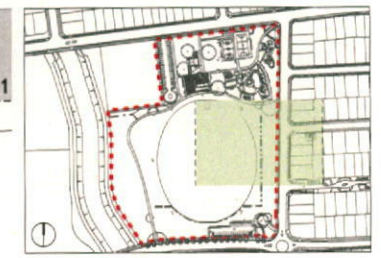
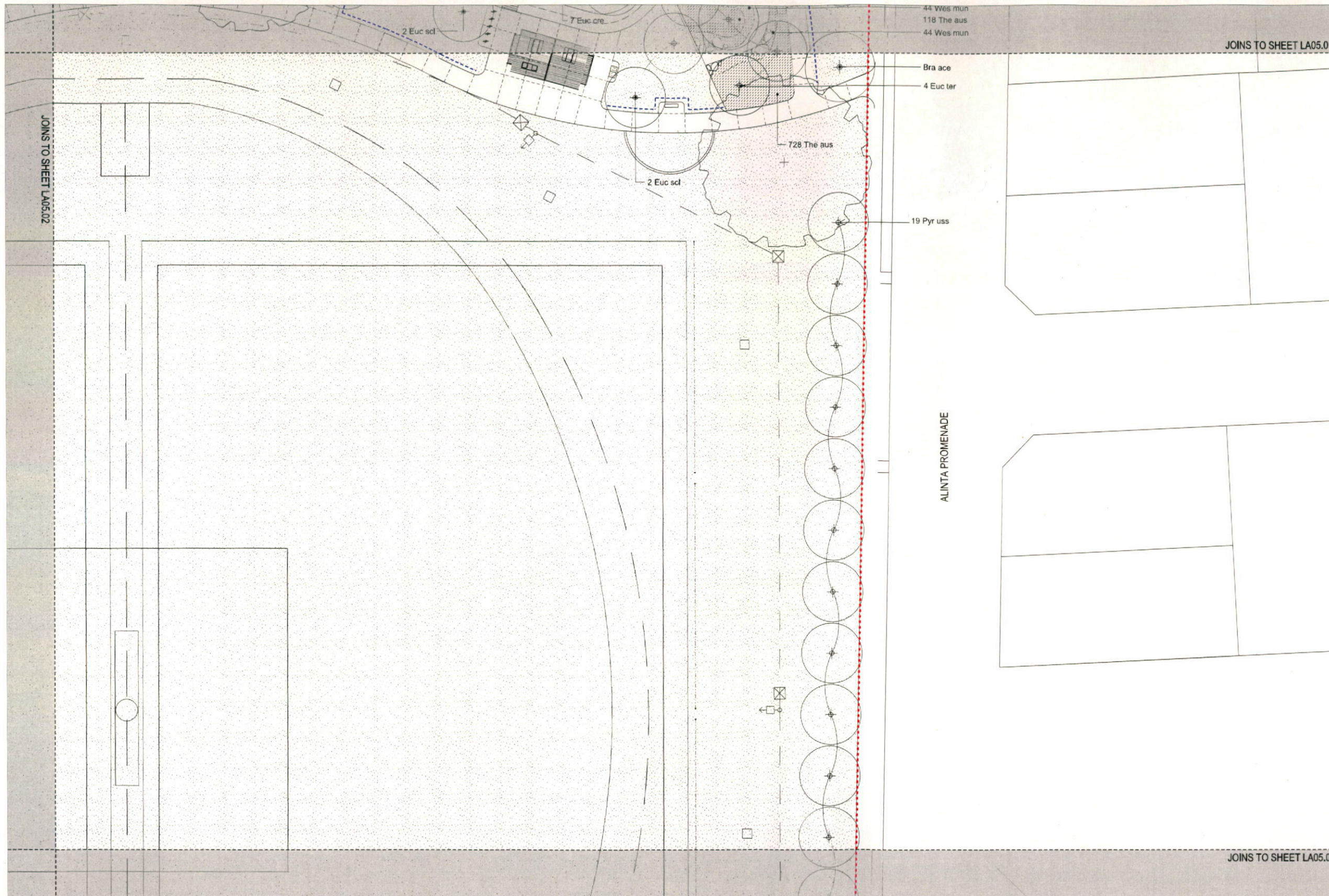
**CLIENT** LEND LEASE  
**DRAWN** JW  
**SCALE** 1:250@A1

**DRAWING TITLE** SOFTWORKS - SHEET 2 OF 6  
**DRAWING NUMBER** JOR-0003 LA05.01  
**ISSUE** 01









- SOFTWORKS**
- Site Boundary
  - Existing Surveyed Tree to be retained and protected. Refer to D09.01 and Specification.
  - Turf. Refer to A/D09.05 and Specification
  - Mass Planting (Grasses, Groundcover and shrubs). Refer to A/D09.04 and Specification
  - Grass seeding. Refer to C-D09.05 and specification
  - Ornamental Planting. Refer to B/D09.04
  - Existing planting. Retain and protect
  - Tree planting. Refer to D09.02, D09.03 and Specification

- NOTES:**
- Plant in staggered rows
  - Space plants evenly to fill planting areas
  - Set Plants 300mm off path.
  - Refer plant schedule LA05.06
  - Plant quantities shown on plans take precedence over numbers on plant schedule.
  - Mixed beds to be planted in groups of 7-15.

Note:  
This document is Preliminary unless Validated.

ISSUE	STATUS	DATE	REVIEW	VERIFY	VALIDATE
01	CONSTRUCTION CERTIFICATE	17.10.14	JW	MW	ED

**CLIENT**  
**LEND LEASE**  
  
LEVEL 3, PHILIP STREET  
NSW 2150 PO BOX 4, PARRAMATTA NSW  
EMAIL: [info@lendlease.com.au](mailto:info@lendlease.com.au)  
FACSIMILE (02) 9673 8858  
TELEPHONE (02) 9673 8814



**LEAD CONSULTANT**  
**CLOUSTON Associates**  
LANDSCAPE ARCHITECTS  
  
LEVEL 2, 17 BRIDGE STREET  
SYDNEY NSW 2000  
EMAIL: [sydney@clouston.com.au](mailto:sydney@clouston.com.au)  
FACSIMILE (02) 8272 4998  
TELEPHONE (02) 8272 4999



**SUB-CONSULTANTS**  
**J. WYNDHAM PRINCE**  
CONSULTING CIVIL INFRASTRUCTURE ENGINEERS  
& PROJECT MANAGERS  
  
ACOR CONSULTANTS  
mbm  
Inhouse Consulting Engineers Pty Ltd  
HARON ROBSON



NO SCALING OF DRAWINGS  
CONFORMATION OF ALL SERVICES ON SITE

PROJECT JORDAN SPRINGS  
VILLAGE OVAL

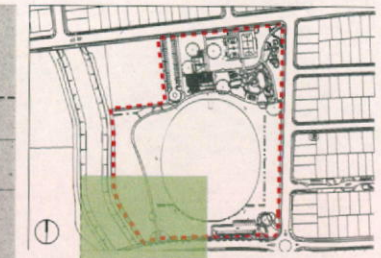
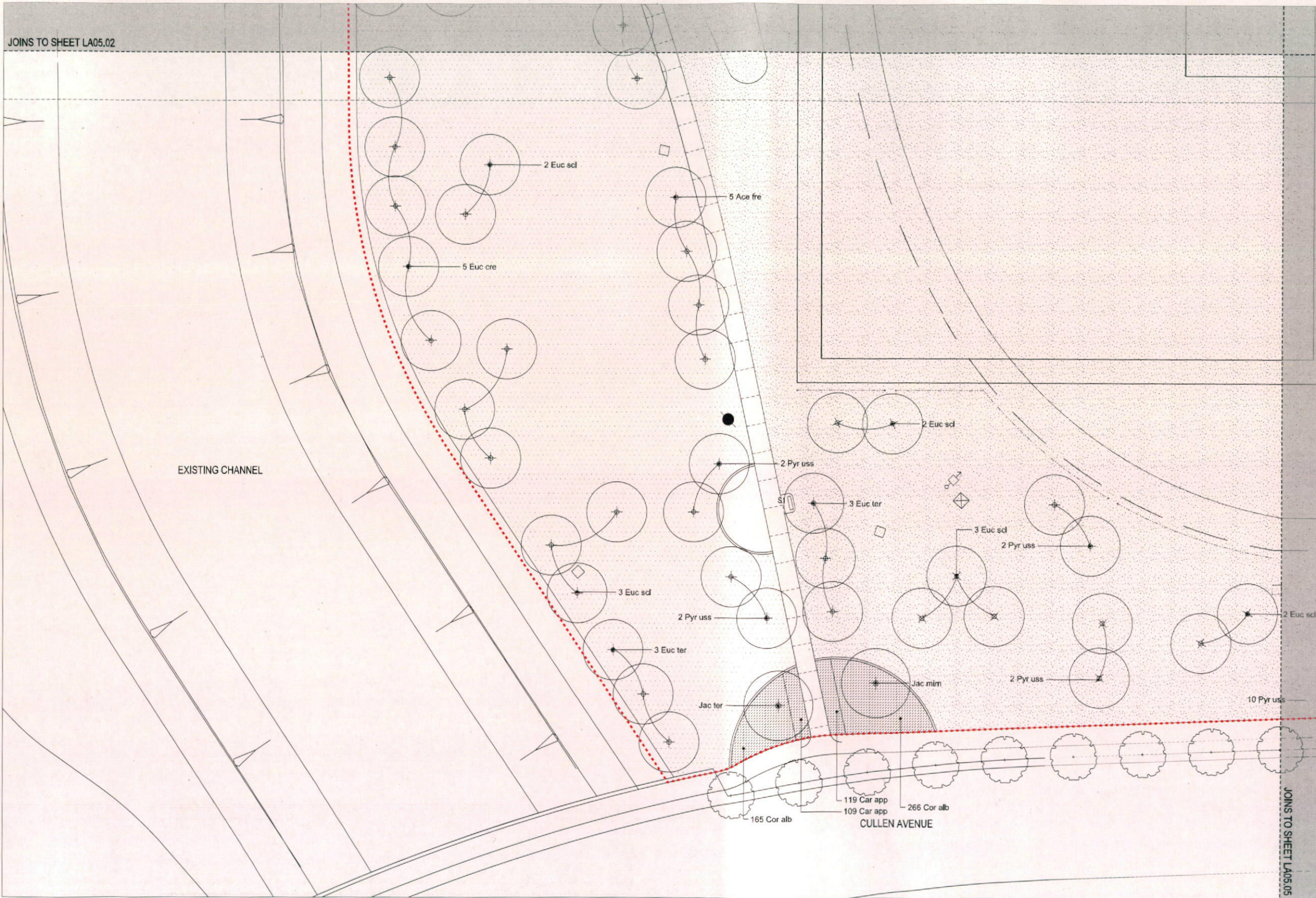
DRAWING TITLE  
SOFTWORKS - SHEET 4 OF 6



<b>CLIENT</b> LEND LEASE	<b>DRAWN</b> JW	<b>SCALE</b> 1:250@A1
<b>DRAWING NUMBER</b> JOR-0003 LA05.03	<b>ISSUE</b> 01	



JOINS TO SHEET LA05.02



- SOFTWORKS**
- Site Boundary
  - Existing Surveyed Tree to be retained and protected. Refer to D09.01 and Specification.
  - Turf. Refer to A/D09.05 and Specification
  - Mass Planting (Grasses, Groundcover and shrubs). Refer to A/D09.04 and Specification
  - Grass seeding. Refer to C-D09.05 and specification
  - Ornamental Planting. Refer to B/D09.04
  - Existing planting. Retain and protect
  - Tree planting. Refer to D09.02, D09.03 and Specification

- NOTES:**
- Plant in staggered rows
  - Space plants evenly to fill planting areas
  - Set Plants 300mm off path.
  - Refer plant schedule LA05.06
  - Plant quantities shown on plans take precedence over numbers on plant schedule.
  - Mixed beds to be planted in groups of 7-15.

JOINS TO SHEET LA05.05

Note:  
This document is Preliminary unless Validated.

ISSUE	STATUS	DATE	REVIEW	VERIFY	VALIDATE
01	CONSTRUCTION CERTIFICATE	12.10.14	JW	MV	ED

**CLIENT**  
**LEND LEASE**  
LEVEL 3, PHILIP STREET  
NSW 2150 PO BOX 4, PARRAMATTA NSW  
EMAIL: @lendlease.com.au  
FACSIMILE (02) 9673 8888  
TELEPHONE (02) 9673 8814



**LEAD CONSULTANT**  
**CLOUSTON Associates**  
LANDSCAPE ARCHITECTS  
LEVEL 2, 17 BRIDGE STREET  
SYDNEY NSW 2000  
EMAIL: sydney@clouston.com.au  
FACSIMILE (02) 9272 4998  
TELEPHONE (02) 6272 4969



**SUBCONSULTANTS**  
**J. WYNDHAM PRINCE**  
CONSULTING CIVIL INFRASTRUCTURE ENGINEERS  
& PROJECT MANAGERS  
15 Bay View Road, West Ryde NSW 2114  
FACSIMILE (02) 9389 4100  
www.jwprince.com.au



**Subson Consulting Engineers Pty Ltd**

**HARON ROBSON**

NO SCALING OF DRAWINGS  
CONFORMATION OF ALL SERVICES ON SITE

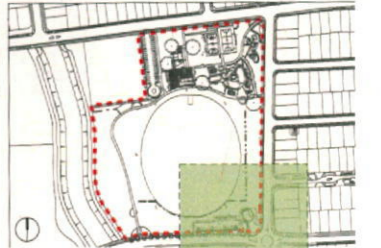


PROJECT: JORDAN SPRINGS  
VILLAGE OVAL  
DRAWING TITLE:  
SOFTWORKS - SHEET 5 OF 6

CLIENT: LEND LEASE  
DRAWN: JW  
SCALE: 1:250@A1  
DRAWING NUMBER: JOR-0003 LA05.04  
ISSUE: 01

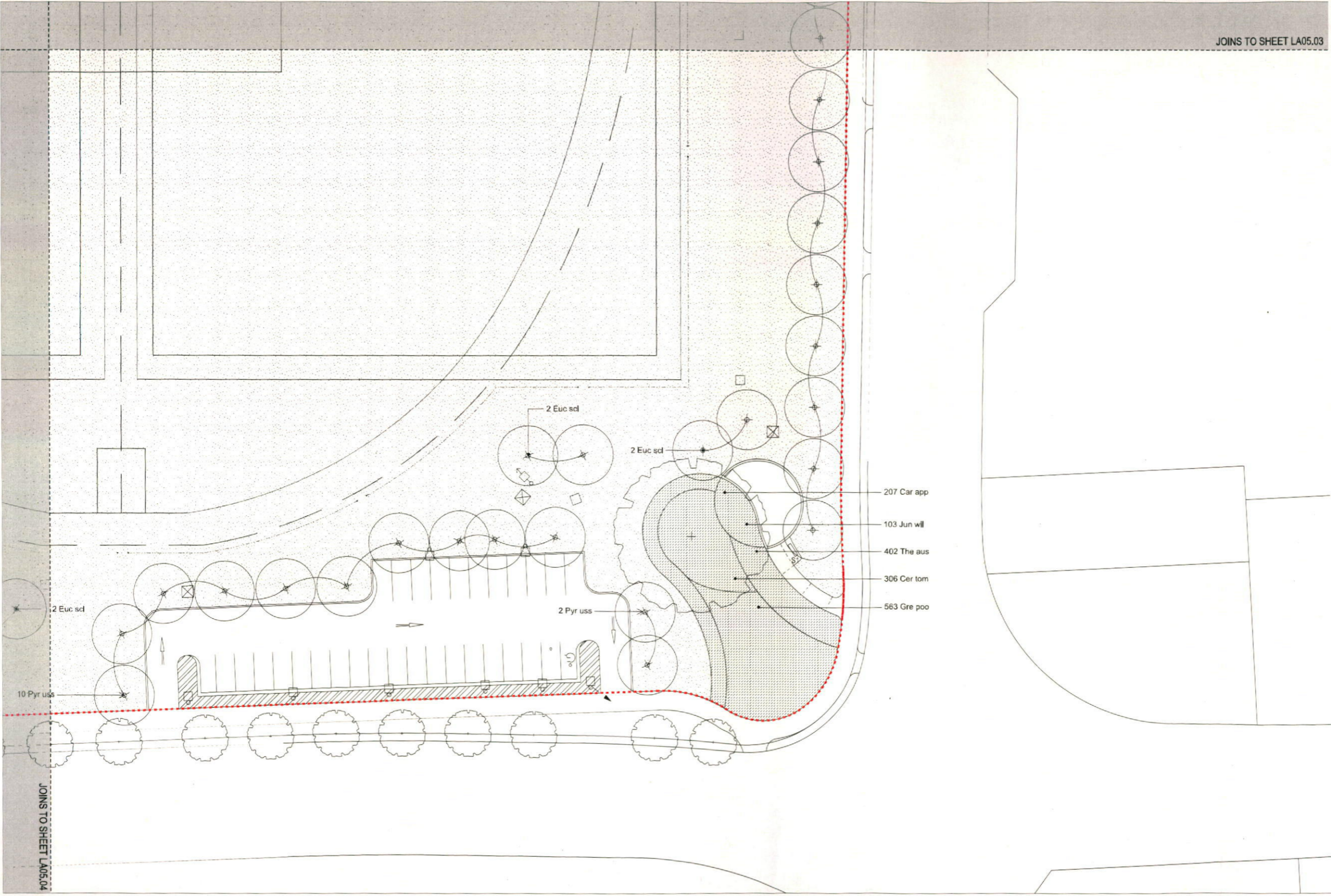


JOINS TO SHEET LA05.03



- SOFTWORKS**
- Site Boundary
  - Existing Surveyed Tree to be retained and protected. Refer to D09.01 and Specification.
  - Turf. Refer to A/D09.05 and Specification
  - Mass Planting (Grasses, Groundcover and shrubs). Refer to A/D09.04 and Specification
  - Grass seeding. Refer to C-D09.05 and specification
  - Ornamental Planting. Refer to B/D09.04
  - Existing planting. Retain and protect
  - Tree planting. Refer to D09.02, D09.03 and Specification

- NOTES:**
- Plant in staggered rows
  - Space plants evenly to fill planting areas
  - Set Plants 300mm off path.
  - Refer plant schedule LA05.06
  - Plant quantities shown on plans take precedence over numbers on plant schedule.
  - Mixed beds to be planted in groups of 7-15.



Note:  
This document is Preliminary unless Validated.

ISSUE	STATUS	DATE	REVIEW	VERIFY	VALIDATE
01	CONSTRUCTION CERTIFICATE	17.10.14	JW	MV	ED

**CLIENT**  
**LEND LEASE**  
  
LEVEL 3, PHILIP STREET  
NSW 2156 PO BOX 4, PARRAMATTA NSW  
EMAIL: @lendlease.com.au  
FACSIMILE (02) 9673 8888  
TELEPHONE (02) 9673 8814



**LEAD CONSULTANT**  
**CLOUSTON Associates**  
LANDSCAPE ARCHITECTS  
  
LEVEL 2, 17 BRIDGE STREET  
SYDNEY NSW 2000  
EMAIL: sydney@clouston.com.au  
FACSIMILE (02) 9272 4998  
TELEPHONE (02) 9272 4999



**SUB-CONSULTANTS**  
**J. WYNDHAM PRINCE**  
CONSULTING CIVIL INFRASTRUCTURE ENGINEERS  
& PROJECT MANAGERS  
PO BOX 4388 PARRAMATTA NSW 2150  
FACSIMILE (02) 9673 8888  
TELEPHONE (02) 9673 8814



**PROJECT** JORDAN SPRINGS  
**VILLAGE OVAL**  
**DRAWING TITLE** SOFTWORKS - SHEET 6 OF 6

NO SCALING OF DRAWINGS  
CONFORMATION OF ALL SERVICES ON SITE



<b>CLIENT</b> LEND LEASE	<b>DRAWN</b> JW	<b>SCALE</b> 1:250@A1
<b>DRAWING NUMBER</b> JOR-0003 LA05.05	<b>ISSUE</b> 01	



**PLANT SCHEDULE - JORDAN SPRINGS - VILLAGE OVAL**

CODE	BOTANICAL NAME	COMMON NAME	Indicative mature height (metre)	Indicative mature width (metre)	Height at Supply	Pot Sizes	Indicative densities (p/m <sup>2</sup> )	GRAND TOTALS
<b>TREES</b>								
Ace fre	<i>Acer freemanii</i> 'Autumn Blaze'	Red Maple	13m	10m	-	100L	As Shown	47
Bra ace	<i>Brachychiton acerifolius</i>	Illawarra Flame Tree	12m	10m	-	200L	As Shown	9
Cup ana	<i>Cupaniopsis anacardioides</i>	Tuckeroo	10m	8m	-	100L	As Shown	18
Euc cre	<i>Eucalyptus crebra</i>	Narrow-leaved Ironbark	35m	10m	-	100L	As Shown	40
Euc scl	<i>Eucalyptus sclerophylla</i>	Scribbly Gum	22m	10m	-	100L	As Shown	28
Euc ter	<i>Eucalyptus tereticornis</i>	Forest Red gum, Blue gum	20m	10m	-	100L	As Shown	40
Jac mim	<i>Jacaranda mimosifolia</i>	Jacaranda	15m	10m	-	100L	As Shown	6
Pyr uss	<i>Pyrus ussuriensis</i>	Manchurian Pear	10m	7m	-	100L	As Shown	73
<b>SHRUB PLANTING</b>								
Bab bid	<i>Babingtonia bidwillii</i>	Twiggy Heath Myrtle Dwarf	1.8m	4m	-	150mm	3	544
Cor alb	<i>Correa alba</i>	White Correa	1.5m	2m	-	150mm	3	1,407
Rap ind	<i>Raphiolepis indica</i> 'Apple Blossom'	Apple Blossom	1m	2m	-	150mm	3	204
Rap cos	<i>Raphiolepis indica</i> 'Cosmic White'	Cosmic White	1.5- 2m	1.5m	-	150mm	3	342
Wes 'Mun'	<i>Westringia 'Mundi'</i>	Mundi	.5m	1.5m	-	150mm	4	321
<b>GROUNDCOVERS/GRASS PLANTING</b>								
Car app	<i>Carex appressa</i>	Tall Sedge	1.2m	1m	-	150mm	6	2276
Cer tom	<i>Cerastium tomentosum</i>	Snow in Summer	.2m	.75m	-	150mm	3	753
Con cne	<i>Convolvulus cneorum</i>	Silverbush	.6m	1m	-	150mm	2	445
Dia cae	<i>Dianella caerulea</i>	Blue Flaxlily	.4m	.4m	-	150mm	6	161
Dor exc	<i>Dorothy excelsa</i>	Gynea Lily	2m	1.5m	-	150mm	As Shown	6
Gau lin	<i>Gaura lindheimeri</i> 'Ballerina Blush'	Ballerina Blush	.5m	.4m	-	150mm	6	294
Gre 'Poo'	<i>Grevillea 'Poarinda Royal Mantle'</i>	Prostrate Grevillea	2m	3m	-	150mm	3	1242
Har vio	<i>Hardenbergia violacea</i>	Native Sarsaparilla	3m	1.5m	-	150mm	4	577
Jun wil	<i>Juniperus wiltonii</i> 'Blue Rug'	Blue Rug Juniper	.3m	3m	-	150mm	3	660
Lir mus	<i>Liriope muscari</i> 'Evergreen Giant'	Evergreen Giant	.6m	.4m	-	150mm	5	787
The aus	<i>Themeda australis</i>	Kangaroo Grass	1.2m	.75m	-	150mm	6	4194
Tra jas	<i>Trachelospermum jasminoides</i>	Star Jasmine	1m	1.2m	-	150mm	4	102
<b>TURF</b>								
	<i>Cynodon dactylon</i>	Legend Couch	-	-	-	-	38161	38161

①

**RECEIVED**  
R/MGT  
13 JUL 2015  
PENRITH CITY COUNCIL

Note:  
This document is Preliminary unless Validated.

ISSUE	STATUS	DATE	REVIEW	VERIFY	VALIDATE
01	CONSTRUCTION CERTIFICATE	17.10.14	JW	MW	ED

**LEND LEASE**  
LEVEL 3, PHILIP STREET  
NSW 2150 PO BOX 4, PARRAMATTA NSW  
EMAIL: @lendlease.com.au  
FACSIMILE (02) 9673 8888  
TELEPHONE (02) 9673 8814



LEAD CONSULTANT  
**CLOUSTON Associates**  
LANDSCAPE ARCHITECTS  
LEVEL 2, 17 BRIDGE STREET  
SYDNEY NSW 2000  
EMAIL: sydney@clouston.com.au  
FACSIMILE (02) 8272 4988  
TELEPHONE (02) 8272 4989



SUB-CONSULTANTS  
**J. WYNDHAM PRINCE**  
CONSULTING CIVIL INFRASTRUCTURE ENGINEERS  
& PROJECT MANAGERS  
PO BOX 1000 PARRAMATTA NSW 2150  
FACSIMILE (02) 9673 8888  
TELEPHONE (02) 9673 8814

**Ac OR**  
CONSULTANTS

**mbm**  
CONSULTANTS

**HARON ROBSON**  
CONSULTANTS

NO SCALING OF DRAWINGS  
CONFORMATION OF ALL SERVICES ON SITE

PROJECT: JORDAN SPRINGS  
VILLAGE OVAL

DRAWING TITLE:  
PLANT SCHEDULE

CLIENT:  
LEND LEASE

DRAWN:  
JW

SCALE:  
1:250@A1

DRAWING NUMBER:  
JOR-0003 LA05.06

ISSUE:  
01