ST MARYS INTEGRATED STORAGE EXTENSION

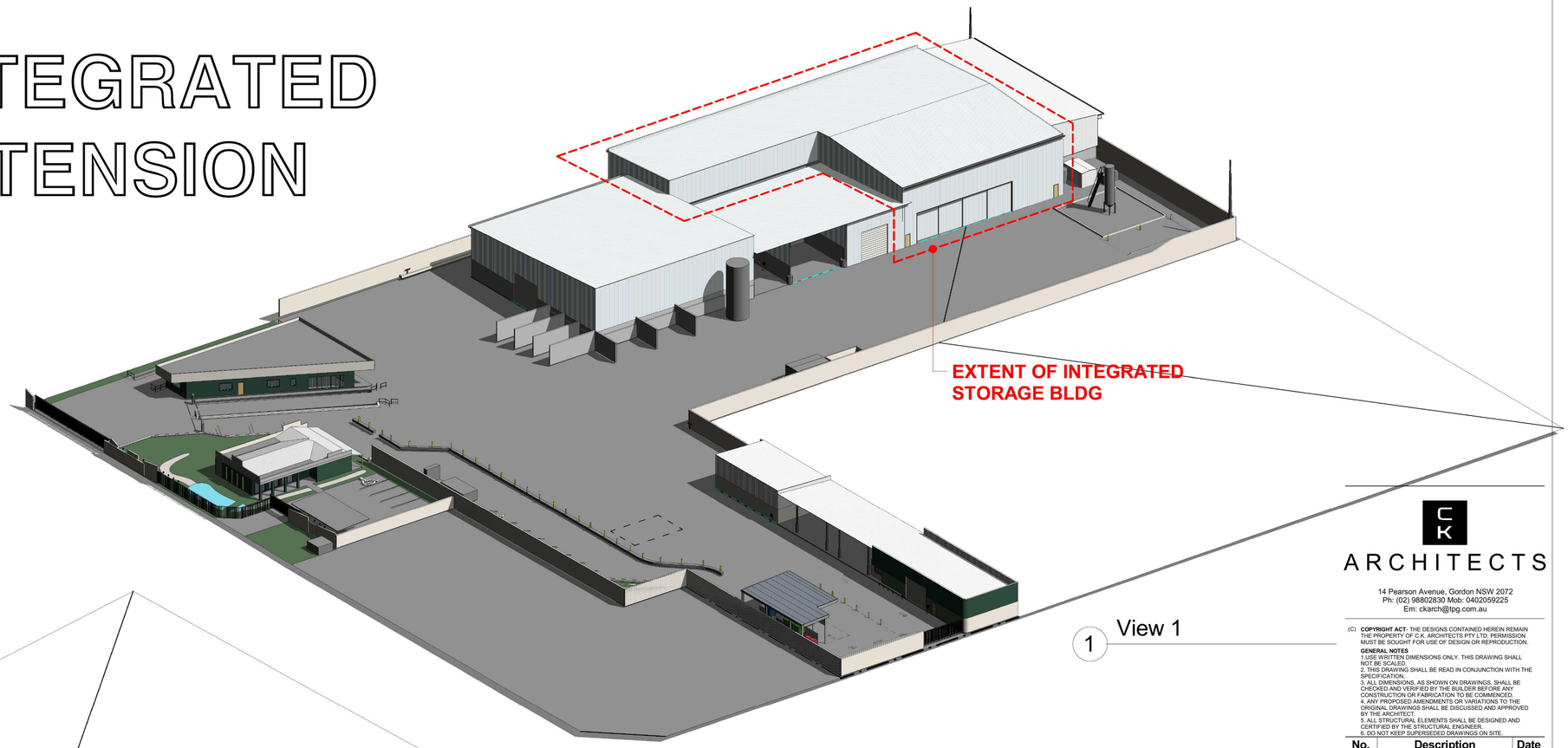

1 View 1

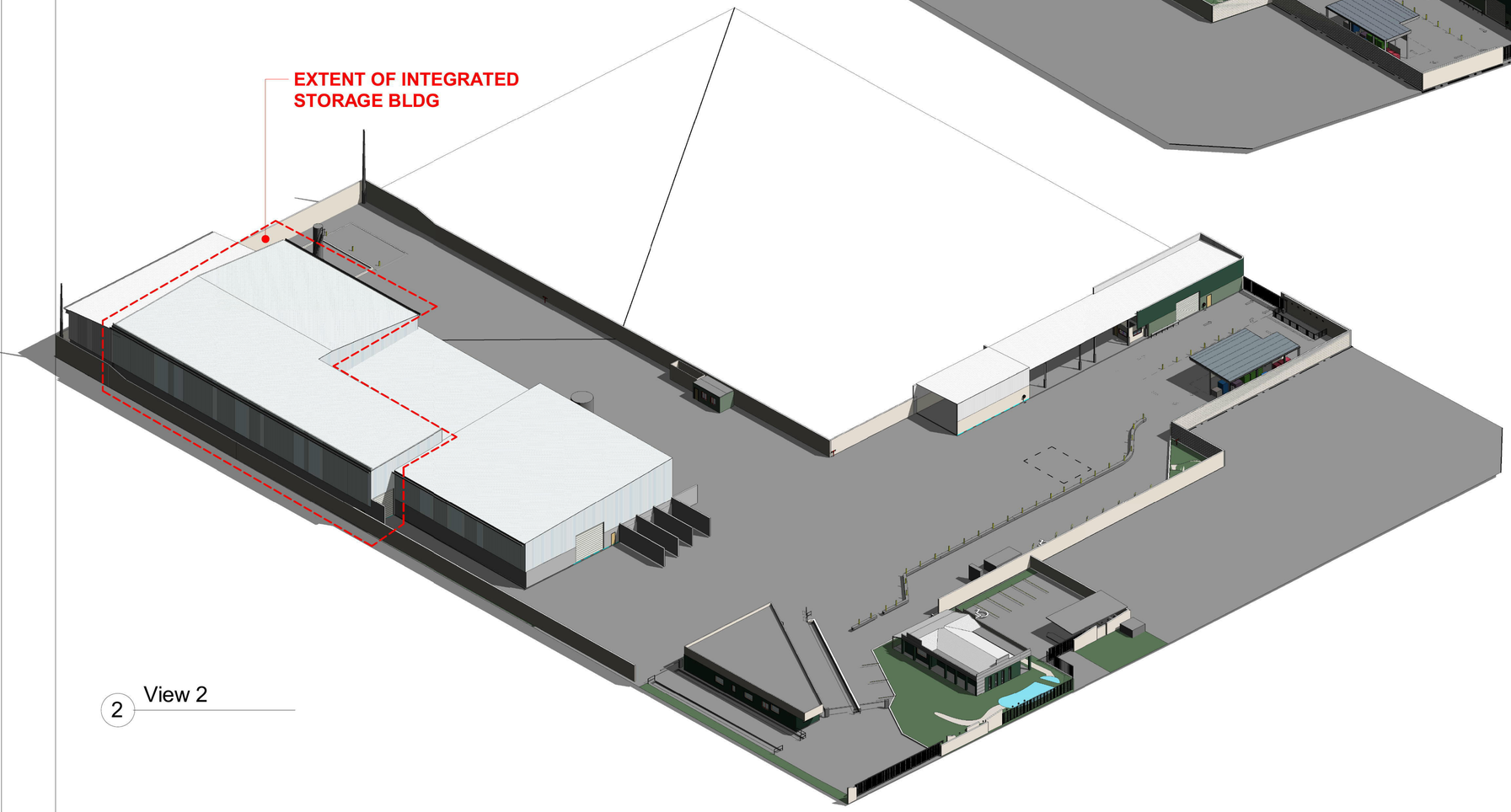

2 View 2

CK ARCHITECTS

14 Pearson Avenue, Gordon NSW 2072
Ph: (02) 98802830 Mob: 0402059225
Em: ckarch@tpg.com.au

(C) **COPYRIGHT ACT**- THE DESIGNS CONTAINED HEREIN REMAIN THE PROPERTY OF C.K. ARCHITECTS PTY LTD. PERMISSION MUST BE SOUGHT FOR USE OF DESIGN OR REPRODUCTION.

GENERAL NOTES
1.USE WRITTEN DIMENSIONS ONLY. THIS DRAWING SHALL NOT BE SCALED.
2. THIS DRAWING SHALL BE READ IN CONJUNCTION WITH THE SPECIFICATION.
3. ALL DIMENSIONS, AS SHOWN ON DRAWINGS, SHALL BE CHECKED AND VERIFIED BY THE BUILDER BEFORE ANY CONSTRUCTION OR FABRICATION TO BE COMMENCED.
4. ANY PROPOSED AMENDMENTS OR VARIATIONS TO THE ORIGINAL DRAWINGS SHALL BE DISCUSSED AND APPROVED BY THE ARCHITECT.
5. ALL STRUCTURAL ELEMENTS SHALL BE DESIGNED AND CERTIFIED BY THE STRUCTURAL ENGINEER.
6. DO NOT KEEP SUPERSEDED DRAWINGS ON SITE.

No.	Description	Date

Client Name

toxfree
safe.reliable.sustainable

Project Name

Integrated Storage Extension, 42-46 Charles St. St. Marys NSW

Title Page & Views

Project number	**TF1610**
Print Date	16/02/2017 9:39:22 AM
Drawn by	**CK**
Project Status	**Development Application**
Drawing No.	A000
Scale @ A1	Revision

E:\projects\CK ARCHITECTS\WR0113\TF 1610_Integrated Storage Extension 2017\TF1610_As Built_Area 1_2_3_4_Bulk Storage.rvt

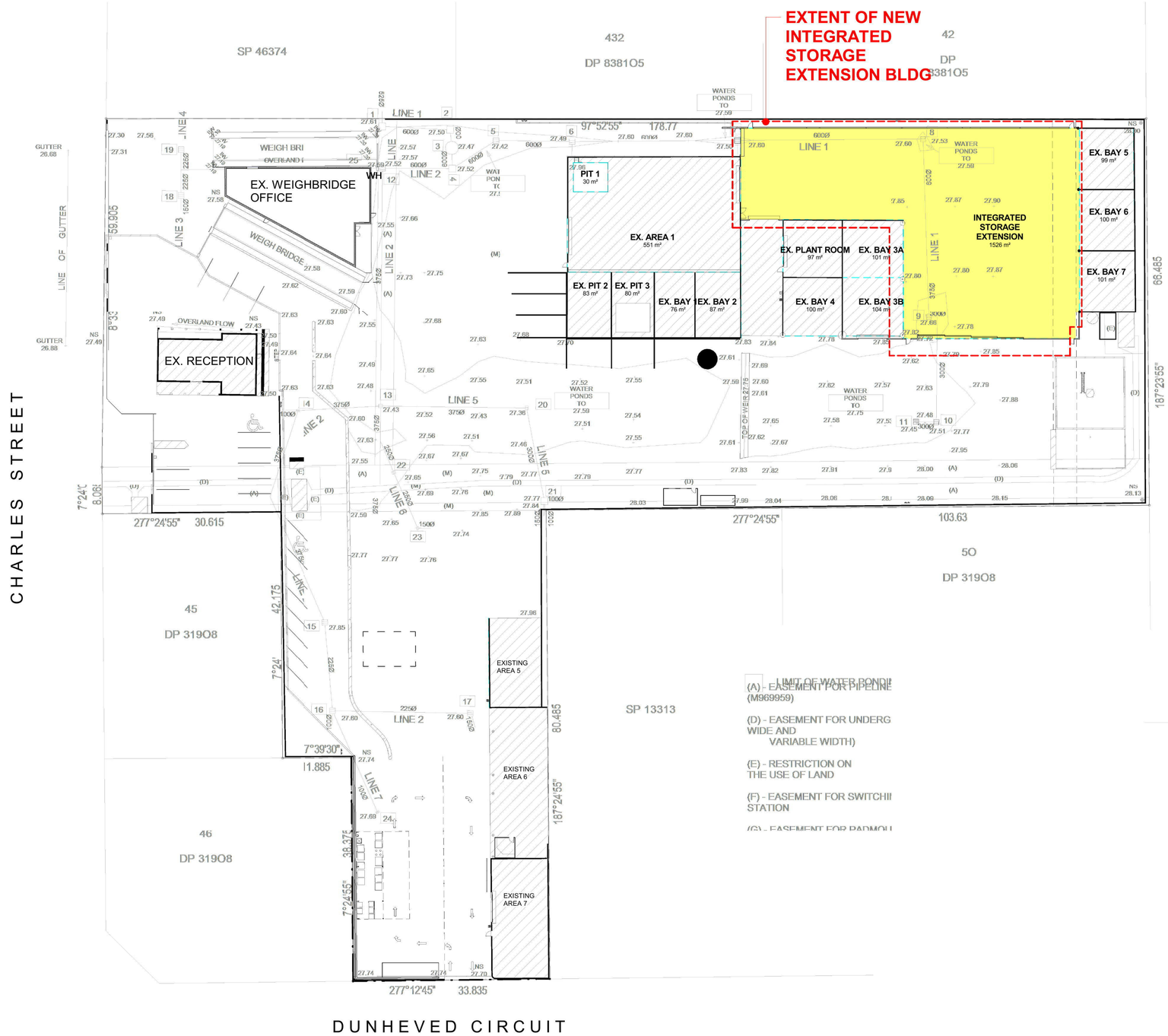

1 Site
1 : 400

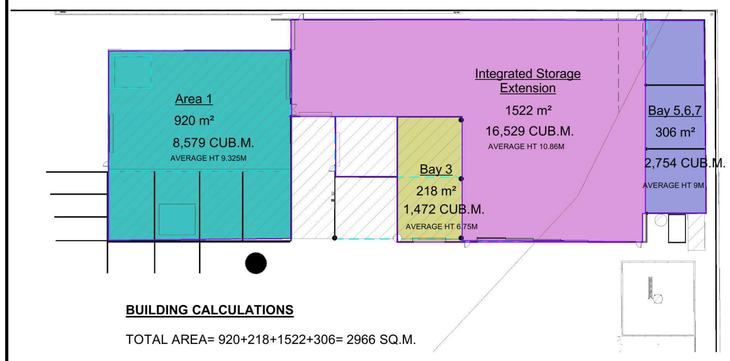

BUILDING CALCULATIONS

TOTAL AREA= 920+218+1522+306= 2966 SQ.M.

TOTAL VOLUME= 8,579+ 1,472 + 16,529+ 2,754= 29,334 CUB.M.

2 Bldg Calculations Plan
1 : 500

LEGEND

MW	COLORBOND CLAD METAL WALL
MR	COLORBOND METAL ROOF
DP	COLORBOND DOWNPIPE
SP	STEEL POST 90x90mm
EW	EXISTING WINDOW
ED	EXISTING DOOR
	EXTENT OF DEMOLITION
	NEW CONCRETE PANEL WALL
	NEW STEEL FRAMED WALL WITH COLORBOND CLADDING
	EXTENT OF PROPOSED ADDITION
	EXISTING WALLS
	EXTENT OF EXISTING BUILDING

CK ARCHITECTS

14 Pearson Avenue, Gordon NSW 2072
Ph: (02) 98802830 Mob: 0402059225
Em: ckarch@tpg.com.au

(C) **COPYRIGHT ACT**- THE DESIGNS CONTAINED HEREIN REMAIN THE PROPERTY OF C.K. ARCHITECTS PTY LTD. PERMISSION MUST BE SOUGHT FOR USE OF DESIGN OR REPRODUCTION.

GENERAL NOTES
1. USE WRITTEN DIMENSIONS ONLY. THIS DRAWING SHALL NOT BE SCALED.
2. THIS DRAWING SHALL BE READ IN CONJUNCTION WITH THE SPECIFICATION.
3. ALL DIMENSIONS, AS SHOWN ON DRAWINGS, SHALL BE CHECKED AND VERIFIED BY THE BUILDER BEFORE ANY CONSTRUCTION OR FABRICATION TO BE COMMENCED.
4. ANY PROPOSED AMENDMENTS OR VARIATIONS TO THE ORIGINAL DRAWINGS SHALL BE DISCUSSED AND APPROVED BY THE ARCHITECT.
5. ALL STRUCTURAL ELEMENTS SHALL BE DESIGNED AND CERTIFIED BY THE STRUCTURAL ENGINEER.
6. DO NOT KEEP SUPERSEDED DRAWINGS ON SITE.

No.	Description	Date

Client Name

toxfree
safe.reliable.sustainable

Project Name

Integrated Storage Extension, 42-46 Charles St. St. Marys NSW

Siteplan

Project number	**TF1610**
Print Date	16/02/2017 9:39:27 AM
Drawn by	**CK**
Project Status	**Development Application**
Drawing No.	A100
Scale @ A1	**As indicated**
Revision	

E:\projects\CK ARCHITECTS\WR0113\TF 1610_Integrated Storage Extension 2017\TF1610_As Built_Area 1_2_3_4_Bulk Storage.rvt

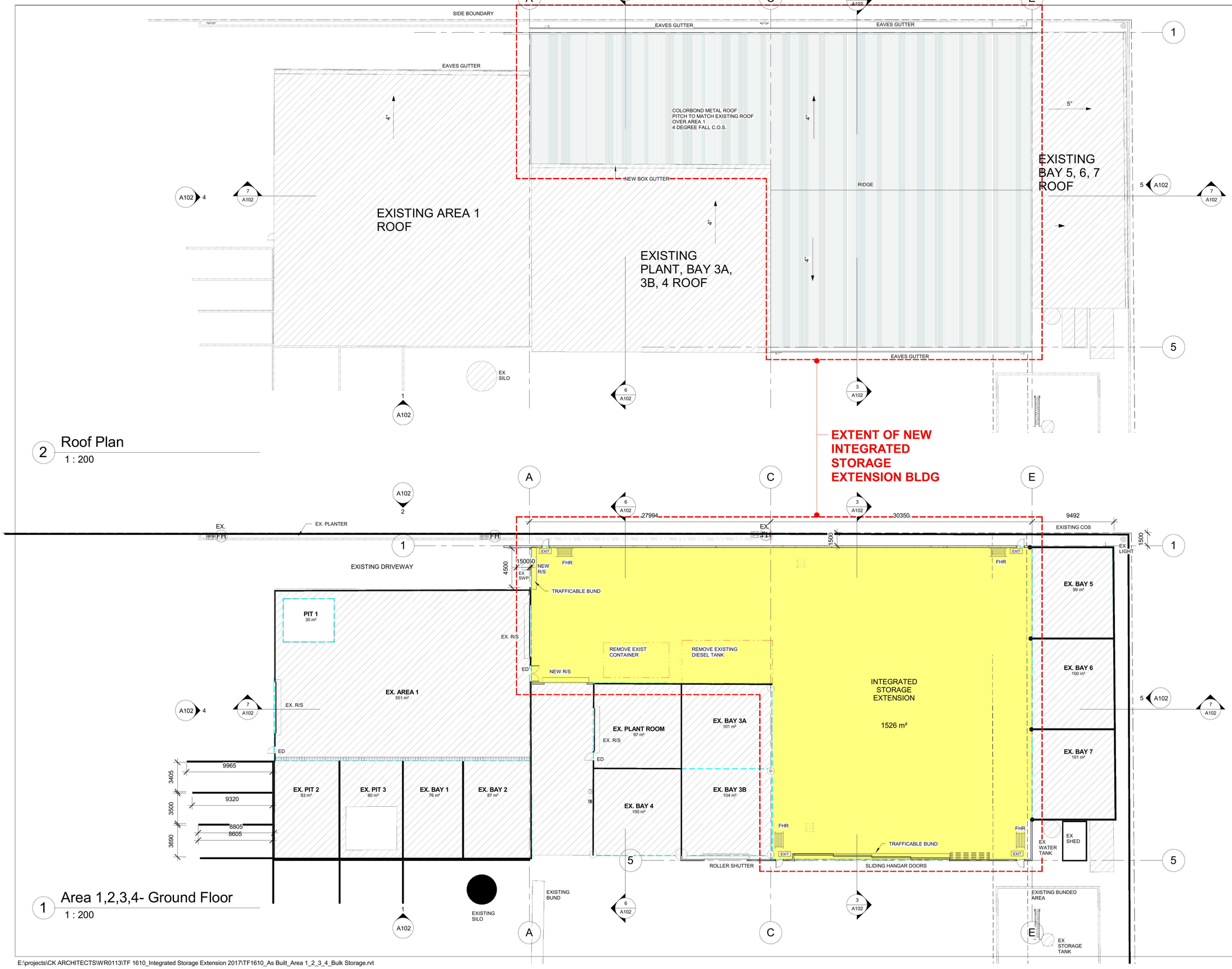

2 Roof Plan
1 : 200

1 Area 1,2,3,4- Ground Floor
1 : 200

LEGEND

MW	COLORBOND CLAD METAL WALL
MR	COLORBOND METAL ROOF
DP	COLORBOND DOWNPIPE
SP	STEEL POST 90X90mm
EW	EXISTING WINDOW
ED	EXISTING DOOR
	EXTENT OF DEMOLITION
	NEW CONCRETE PANEL WALL
	NEW STEEL FRAMED WALL WITH COLORBOND CLADDING
	EXTENT OF PROPOSED ADDITION
	EXISTING WALLS
	EXTENT OF EXISTING BUILDING

N

0 2 4 6 8 10 12 m
SCALE= 1:200

CK ARCHITECTS

14 Pearson Avenue, Gordon NSW 2072
Ph: (02) 98802830 Mob: 0402059225
Em: ckarch@tpg.com.au

(C) **COPYRIGHT ACT**- THE DESIGNS CONTAINED HEREIN REMAIN THE PROPERTY OF C.K. ARCHITECTS PTY LTD. PERMISSION MUST BE SOUGHT FOR USE OF DESIGN OR REPRODUCTION.

GENERAL NOTES
1. USE WRITTEN DIMENSIONS ONLY. THIS DRAWING SHALL NOT BE SCALED.
2. THIS DRAWING SHALL BE READ IN CONJUNCTION WITH THE SPECIFICATION.
3. ALL DIMENSIONS, AS SHOWN ON DRAWINGS, SHALL BE CHECKED AND VERIFIED BY THE BUILDER BEFORE ANY CONSTRUCTION OR FABRICATION TO BE COMMENCED.
4. ANY PROPOSED AMENDMENTS OR VARIATIONS TO THE ORIGINAL DRAWINGS SHALL BE DISCUSSED AND APPROVED BY THE ARCHITECT.
5. ALL STRUCTURAL ELEMENTS SHALL BE DESIGNED AND CERTIFIED BY THE STRUCTURAL ENGINEER.
6. DO NOT KEEP SUPERSEDED DRAWINGS ON SITE.

No.	Description	Date

Client Name

toxfree
safe.reliable.sustainable

Project Name

Integrated Storage Extension, 42-46 Charles St. St. Marys NSW

Ground Floor Plan- Integrated Storage Extension

Project number	**TF1610**
Print Date	16/02/2017 9:39:37 AM
Drawn by	**CK**
Project Status	**Development Application**
Drawing No.	A101
Scale @ A1	**As indicated**
Revision	

E:\projects\CK ARCHITECTS\WR0113\TF 1610_Integrated Storage Extension 2017\TF1610_As Built_Area 1_2_3_4_Bulk Storage.rvt

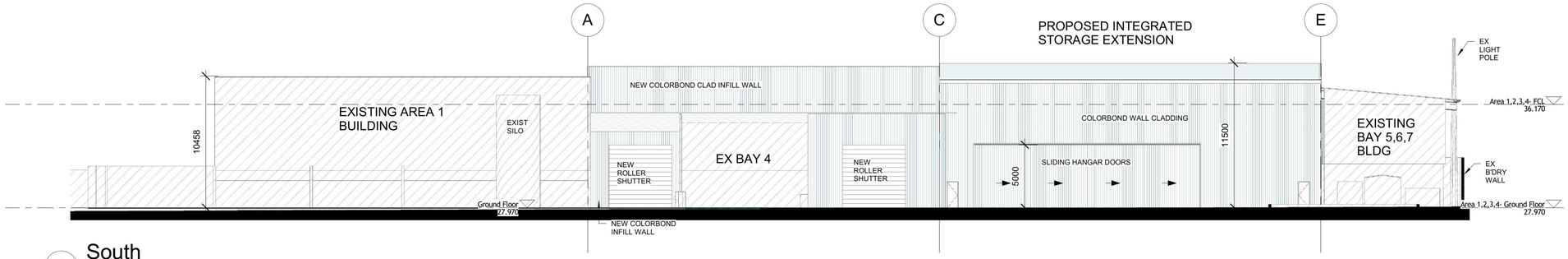

1 South
1 : 200

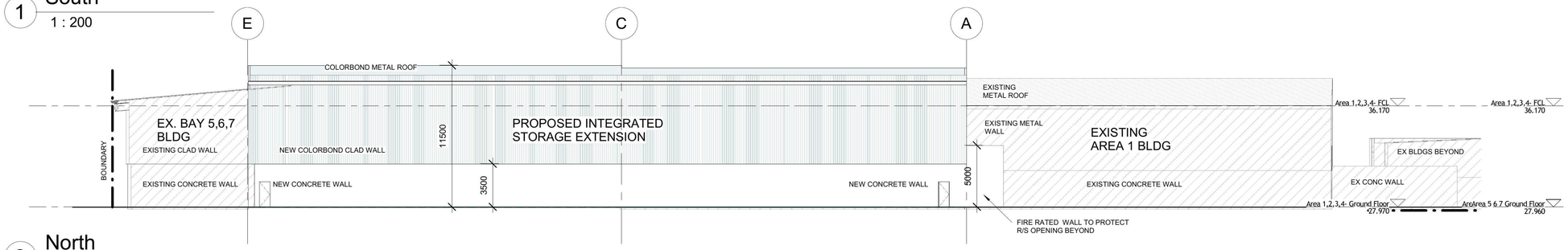

2 North
1 : 200

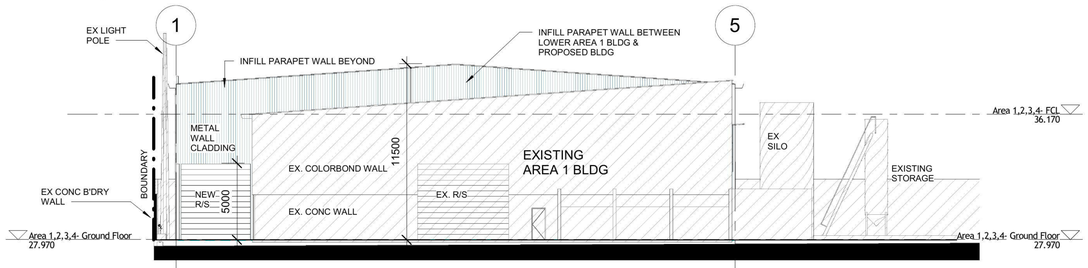

4 West
1 : 200

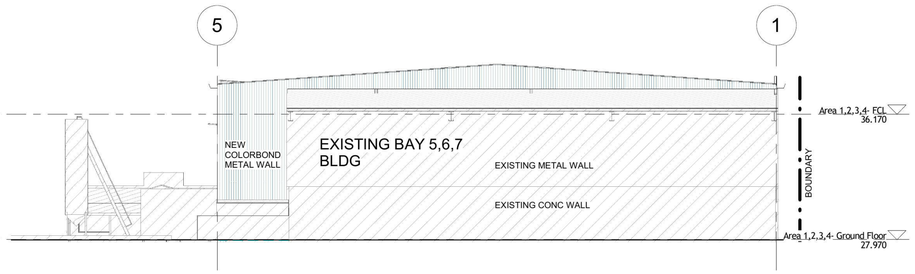

5 East
1 : 200

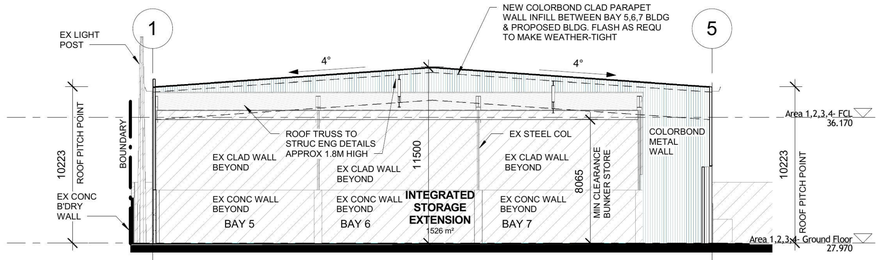

3 Section 3
1 : 200

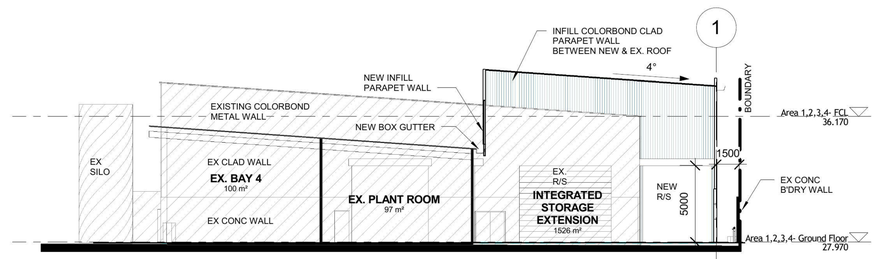

6 Section 4
1 : 200

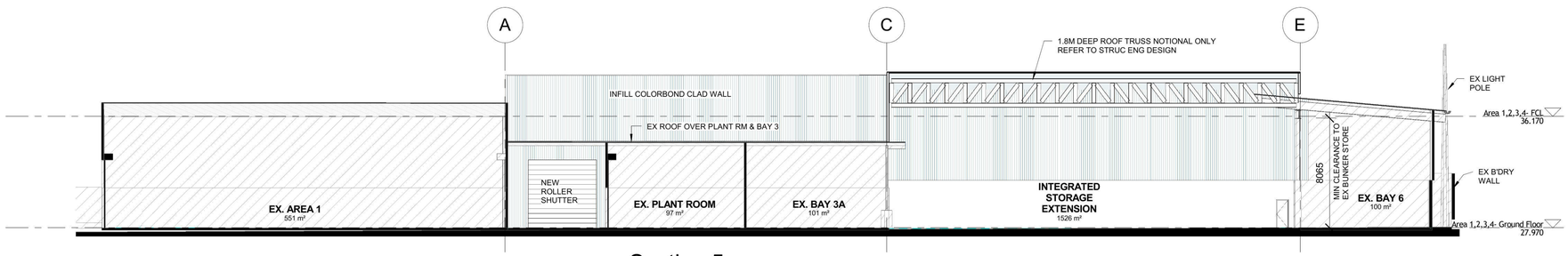

7 Section 5
1 : 200

LEGEND

MW	COLORBOND CLAD METAL WALL
MR	COLORBOND METAL ROOF
DP	COLORBOND DOWNPIPE
SP	STEEL POST 90X90mm
EW	EXISTING WINDOW
ED	EXISTING DOOR
	EXTENT OF DEMOLITION
	NEW CONCRETE PANEL WALL
	NEW STEEL FRAMED WALL WITH COLORBOND CLADDING
	EXTENT OF PROPOSED ADDITION
	EXISTING WALLS
	EXTENT OF EXISTING BUILDING

0 2 4 6 8 10 12 m
SCALE= 1:200

CK ARCHITECTS

14 Pearson Avenue, Gordon NSW 2072
Ph: (02) 98802830 Mob: 0402059225
Em: ckarch@tpg.com.au

(C) **COPYRIGHT ACT**- THE DESIGNS CONTAINED HEREIN REMAIN THE PROPERTY OF C.K. ARCHITECTS PTY LTD. PERMISSION MUST BE SOUGHT FOR USE OF DESIGN OR REPRODUCTION.

GENERAL NOTES
1. USE WRITTEN DIMENSIONS ONLY. THIS DRAWING SHALL NOT BE SCALED.
2. THIS DRAWING SHALL BE READ IN CONJUNCTION WITH THE SPECIFICATION.
3. ALL DIMENSIONS, AS SHOWN ON DRAWINGS, SHALL BE CHECKED AND VERIFIED BY THE BUILDER BEFORE ANY CONSTRUCTION OR FABRICATION TO BE COMMENCED.
4. ANY PROPOSED AMENDMENTS OR VARIATIONS TO THE ORIGINAL DRAWINGS SHALL BE DISCUSSED AND APPROVED BY THE ARCHITECT.
5. ALL STRUCTURAL ELEMENTS SHALL BE DESIGNED AND CERTIFIED BY THE STRUCTURAL ENGINEER.
6. DO NOT KEEP SUPERSEDED DRAWINGS ON SITE.

No.	Description	Date

Client Name

toxfree
safe.reliable.sustainable

Project Name

Integrated Storage Extension, 42-46 Charles St. St. Marys NSW

Elevation & Sections

Project number	**TF1610**
Print Date	16/02/2017 9:39:44 AM
Drawn by	**CK**
Project Status	**Development Application**
Drawing No.	A102
Scale @ A1	**As indicated**
Revision	

E:\projects\CK ARCHITECTS\WR0113\TF 1610_Integrated Storage Extension 2017\TF1610_As Built_Area 1_2_3_4_Bulk Storage.rvt