

LOT 3
DP 25981
SINGLE STOREY
CLAD HOUSE
TILE ROOF
No. 16-22

LOT 5
DP 25981
ONE & TWO STOREY
CLAD HOUSE
METAL ROOF
No. 32-38

= VEGETATION CAPABLE OF GROWING TO 2.5m IN HEIGHT, MINIMUM AT MATURITY

Site Plan
Scale 1:500

REVISION SCHEDULE

ISSUE	DESCRIPTION	BY	DATE
L-1	LANDSCAPE PLAN	TE	24.05.21

COPYRIGHT

THIS PLAN IS THE PROPERTY OF SIGNATURE DESIGN AND DRAFTING AND MAY NOT BE USED IN WHOLE OR PART. LEGAL ACTION WILL BE TAKEN AGAINST ANY PERSON WHO INFRINGES THE COPYRIGHT

GENERAL BUILDING NOTES

- THESE DRAWINGS ARE TO BE READ IN CONJUNCTION WITH SPECIFICATIONS PROVIDED.
- THESE DRAWINGS ARE TO BE READ IN CONJUNCTION WITH BUILDERS TENDER/CONTRACT DOCUMENTATION
- FIGURED DIMENSIONS MUST TAKE PREFERENCE TO SCALING.
- LEVELS SHOWN ARE APPROXIMATE AND TO BE CONFIRMED ON SITE BY SURVEYOR.
- DRAINAGE CONCEPT PLAN IS SCHEMATIC ONLY. RELATED WORKS TO BE VERIFIED BY LICENCED DRAINER AND/OR HYDRAULIC ENG PRIOR TO WORK COMMENCING.
- IF ENGINEERS DRAWINGS ARE REQUIRED SUCH MUST TAKE PREFERENCE TO THESE DRAWINGS.
- ALL BOUNDARY CLEARANCES MUST BE VERIFIED BEFORE COMMENCEMENT OF BUILDING WORKS BY REGISTERED SURVEYOR.
- BUILDING WORKS TO BE CARRIED OUT STRICTLY IN ACCORDANCE TO THESE DRAWINGS.
- BUILDER IS TO STRICTLY COMPLY WITH ALL RELEVANT BUILDING CODE OF AUSTRALIA CONSTRUCTION REQUIREMENTS AND AUSTRALIAN STANDARDS.
- IN CASE OF ALTERATIONS OR DISCREPANCIES NOTIFY TE DESIGNS IMMEDIATELY.



PROPOSED:
New Residence

CLIENT:
Mr & Mrs Vella

LOCATION:
Lot 4 HN 24-30 DP: 25981
Reynolds Road
Londonderry

COUNCIL:
Penrith

SHEET:
01 of 02

DATE DRAWN:
03.07.20

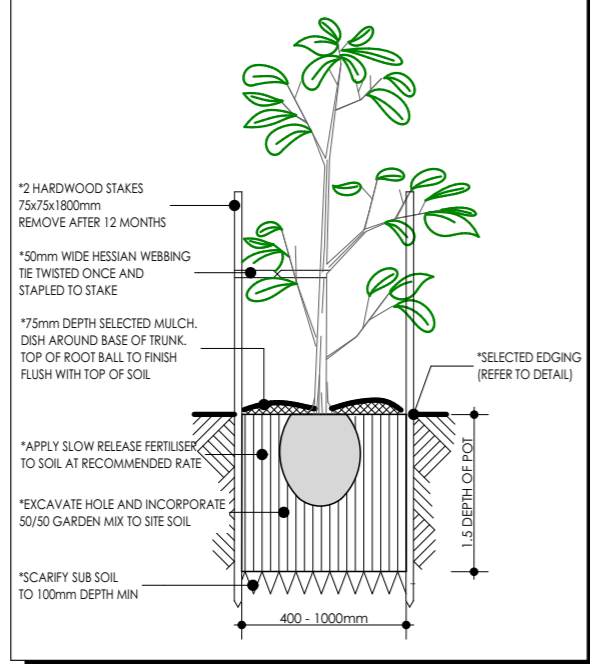
HOUSE DESCRIPTION:
Custom Design
Custom Facade

REFERENCE:
0111-20

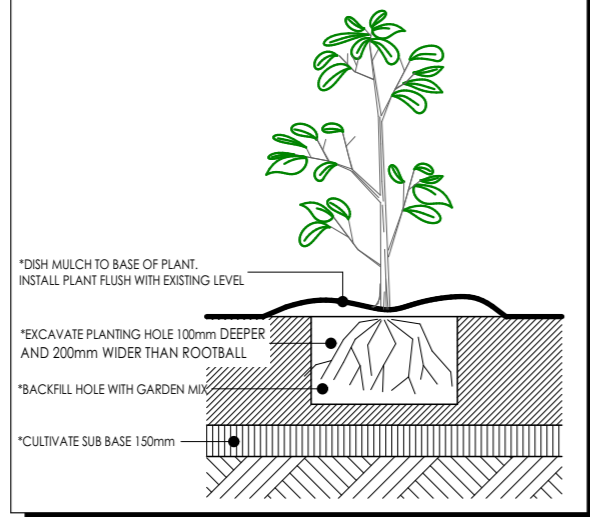
DESIGNED:
TE

DRAWN BY:
TE

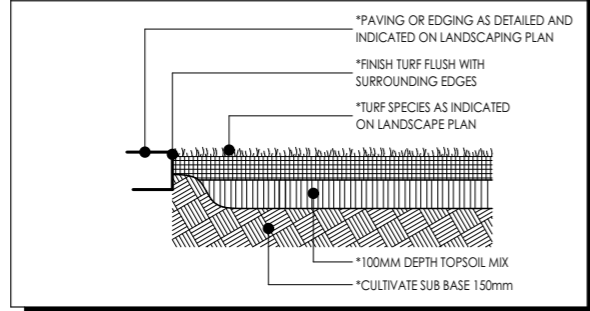
TYPICAL TREE PLANTING DETAILS FOR 25 - 75 LITRE PLANTS



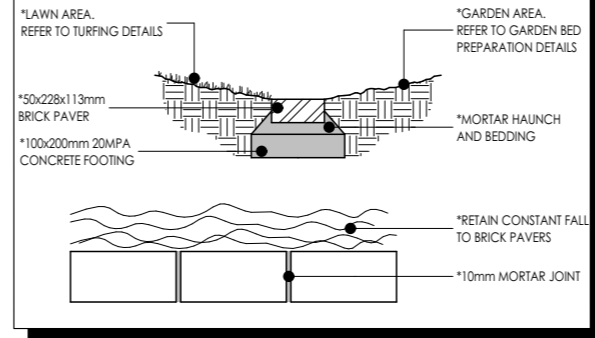
PLANTING IN GARDEN BEDS FOR TUBES, 150-200mm POT SIZE



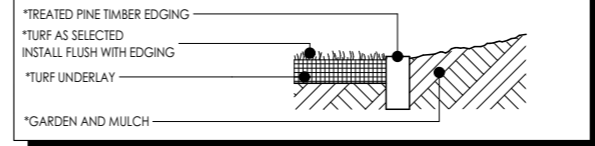
GROUND PREPARATION GRASSED AREA



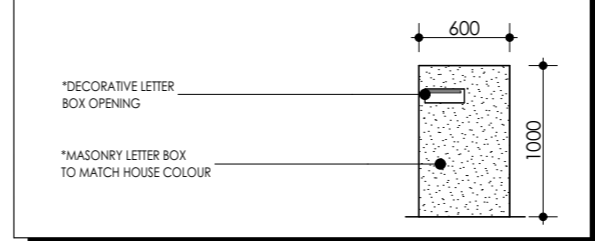
BRICK GARDEN EDGE DETAIL



TIMBER GARDEN EDGING DETAIL



TYPICAL LETTER BOX DETAIL



PLANTING SCHEDULE

SYMBOL	DESCRIPTION
	GARBAGE BINS
	PARALLEL CLOTHES LINE
	GRAVEL PATH
	EVERGREEN TREE
	DECIDUOUS TREE
	SCREENING SHRUB
	SMALL SHRUB
	GROUND COVER

REVISION SCHEDULE

ISSUE	DESCRIPTION	BY	DATE
L-1	LANDSCAPE PLAN	TE	24.05.21

COPYRIGHT

THIS PLAN IS THE PROPERTY OF SIGNATURE DESIGN AND DRAFTING AND MAY NOT BE USED IN WHOLE OR PART. LEGAL ACTION WILL BE TAKEN AGAINST ANY PERSON WHO INFRINGES THE COPYRIGHT

GENERAL BUILDING NOTES

1. THESE DRAWINGS ARE TO BE READ IN CONJUNCTION WITH SPECIFICATIONS PROVIDED.
2. THESE DRAWINGS ARE TO BE READ IN CONJUNCTION WITH BUILDERS TENDER/CONTRACT DOCUMENTATION
3. FIGURED DIMENSIONS MUST TAKE PREFERENCE TO SCALING.
4. LEVELS SHOWN ARE APPROXIMATE AND TO BE CONFIRMED ON SITE BY SURVEYOR.
5. DRAINAGE CONCEPT PLAN IS SCHEMATIC ONLY. RELATED WORKS TO BE VERIFIED BY LICENCED DRAINER AND/OR HYDRAULIC ENG PRIOR TO WORK COMMENCING.
6. IF ENGINEERS DRAWINGS ARE REQUIRED SUCH MUST TAKE PREFERENCE TO THESE DRAWINGS.
7. ALL BOUNDARY CLEARANCES MUST BE VERIFIED BEFORE COMMENCEMENT OF BUILDING WORKS BY REGISTERED SURVEYOR.
8. BUILDING WORKS TO BE CARRIED OUT STRICTLY IN ACCORDANCE TO THESE DRAWINGS.
9. BUILDER IS TO STRICTLY COMPLY WITH ALL RELEVANT BUILDING CODE OF AUSTRALIA CONSTRUCTION REQUIREMENTS AND AUSTRALIAN STANDARDS.
10. IN CASE OF ALTERATIONS OR DISCREPANCIES NOTIFY TE DESIGNS IMMEDIATELY.



PROPOSED:
New Residence

CLIENT:
Mr & Mrs Vella

LOCATION:
Lot 4 HN 24-30 DP: 25981
Reynolds Road
Londonderry

COUNCIL:
Penrith

SHEET:
02 of 02

DATE DRAWN:
03.07.20

HOUSE DESCRIPTION:
Custom Design
Custom Facade

REFERENCE:
0111-20

DESIGNED:
TE

DRAWN BY:
TE

0111-20