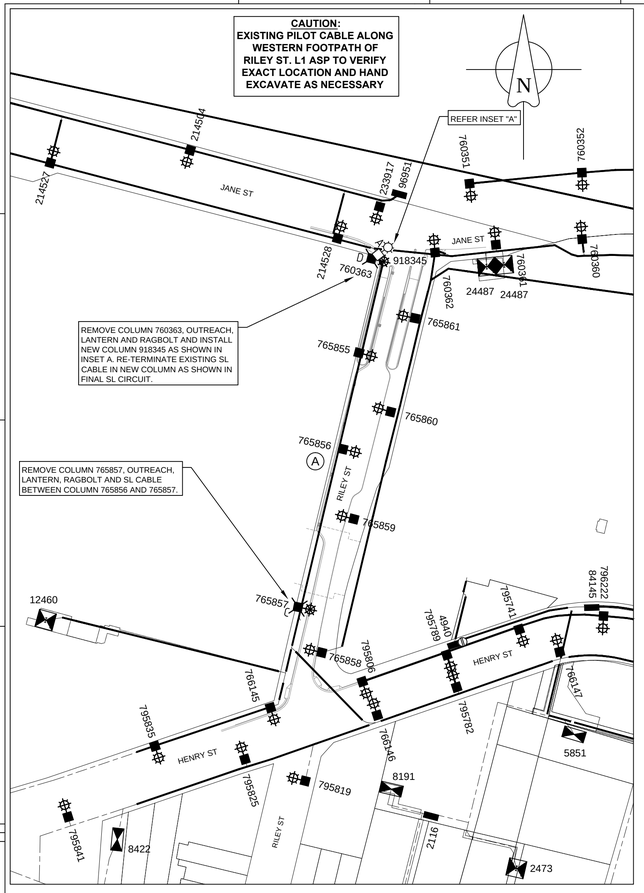

SITE PLAN

0 20 40 60 80 100m
SCALE 1:1000 @A1

SITE PLAN LEGEND

- EXISTING U.G. CABLE
- EXISTING DUCTS
- EXISTING LANTERN
- NEW LANTERN
- REMOVE LANTERN
- EXISTING COLUMN
- NEW COLUMN
- REMOVE COLUMN
- EXISTING PILLAR
- EXISTING SUBSTATION
- EXISTING INDOOR SUBSTATION

WORKS COMPLETED/FIELD BOOK

CONSTRUCTED BY: _____

WORKS COMPLETED: _____

SIGNATURE: _____ DATE: _____

INSPECTED BY: _____

SIGNATURE: _____ DATE: _____

ASSET RECORDING

I: _____

OF: _____

CONTACT No.: _____

HEREBY CERTIFY THAT ASSETS MARKED AS-BUILT ON THIS DRAWING HAVE BEEN RECORDED AS PER ENDEAVOUR ENERGY STANDARD SAD 0004.

SIGNATURE: _____

DATE: _____

DUCT BREAKDOWN TABLE

Route	Configuration	Route Length	Reimbursement (m) x ($)	Existing Duct Usage Charge (m) x ($)
A - B	(Existing Duct) SL	60m	NIL	NIL
D - E	(Existing Duct)	2m	NIL	NIL
D - F	(Existing Duct)	2m	NIL	NIL
	TOTAL	68m	NIL	NIL

DUCT LEGEND

- SPARE DUCT
- DUCT WITH EXISTING CABLE
- DIRECT BURIED CABLE
- REMOVE CABLE IN DUCT

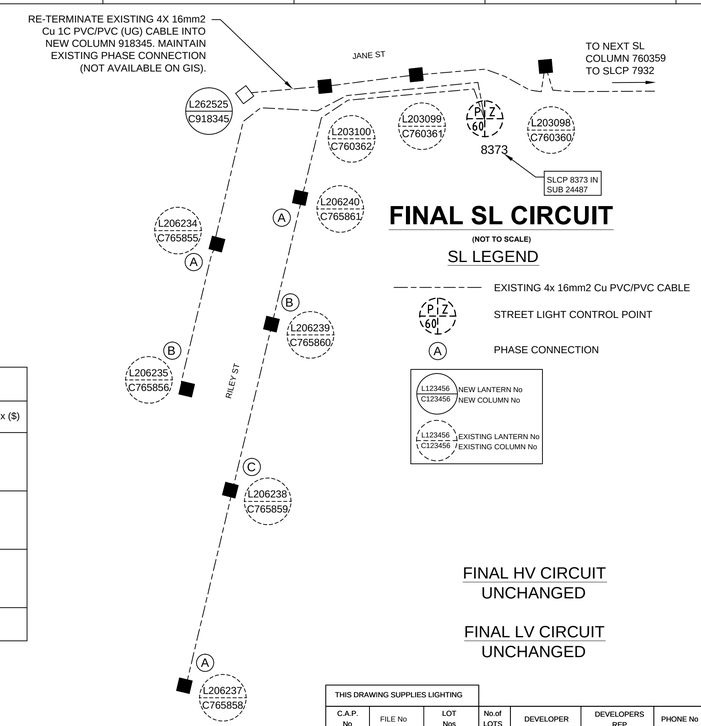

FINAL SL CIRCUIT

(NOT TO SCALE)

SL LEGEND

- EXISTING 4x 16mm2 Cu PVC/PVC CABLE
- STREET LIGHT CONTROL POINT
- PHASE CONNECTION
- L123456 C123456 NEW LANTERN No NEW COLUMN No
- L123456 C123456 EXISTING LANTERN No EXISTING COLUMN No

FINAL HV CIRCUIT
UNCHANGED

FINAL LV CIRCUIT
UNCHANGED

THIS DRAWING SUPPLIES LIGHTING						
C.A.P. No	FILE No	LOT Nos	No.of LOTS	DEVELOPER	DEVELOPERS REP	PHONE No
ARP3077	2015/09592/001	N/A	N/A	SCENTRE GROUP	HAO LE	9028 8334

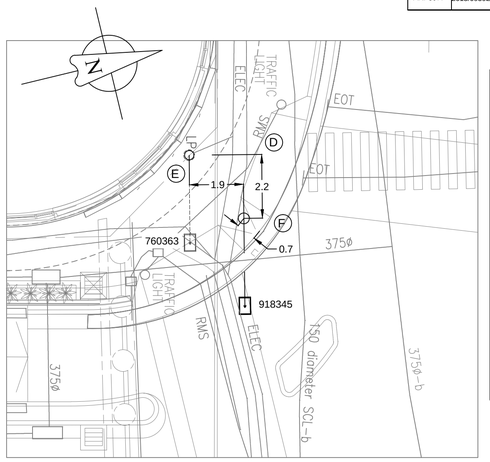

INSET 'A'

0 1 2 4 6 8 10m
SCALE 1:100 @A1

DESIGN COMPLIANCE AND INDEMNITY

This design complies with Endeavour Energy's relevant standards as current at this time and as listed on the Endeavour Energy Accredited Service Provider's Internet site. These standards include, but are not limited to:

CP: Connection Policy
EMS: Environmental Management Standard
MCI: Mains Construction Instruction
MDI: Mains Design Instruction
PDI: Protection Design Instruction
SDI: Substation Design Instruction
SAD 0001: Design Drawing Standard
MMI: Mains Maintenance Instruction
SMI: Substation Maintenance Instruction
LDI 0001: Public lighting Elecrincal Design Element

Additionally, where relevant, the design complies with AS/NZS 7000 "Overhead Line Design - Detailed Procedures" published by The Australian Standards.

JHA CONSULTING indemnifies Endeavour Energy for any loss or damage resulting from non-compliance of the design with the above standards.

Signed: D.Tomblin

Name: DAVID TOMBLING

Service Provider Number: 3342 Date: 20/04/2016

APPROVAL TO CONNECT TO PUBLIC LIGHTING

Date Approved **13/04/2016**
Reviewers Name **David Castro**
Reviewers Signature. .....
This approval is issued subject Endeavour Energy's General Terms & Conditions for connection of Public Lighting and is specifically for drawing number **500441 am.B**

NOTES

1. THIS DRAWING IS TO BE READ IN CONJUNCTION WITH THE RELEVANT ENDEAVOUR ENERGY NETWORK STANDARDS AND CONNECTION POLICY.
2. ENDEAVOUR ENERGY CONTACT PHONE: 131081
3. DESIGN CERTIFICATION SHALL LAPSE WHERE:
(i) NOTICE OF INTENT HAS NOT BEEN RECEIVED WITHIN SIX (6) MONTHS OF THIS CERTIFICATION, OR
(ii) CONSTRUCTION HAS BEEN INTERRUPTED FOR MORE THAN SIX (6) MONTHS.
WHERE DESIGN CERTIFICATION HAS LAPSED, THE DESIGN MUST BE RESUBMITTED FOR CERTIFICATION BY THE ACCREDITED DESIGNER.
4. ATTENTION:
PERMANENT SURVEY MARKS MAY EXIST IN THIS AREA. THESE ARE TO BE LOCATED BY A SURVEYOR PRIOR TO COMMENCEMENT OF WORK.
5. ATTENTION:
ALL SERVICES SEARCHES MUST BE CHECKED BEFORE CONSTRUCTION.
6. WARNING:
LIVE ENDEAVOUR ENERGY CABLES & OTHER SERVICES IN THIS AREA. PLEASE CONTACT 'DIAL BEFORE YOU DIG' TELEPHONE: 1100 FOR SERVICES TWO DAYS PRIOR TO EXCAVATION.
7. ATTENTION:
SERVICE PROVIDER TO NOTIFY ENDEAVOUR ENERGY'S ASSET DATA CUSTOMER DEPT DAILY WHEN CABLE WORKS IS IN PROGRESS. TELEPHONE 131 081
8. OPERATIONAL LIMITS
UNLESS APPROVED OTHERWISE, INTERRUPTION TO ANY CUSTOMER'S SUPPLY MUST BE AVOIDED. THE FOLLOWING ALTERNATIVES SHOULD BE CONSIDERED:
   - MOBILE GENERATORS OR SUBSTATIONS
   - LIVE LINE WORK
   - DESIGN ALTERNATIVES
   - LOW VOLTAGE PARALLELS
   - WORK PRACTICES/STANDARDS
THE COST IS TO BE FUNDED BY THE CUSTOMER/DEVELOPER
9. REIMBURSEMENTS WILL BE PAID TO THE NOMINATED PARTY ON THE LETTER OF INTENT AFTER THE WORKS HAVE BEEN COMPLETED AND THE LETTER OF ACCEPTANCE HAS BEEN ISSUED. THE REIMBURSED AMOUNT IS SHOWN IN THE FUNDING ARRANGEMENTS FOR SCOPE OF WORK. ANY DISAGREEMENT WITH THE AMOUNT SHOULD BE RESOLVED WITH ENDEAVOUR ENERGY PRIOR TO THE COMMENCEMENT OF WORKS.
10. HAVE ALL THE EXISTING ASSETS BEEN FIELD CHECKED AND ARE ACCURATE AT THE TIME OF DESIGN: YES
11. ENDEAVOUR ENERGY'S GENERIC EMP, EMS 0003, IS PART OF THIS DESIGN.
12. DO NOT PLACE ANY RELIANCE ON ANY QUANTITIES OR DIMENSIONS GIVEN IN THIS DRAWING QUANTITIES AND DIMENSIONS GIVEN ON THIS DRAWING ARE BASED ON DESIGN INFORMATION AND SITE CONDITIONS AT THE TIME OF DESIGN. AS QUANTITIES AND DIMENSIONS ARE SUBJECT TO CHANGE, THE BUILDER OF THIS PROJECT MUST CHECK ALL QUANTITIES AND DIMENSIONS ON SITE PRIOR TO TENDERING AND PRIOR TO CONSTRUCTION.
13. ATTENTION:
THE PREPARATION OF THIS DESIGN, HAS BEEN UNDERTAKEN GIVING DUE CONSIDERATION TO THE EXISTING SERVICES. THE PROJECT CONSTRUCTOR IS, HOWEVER, WHOLLY RESPONSIBLE FOR VERIFYING THE EXACT LOCATION OF EXISTING SERVICES AND PERMANENT SURVEY MARKS BEFORE CONSTRUCTION COMMENCES, AND NO RESPONSIBILITY NOR LIABILITY WILL BE ACCEPTED BY THE DESIGNER OF THIS PROJECT FOR DAMAGE TO EXISTING SERVICES AS A RESULT OF THIS DESIGN AND/OR POLE PEGGING.
14. CONSTRUCTOR TO CONFIRM WITH DEVELOPER PRIOR TO CONSTRUCTION:
   14.1. FINISHED GROUND LEVELS
15. TELECOMMUNICATIONS ASSETS ARE NOT AFFECTED BY WORKS IN THIS PROJECT.
16. ALL STREET LIGHT CABLES ARE TO BE INSTALLED IN 50mm DUCTS.

KEY DOCUMENTS TABLE

THE CERTIFICATION OF THIS PROJECT IS SUPPORTED BY THE FOLLOWING KEY DOCUMENTS

DOCUMENT NAME	NOTATION DATE
ENVIRONMENTAL IMPACT ASSESSMENT (EIA) - FAT0038 part of EMS0003	16/12/2015
DESIGN SAFETY REPORT	16/12/2015

LV TRENCH LENGTH:	3m
TOTAL TRENCH LENGTH:	3m

FUNDING ARRANGEMENTS FOR SCOPE OF WORKS

ASP LEVEL 1 ELECTRICAL WORKS		CUSTOMER
ENDEAVOUR ENERGY SUPPLIED MATERIALS		CUSTOMER FUNDED
NIL	- ALL MONOPOLY FEES AND CHARGES - NETWORK & SWITCHING - CONTRACT INSPECTION	Includes but is not limited to: - Pegging of property boundaries, easements & infrastructure locations - Providing site access - Own service & service connection - Confirm finished ground levels - Traffic management
ENDEAVOUR ENERGY FUNDED & CONSTRUCTED		EXISTING DUCT USAGE CHARGES
Works Required Prior to Completion of Customer Contestable Project: NIL	Works Required in Association of Customer Contestable Project: NIL	NIL
ENDEAVOUR ENERGY FUNDED & ASP L1 CONSTRUCTED - REIMBURSEMENT	CUSTOMER FUNDED CONTESTABLE WORKS	CO-ORDINATION SUPPLY REQUIRED DATE (TO BE CONFIRMED BY THE CUSTOMER)
NIL	All other works and materials including but not limited to: - Trenching - Underbores - Duct Installation - Cable laying and/or installations - Jointing	DAY: 2 MONTH: 3 YEAR: 2016 ASSET TO BE RETURNED TO NEAREST ENDEAVOUR ENERGY DEPOT BY L1 ASP NIL

NOTE: LUMINIARE ON COLUMN 262525 TO BE PAINTED WHITE TO MATCH EXISTING LUMINAIRES

LIGHTING EQUIPMENT AND BILLING SCHEDULE

ITEM ID	STATE	SL NUMBER	SUPPORT NUMBER	LUMINAIRE DESCRIPTION	LUMINAIRE PART NO	LUMINAIRE QTY	LUMINAIRE RATE CODE	COLUMN/POLE DESCRIPTION	COLUMN/POLE PART NO	COLUMN/POLE FOOTING (BOLT/FOUNDATION)	COLUMN/POLE QTY	COLUMN/POLE RATE CODE	BRACKET/OUTREACH DESCRIPTION	BRACKET/OUTREACH PART NO	BRACKET/OUTREACH RATE CODE	BRACKET/OUTREACH QTY	UPCAST	CATEGORY	CHARGE TO
A □	NEW	262525	918345	MH400 - Optispan Aeroscreen 400 Watt HPS (No PECB)	OPN400SAEIEW	1	871 - 400W METAL HALIDE - AEROSCREEN	8.5m CIRCULAR IMPACT ABSORBING	IE-SL8.5IA	Type 2 ragbolt / Universal foundation	1	995 - MINOR COLUMN	3m CURVED PIPE OUTREACH	IE 3.0CPS	991 - MAJOR OUTREACH	1	5°	V5	Penrith City Council
C	REMOVE	206236	765857	400W OPTISPAN AEROSCREEN MH GIFTED (LEGACY)	-	1	404 - 400W MH GIFTED (LEGACY)	8.5m ENLARGED BASE	-	-	1	425 - MINOR COLUMN (<=9)	3m EDEN OUTREACH	-	424 - OUTREACH MAJOR (>2m)	1		-	Penrith City Council
D	REMOVE	203101	760363	400W OPTISPAN AEROSCREEN MH GIFTED (LEGACY)	-	1	404 - 400W MH GIFTED (LEGACY)	8.5m ENLARGED BASE	-	-	1	425 - MINOR COLUMN (<=9)	3m CURVED PIPE OUTREACH	-	424 - OUTREACH MAJOR (>2m)	1		-	Penrith City Council

CERTIFIED BY ENDEAVOUR ENERGY

Amendment: B
Date Approved: 16/05/2016
Examiner's Signature: Jayasekara
Print Name: Mala Jayasekara
This Certification is issued subject to Endeavour Energy's Standard Certification Terms

AMENDMENTS					
ORIGINAL ISSUE	A	DRAFT No. V9	B	14/03/16	CHK'D DT DRWN DT LIGHT 765857 NO LONGER RELOCATED

JHA
Level 3, 146 Arthur Street, North Sydney NSW 2060 Australia
+61 (02) 9437 1000
general@jhaengineers.com.au
www.jhaservices.com
ASP / 3 # 3342

JHA Reference Number **20150332**

© THIS DRAWING AND THE COPYRIGHT THEREIN IS THE PROPERTY OF ENDEAVOUR ENERGY AND MAY NOT BE COPIED, REPRODUCED, DISTRIBUTED, LOANED OR USED WITHOUT THE WRITTEN CONSENT OF ENDEAVOUR ENERGY

TEMPLATE VERSION No. 3.5

REFERENCE DRAWING'S

WORK ORDERS: GENERAL, OVERHEAD, UNDERGROUND, SUBSTATIONS

CAP / SAMP No.	ARP3077
AM PROJ. No.	2015/09592/001
HV SWITCHING	
UBD/PENGUIN REF	163 H9
GIS MAP No	U64606
HV OP DIAGRAM	
LOCAL GOV AREA	PENRITH CITY

ORIGINAL SCALE 1:1000

DRAWN	LESLIE W
DATE	20/04/2016
CH'D	DAVID T
DESIGN	LESLIE W

DO NOT SCALE
DIMENSIONS IN METRES

RILEY ST
PENRITH
ARP3077
ASSET RELOCATION

Endeavour Energy

A1 500441 B

SHEET No 1 OF 1 SHEETS

48699