

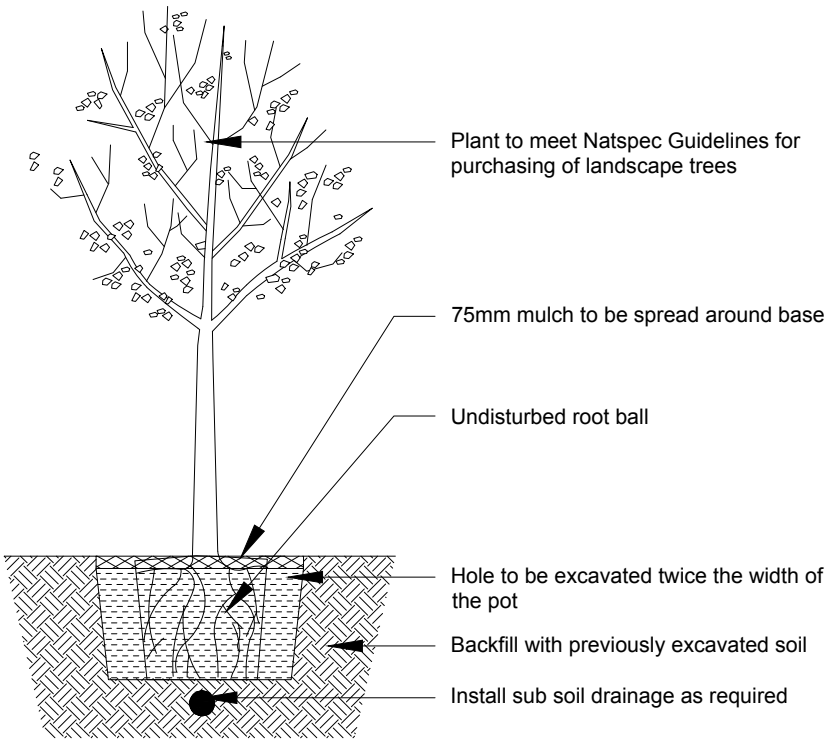
PLANT SCHEDULE

SYM	NAME	COMMON	QTY	POT SIZE	HEIGHT
*Abf	Anigozanthos 'Bush Blaze'	Kangaroo Paw	6	200mm	0.6m
*Ca	Cupaniopsis anacardoides	Tuckeroo	1	45L	8m
*Dcb	Dianella caerulea 'Breeze'	Dianella	7	150mm	0.6m
*Sa	Syzygium australe 'Tiny Trev'	Lilly Pilly	21	300mm	1.2m
*Ti	Tristaniopsis laurina	Water Gum	2	75L	8m

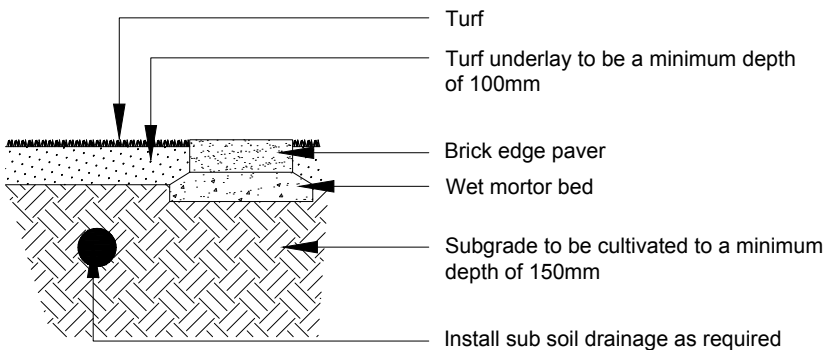
* Indicates Australian native species

PLANTING SUMMARY


TOTAL PLANTS	37
TOTAL NATIVE PLANTS	37
TOTAL EXOTIC PLANTS	0
% NATIVE PLANTS	100 %
TOTAL TREES	3
TREES REQUIRED	3



1 PLANTING DETAIL
2 SCALE : NTS



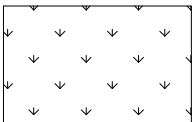
2 BRICK EDGING DETAIL
2 SCALE : NTS



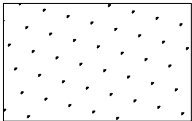
LEGEND
PROPOSED TREE -
REFER TO PLANT SCHEDULE



PROPOSED SHRUBS -
REFER TO PLANT SCHEDULE



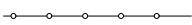
PROPOSED TURF



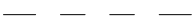
PROPOSED DECORATIVE
GRAVEL/PEBBLES



MASONRY RETAINING WALLS
(IF REQUIRED)




FENCING



EXISTING CONTOURS



PROPERTY BOUNDARY



GARDEN EDGING

GENERAL NOTES
Street trees, selected turf and all vegetation in front of the house are to be protected during construction with all damage to be rectified as part of the landscaping works. Garden edging visible from the street is to be in accordance with Council/Developer requirements.

- RETAINING WALLS
- Masonry retaining walls to engineering detail and building and siting guidelines. Any retaining walls visible from the street (including in front of the side gates and fencing returns) or that are 900mm high and over are to be constructed of masonry material.
 - Walls in the rear yard that are not visible from the street or are under 900mm high may be of timber construction.
 - All retaining walls noted on this plan including their heights, lengths and construction materials are subject to the site conditions of this property, all adjacent land and neighbouring platform levels.
 - Steps, landings and retaining walls etc. may be required once final survey of the property has been completed.




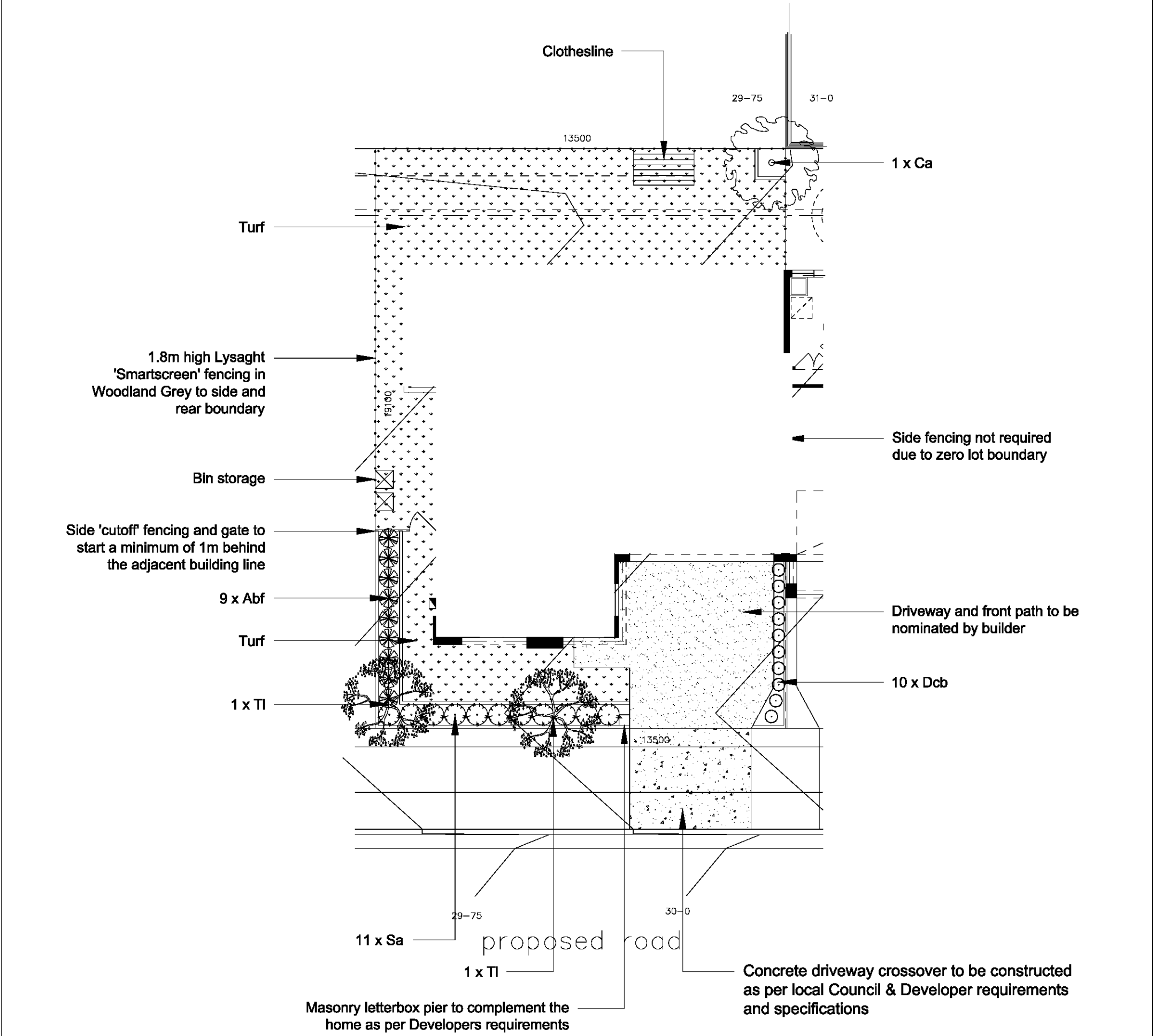
22 Brookhollow Avenue, Norwest Business Park,
BAULKHAM HILLS, NSW 2153

p: (02) 8860 9333
e: landscaping@homeoptiongallery.com.au

LANDSCAPING NOTES:
Landscaping, fencing, letterbox and driveway to be completed in accordance with Guidelines and DCP. Please note that the front and rear yard as well as any side yards will follow the natural ground level (NGL) of the property.

- Verify all measurements on site - do not scale from drawings.
- Notify home option gallery of any inconsistencies.
- Copyright © Home Option Gallery.
- Drawing remains the property of Home Option Gallery.
- All work to comply with relevant Australian Standards or Building Code of Australia and all work to be performed by a suitably qualified tradesperson.

A	SUBMITTED	27.09.21	HO
ISSUE	REVISION	DATE	DRAWN
PROJECT: NEW RESIDENCE		SCALE: 1:150 @ A3	
ADDRESS: LOT 1230A, PROPOSED RD, WERRINGTON		DRAWING: LANDSCAPE PLANS SHEET: L-002	
JOB NO: 9900051	ISSUE: A		
CLIENT: EDEN BRAE HOMES			



GENERAL NOTES

Street trees, selected turf and all vegetation in front of the house are to be protected during construction with all damage to be rectified as part of the landscaping works. Garden edging visible from the street is to be in accordance with Council/Developer requirements.

RETAINING WALLS

- Masonry retaining walls to engineering detail and building and siting guidelines. Any retaining walls visible from the street (including in front of the side gates and fencing returns) or that are 900mm high and over are to be constructed of masonry material.
- Walls in the rear yard that are not visible from the street or are under 900mm high may be of timber construction.
- All retaining walls noted on this plan including their heights, lengths and construction materials are subject to the site conditions of this property, all adjacent land and neighbouring platform levels.
- Steps, landings and retaining walls etc. may be required once final survey of the property has been completed.

LANDSCAPING NOTES:

Landscaping, fencing, letterbox and driveway to be completed in accordance with Guidelines and DCP. Please note that the front and rear yard as well as any side yards will follow the natural ground level (NGL) of the property.

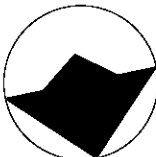
- Verify all measurements on site - do not scale from drawings.
- Notify home option gallery of any inconsistencies.
- Copyright © Home Option Gallery.
- Drawing remains the property of Home Option Gallery.
- All work to comply with relevant Australian Standards or Building Code of Australia and all work to be performed by a suitably qualified tradesperson.



HomeOptionGallery

22 Brookhollow Avenue, Norwest Business Park,
BAULKHAM HILLS, NSW 2153

p: (02) 8860 9333
e: landscaping@homeoptiongallery.com.au

A		SUBMITTED		27.09.21		HO	
ISSUE		REVISION		DATE		DRAWN	
PROJECT: NEW RESIDENCE				SCALE: 1:150 @ A3			
ADDRESS: LOT 1230B, PROPOSED RD, WERRINGTON				DRAWING: LANDSCAPE PLANS SHEET: L-001			
JOB NO: 9900051		ISSUE: A					
CLIENT: EDEN BRAE HOMES							

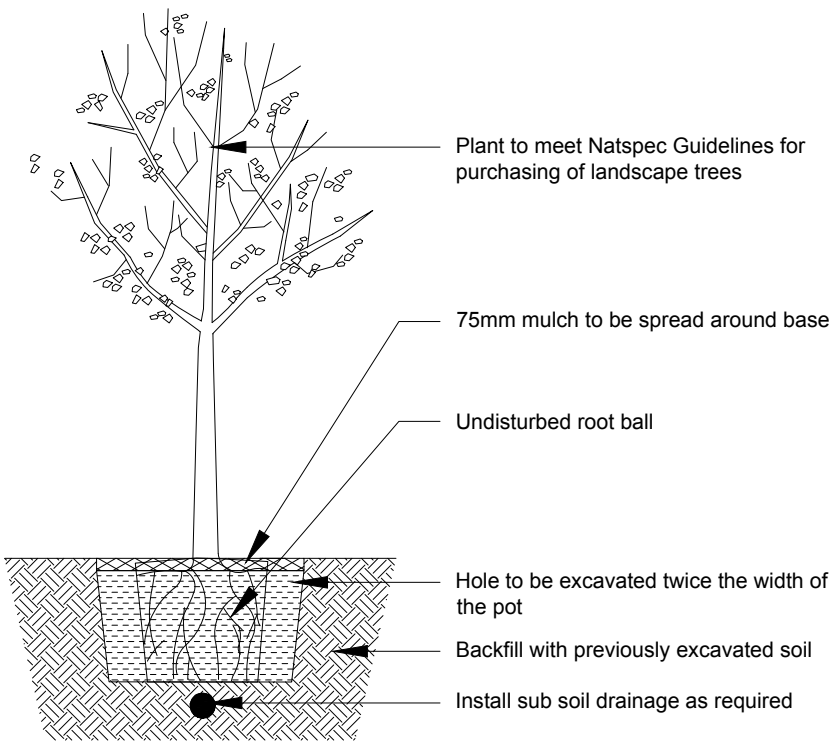
PLANT SCHEDULE

SYM	NAME	COMMON	QTY	POT SIZE	HEIGHT
*Abf	Anigozanthos 'Bush Blaze'	Kangaroo Paw	9	200mm	0.6m
*Ca	Cupaniopsis anacardoides	Tuckeroo	1	45L	8m
*Dcb	Dianella caerulea 'Breeze'	Dianella	10	150mm	0.6m
*Sa	Syzygium australe 'Tiny Trev'	Lilly Pilly	11	300mm	1.2m
*TI	Tristaniopsis laurina	Water Gum	2	75L	8m

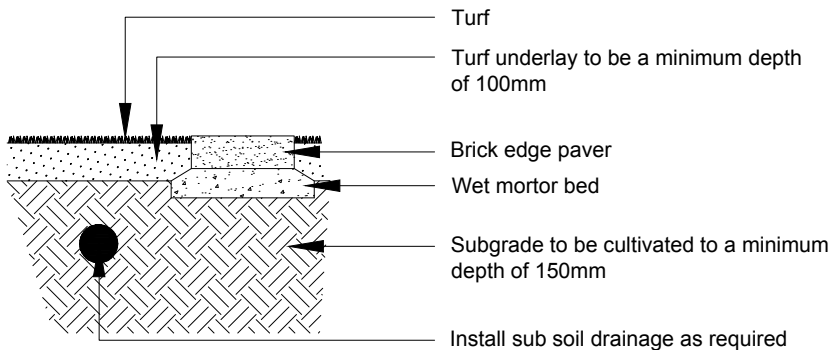
* Indicates Australian native species

PLANTING SUMMARY


TOTAL PLANTS	33
TOTAL NATIVE PLANTS	33
TOTAL EXOTIC PLANTS	0
% NATIVE PLANTS	100 %
TOTAL TREES	3
TREES REQUIRED	3



1 PLANTING DETAIL
2 SCALE : NTS



2 BRICK EDGING DETAIL
2 SCALE : NTS

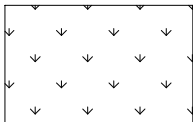


LEGEND

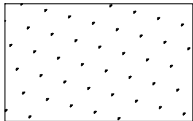
PROPOSED TREE -
REFER TO PLANT SCHEDULE



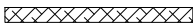
PROPOSED SHRUBS -
REFER TO PLANT SCHEDULE



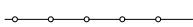
PROPOSED TURF



PROPOSED DECORATIVE
GRAVEL/PEBBLES



MASONRY RETAINING WALLS
(IF REQUIRED)



FENCING



EXISTING CONTOURS



PROPERTY BOUNDARY



GARDEN EDGING

GENERAL NOTES
Street trees, selected turf and all vegetation in front of the house are to be protected during construction with all damage to be rectified as part of the landscaping works. Garden edging visible from the street is to be in accordance with Council/Developer requirements.

- RETAINING WALLS
- Masonry retaining walls to engineering detail and building and siting guidelines. Any retaining walls visible from the street (including in front of the side gates and fencing returns) or that are 900mm high and over are to be constructed of masonry material.
 - Walls in the rear yard that are not visible from the street or are under 900mm high may be of timber construction.
 - All retaining walls noted on this plan including their heights, lengths and construction materials are subject to the site conditions of this property, all adjacent land and neighbouring platform levels.
 - Steps, landings and retaining walls etc. may be required once final survey of the property has been completed.


LANDSCAPING NOTES:
Landscaping, fencing, letterbox and driveway to be completed in accordance with Guidelines and DCP. Please note that the front and rear yard as well as any side yards will follow the natural ground level (NGL) of the property.

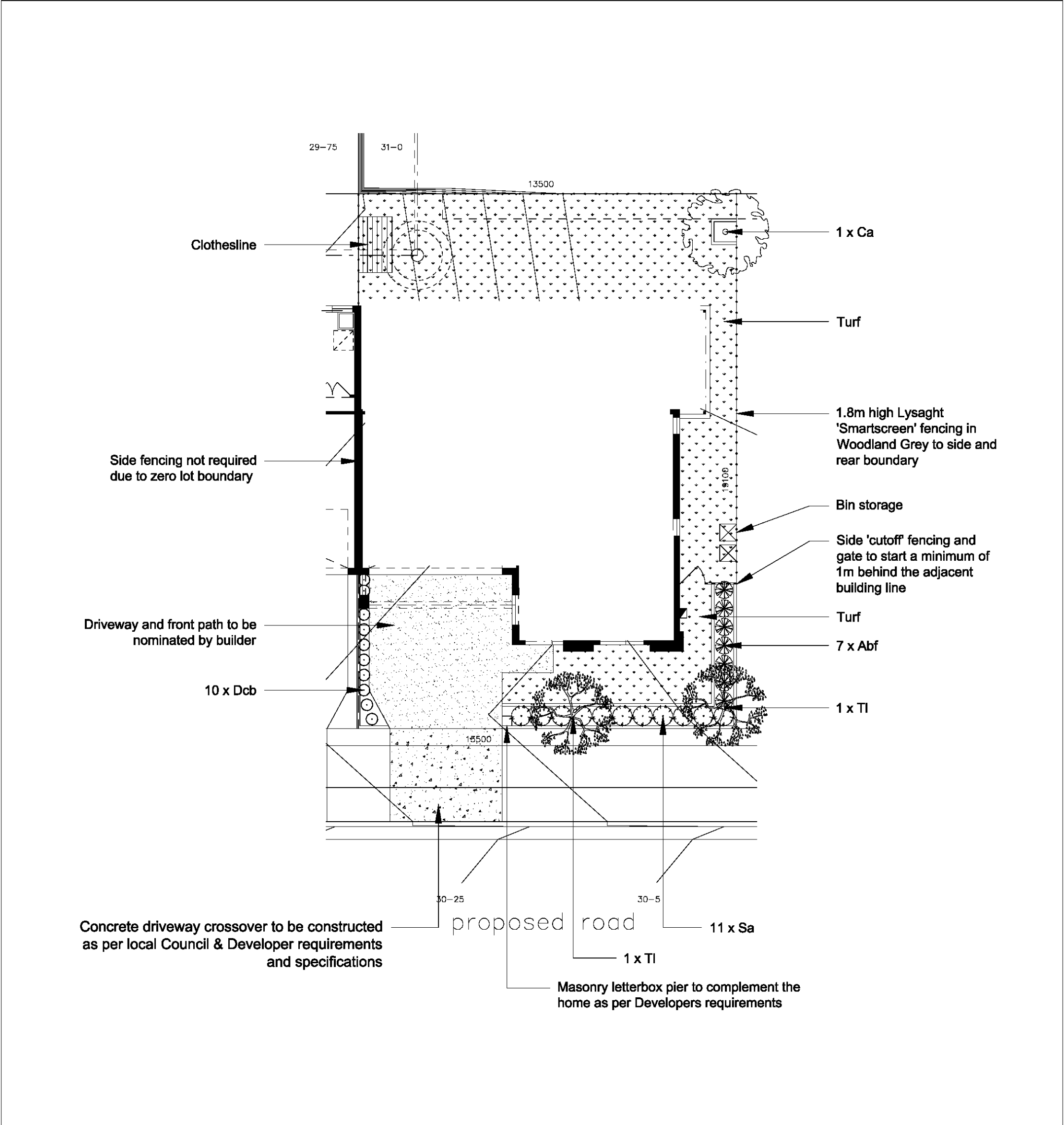
- Verify all measurements on site - do not scale from drawings.
- Notify home option gallery of any inconsistencies.
- Copyright © Home Option Gallery.
- Drawing remains the property of Home Option Gallery.
- All work to comply with relevant Australian Standards or Building Code of Australia and all work to be performed by a suitably qualified tradesperson.



22 Brookhollow Avenue, Norwest Business Park,
BAULKHAM HILLS, NSW 2153


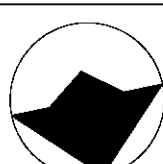
p: (02) 8860 9333
e: landscaping@homeoptiongallery.com.au

A	SUBMITTED	27.09.21	HO
ISSUE	REVISION	DATE	DRAWN
PROJECT: NEW RESIDENCE		SCALE: 1:150 @ A3	
ADDRESS: LOT 1230B, PROPOSED RD, WERRINGTON		DRAWING: LANDSCAPE PLANS SHEET: L-002	
JOB NO: 9900051	ISSUE: A		
CLIENT: EDEN BRAE HOMES			



GENERAL NOTES
Street trees, selected turf and all vegetation in front of the house are to be protected during construction with all damage to be rectified as part of the landscaping works. Garden edging visible from the street is to be in accordance with Council/Developer requirements.

- RETAINING WALLS**
- Masonry retaining walls to engineering detail and building and siting guidelines. Any retaining walls visible from the street (including in front of the side gates and fencing returns) or that are 900mm high and over are to be constructed of masonry material.
 - Walls in the rear yard that are not visible from the street or are under 900mm high may be of timber construction.
 - All retaining walls noted on this plan including their heights, lengths and construction materials are subject to the site conditions of this property, all adjacent land and neighbouring platform levels.
 - Steps, landings and retaining walls etc. may be required once final survey of the property has been completed.

 HomeOptionGallery		LANDSCAPING NOTES: Landscaping, fencing, letterbox and driveway to be completed in accordance with Guidelines and DCP. Please note that the front and rear yard as well as any side yards will follow the natural ground level (NGL) of the property.		PROJECT: NEW RESIDENCE		SCALE: 1:150 @ A3	
<p>22 Brookhollow Avenue, Norwest Business Park, BAULKHAM HILLS, NSW 2153</p> <p>p: (02) 8860 9333 e: landscaping@homeoptiongallery.com.au</p>		<ol style="list-style-type: none">1. Verify all measurements on site - do not scale from drawings.2. Notify home option gallery of any inconsistencies.3. Copyright © Home Option Gallery.4. Drawing remains the property of Home Option Gallery.5. All work to comply with relevant Australian Standards or Building Code of Australia and all work to be performed by a suitably qualified tradesperson.		ADDRESS: LOT 1230C, PROPOSED RD, WERRINGTON		DRAWING: LANDSCAPE PLANS SHEET: L-001	
				JOB NO: 9900051		ISSUE: A	
				CLIENT: EDEN BRAE HOMES			

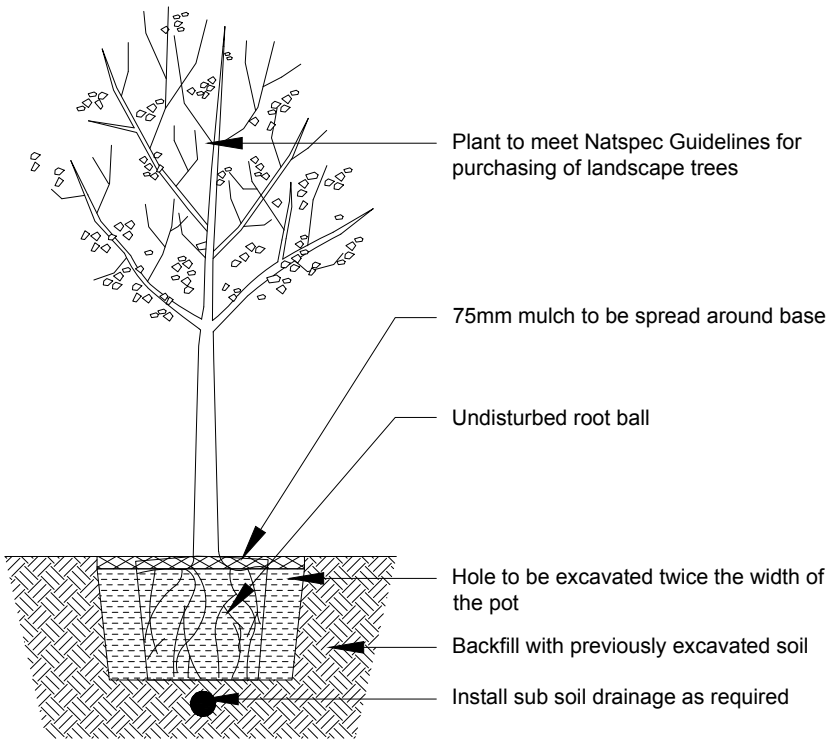
PLANT SCHEDULE

SYM	NAME	COMMON	QTY	POT SIZE	HEIGHT
*Abf	Anigozanthos 'Bush Blaze'	Kangaroo Paw	7	200mm	0.6m
*Ca	Cupaniopsis anacardoides	Tuckeroo	1	45L	8m
*Dcb	Dianella caerulea 'Breeze'	Dianella	10	150mm	0.6m
*Sa	Syzygium australe 'Tiny Trev'	Lilly Pilly	11	300mm	1.2m
*TI	Tristaniopsis laurina	Water Gum	2	75L	8m

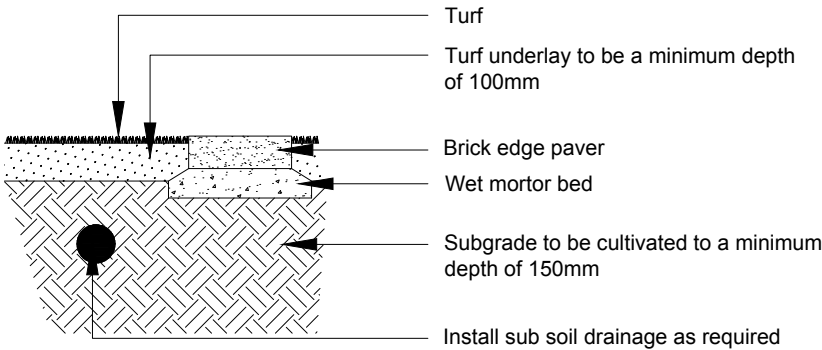
* Indicates Australian native species

PLANTING SUMMARY


TOTAL PLANTS	31
TOTAL NATIVE PLANTS	31
TOTAL EXOTIC PLANTS	0
% NATIVE PLANTS	100 %
TOTAL TREES	3
TREES REQUIRED	3



1 PLANTING DETAIL
2 SCALE : NTS



2 BRICK EDGING DETAIL
2 SCALE : NTS

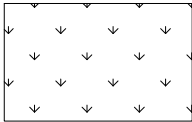


LEGEND

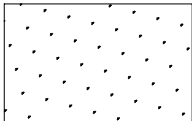
PROPOSED TREE -
REFER TO PLANT SCHEDULE



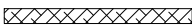
PROPOSED SHRUBS -
REFER TO PLANT SCHEDULE



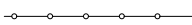
PROPOSED TURF



PROPOSED DECORATIVE
GRAVEL/PEBBLES



MASONRY RETAINING WALLS
(IF REQUIRED)




FENCING



EXISTING CONTOURS



PROPERTY BOUNDARY



GARDEN EDGING

GENERAL NOTES

Street trees, selected turf and all vegetation in front of the house are to be protected during construction with all damage to be rectified as part of the landscaping works. Garden edging visible from the street is to be in accordance with Council/Developer requirements.

RETAINING WALLS

- Masonry retaining walls to engineering detail and building and siting guidelines. Any retaining walls visible from the street (including in front of the side gates and fencing returns) or that are 900mm high and over are to be constructed of masonry material.
- Walls in the rear yard that are not visible from the street or are under 900mm high may be of timber construction.
- All retaining walls noted on this plan including their heights, lengths and construction materials are subject to the site conditions of this property, all adjacent land and neighbouring platform levels.
- Steps, landings and retaining walls etc. may be required once final survey of the property has been completed.

LANDSCAPING NOTES:

Landscaping, fencing, letterbox and driveway to be completed in accordance with Guidelines and DCP. Please note that the front and rear yard as well as any side yards will follow the natural ground level (NGL) of the property.

- Verify all measurements on site - do not scale from drawings.
- Notify home option gallery of any inconsistencies.
- Copyright © Home Option Gallery.
- Drawing remains the property of Home Option Gallery.
- All work to comply with relevant Australian Standards or Building Code of Australia and all work to be performed by a suitably qualified tradesperson.



HomeOptionGallery

22 Brookhollow Avenue, Norwest Business Park,
BAULKHAM HILLS, NSW 2153

p: (02) 8860 9333
e: landscaping@homeoptiongallery.com.au

A	SUBMITTED	27.09.21	HO
ISSUE	REVISION	DATE	DRAWN

PROJECT:
NEW RESIDENCE

SCALE:
1:150 @ A3


ADDRESS:
LOT 1230C, PROPOSED RD,
WERRINGTON

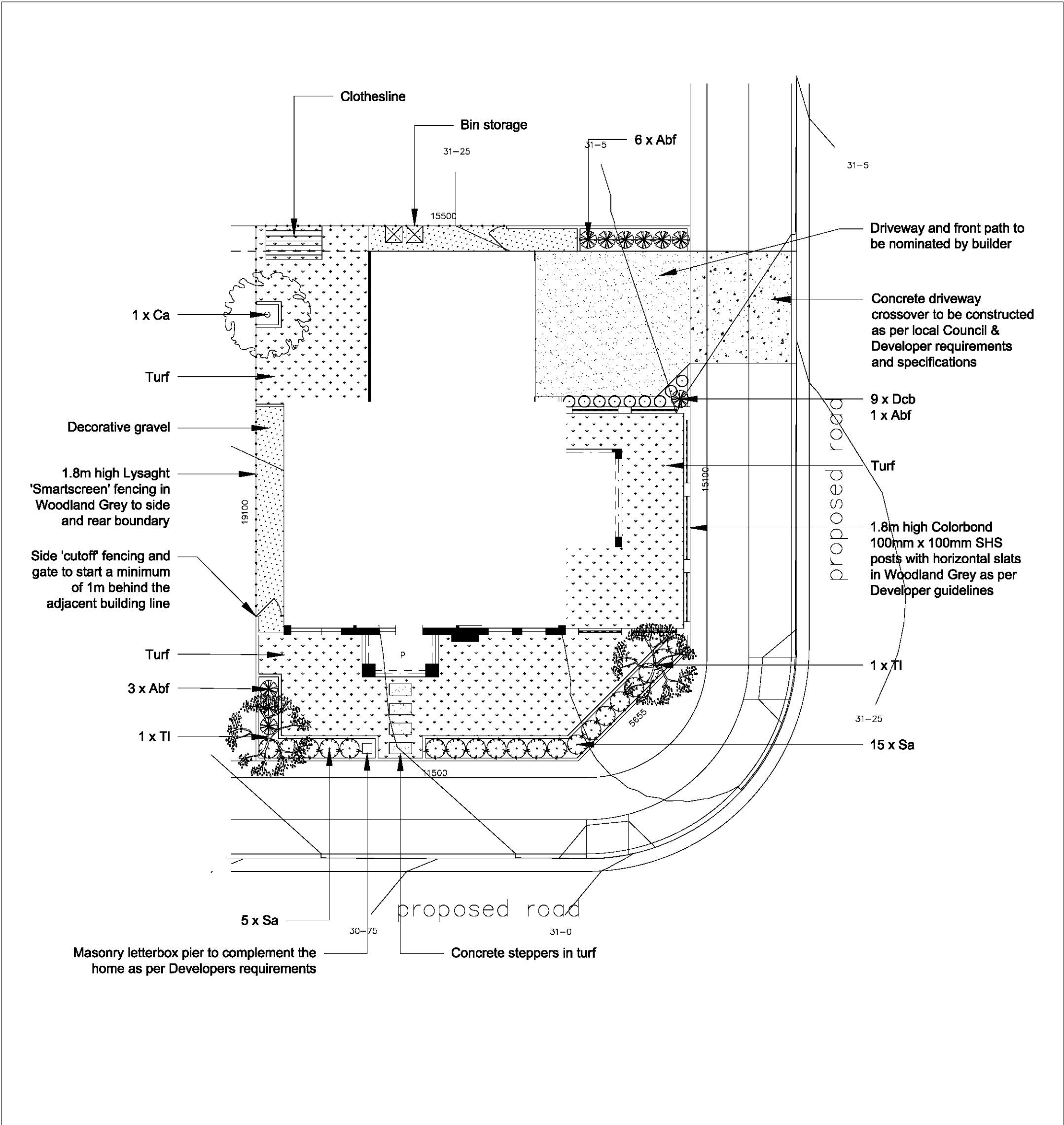
DRAWING:
LANDSCAPE PLANS
SHEET: L-002

JOB NO:
9900051

ISSUE:
A

CLIENT:
EDEN BRAE HOMES






GENERAL NOTES
Street trees, selected turf and all vegetation in front of the house are to be protected during construction with all damage to be rectified as part of the landscaping works. Garden edging visible from the street is to be in accordance with Council/Developer requirements.

- RETAINING WALLS**
- Masonry retaining walls to engineering detail and building and siting guidelines. Any retaining walls visible from the street (including in front of the side gates and fencing returns) or that are 900mm high and over are to be constructed of masonry material.
 - Walls in the rear yard that are not visible from the street or are under 900mm high may be of timber construction.
 - All retaining walls noted on this plan including their heights, lengths and construction materials are subject to the site conditions of this property, all adjacent land and neighbouring platform levels.
 - Steps, landings and retaining walls etc. may be required once final survey of the property has been completed.

LANDSCAPING NOTES:
Landscaping, fencing, letterbox and driveway to be completed in accordance with Guidelines and DCP. Please note that the front and rear yard as well as any side yards will follow the natural ground level (NGL) of the property.

1. Verify all measurements on site - do not scale from drawings.
2. Notify home option gallery of any inconsistencies.
3. Copyright © Home Option Gallery.
4. Drawing remains the property of Home Option Gallery.
5. All work to comply with relevant Australian Standards or Building Code of Australia and all work to be performed by a suitably qualified tradesperson.

A	SUBMITTED	27.09.21	HO
ISSUE	REVISION	DATE	DRAWN
PROJECT: NEW RESIDENCE		SCALE: 1:150 @ A3	
ADDRESS: LOT 1230D, PROPOSED RD, WERRINGTON		DRAWING: LANDSCAPE PLANS SHEET: L-001	
JOB NO: 9900051	ISSUE: A		
CLIENT: EDEN BRAE HOMES			



HomeOptionGallery

22 Brookhollow Avenue, Norwest Business Park,
BAULKHAM HILLS, NSW 2153

p: (02) 8860 9333
e: landscaping@homeoptiongallery.com.au

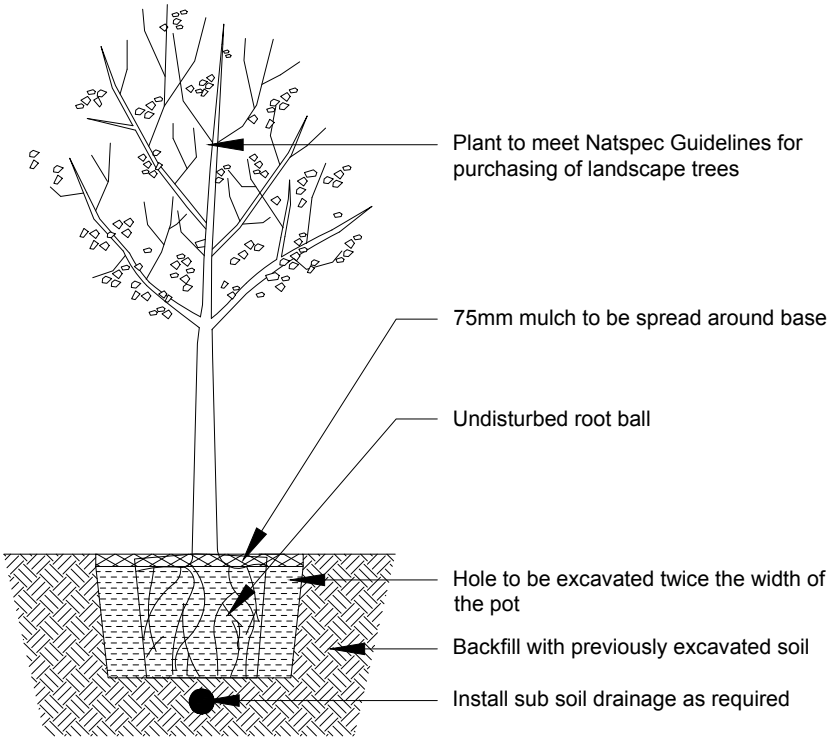
PLANT SCHEDULE

SYM	NAME	COMMON	QTY	POT SIZE	HEIGHT
*Abf	Anigozanthos 'Bush Blaze'	Kangaroo Paw	10	200mm	0.6m
*Ca	Cupaniopsis anacardoides	Tuckeroo	1	45L	8m
*Dcb	Dianella caerulea 'Breeze'	Dianella	9	150mm	0.6m
*Sa	Syzygium australe 'Tiny Trev'	Lilly Pilly	20	300mm	1.2m
*TI	Tristaniopsis laurina	Water Gum	2	75L	8m

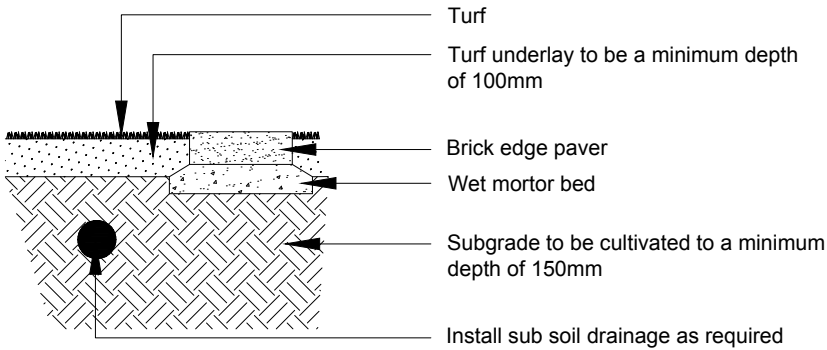
* Indicates Australian native species

PLANTING SUMMARY


TOTAL PLANTS	42
TOTAL NATIVE PLANTS	42
TOTAL EXOTIC PLANTS	0
% NATIVE PLANTS	100 %
TOTAL TREES	3
TREES REQUIRED	3



1 PLANTING DETAIL
2 SCALE : NTS

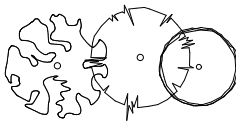


2 BRICK EDGING DETAIL
2 SCALE : NTS

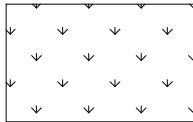


LEGEND

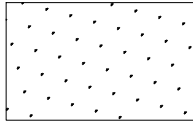
PROPOSED TREE -
REFER TO PLANT SCHEDULE



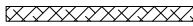
PROPOSED SHRUBS -
REFER TO PLANT SCHEDULE



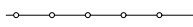
PROPOSED TURF



PROPOSED DECORATIVE
GRAVEL/PEBBLES



MASONRY RETAINING WALLS
(IF REQUIRED)



FENCING



EXISTING CONTOURS



PROPERTY BOUNDARY



GARDEN EDGING

GENERAL NOTES

Street trees, selected turf and all vegetation in front of the house are to be protected during construction with all damage to be rectified as part of the landscaping works. Garden edging visible from the street is to be in accordance with Council/Developer requirements.

RETAINING WALLS

- Masonry retaining walls to engineering detail and building and siting guidelines. Any retaining walls visible from the street (including in front of the side gates and fencing returns) or that are 900mm high and over are to be constructed of masonry material.
- Walls in the rear yard that are not visible from the street or are under 900mm high may be of timber construction.
- All retaining walls noted on this plan including their heights, lengths and construction materials are subject to the site conditions of this property, all adjacent land and neighbouring platform levels.
- Steps, landings and retaining walls etc. may be required once final survey of the property has been completed.



HomeOptionGallery

22 Brookhollow Avenue, Norwest Business Park,
BAULKHAM HILLS, NSW 2153

p: (02) 8860 9333
e: landscaping@homeoptiongallery.com.au

LANDSCAPING NOTES:

Landscaping, fencing, letterbox and driveway to be completed in accordance with Guidelines and DCP. Please note that the front and rear yard as well as any side yards will follow the natural ground level (NGL) of the property.

1. Verify all measurements on site - do not scale from drawings.
2. Notify home option gallery of any inconsistencies.
3. Copyright © Home Option Gallery.
4. Drawing remains the property of Home Option Gallery.
5. All work to comply with relevant Australian Standards or Building Code of Australia and all work to be performed by a suitably qualified tradesperson.

A	SUBMITTED	27.09.21	HO
ISSUE	REVISION	DATE	DRAWN

PROJECT:
NEW RESIDENCE

SCALE:
1:150 @ A3


ADDRESS:
LOT 1230D, PROPOSED RD,
WERRINGTON

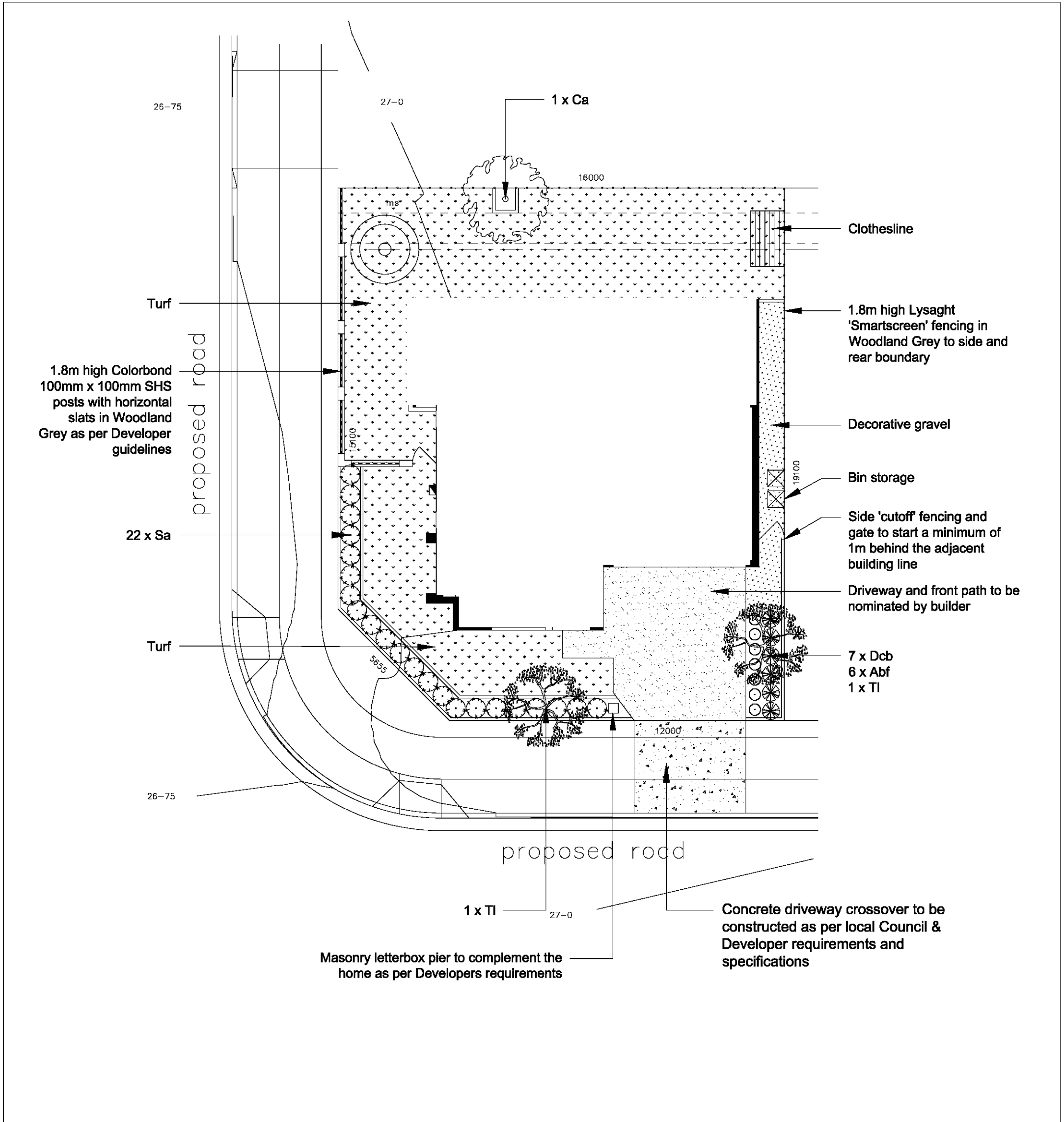
DRAWING:
LANDSCAPE PLANS
SHEET: L-002

JOB NO:
9900051

ISSUE:
A

CLIENT:
EDEN BRAE HOMES






GENERAL NOTES
Street trees, selected turf and all vegetation in front of the house are to be protected during construction with all damage to be rectified as part of the landscaping works. Garden edging visible from the street is to be in accordance with Council/Developer requirements.

- RETAINING WALLS**
- Masonry retaining walls to engineering detail and building and siting guidelines. Any retaining walls visible from the street (including in front of the side gates and fencing returns) or that are 900mm high and over are to be constructed of masonry material.
 - Walls in the rear yard that are not visible from the street or are under 900mm high may be of timber construction.
 - All retaining walls noted on this plan including their heights, lengths and construction materials are subject to the site conditions of this property, all adjacent land and neighbouring platform levels.
 - Steps, landings and retaining walls etc. may be required once final survey of the property has been completed.

LANDSCAPING NOTES:
Landscaping, fencing, letterbox and driveway to be completed in accordance with Guidelines and DCP. Please note that the front and rear yard as well as any side yards will follow the natural ground level (NGL) of the property.

- Verify all measurements on site - do not scale from drawings.
- Notify home option gallery of any inconsistencies.
- Copyright © Home Option Gallery.
- Drawing remains the property of Home Option Gallery.
- All work to comply with relevant Australian Standards or Building Code of Australia and all work to be performed by a suitably qualified tradesperson.

A		SUBMITTED		28.09.21		HO	
ISSUE		REVISION		DATE		DRAWN	
PROJECT: NEW RESIDENCE				SCALE: 1:150 @ A3			
ADDRESS: LOT 2010A, PROPOSED RD, WERRINGTON				DRAWING: LANDSCAPE PLANS SHEET: L-001			
JOB NO: 9900051		ISSUE: A					
CLIENT: EDEN BRAE HOMES							



22 Brookhollow Avenue, Norwest Business Park,
BAULKHAM HILLS, NSW 2153

p: (02) 8860 9333
e: landscaping@homeoptiongallery.com.au

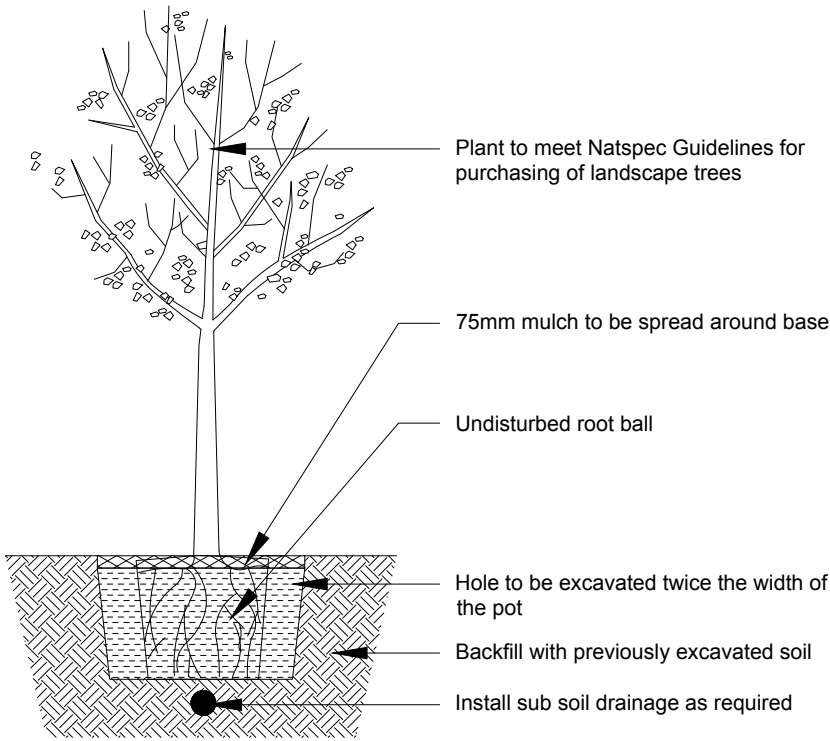
PLANT SCHEDULE

SYM	NAME	COMMON	QTY	POT SIZE	HEIGHT
*Abf	Anigozanthos 'Bush Blaze'	Kangaroo Paw	6	200mm	0.6m
*Ca	Cupaniopsis anacardoides	Tuckeroo	1	45L	8m
*Dcb	Dianella caerulea 'Breeze'	Dianella	7	150mm	0.6m
*Sa	Syzygium australe 'Tiny Trev'	Lilly Pilly	22	300mm	1.2m
*TI	Tristaniopsis laurina	Water Gum	2	75L	8m

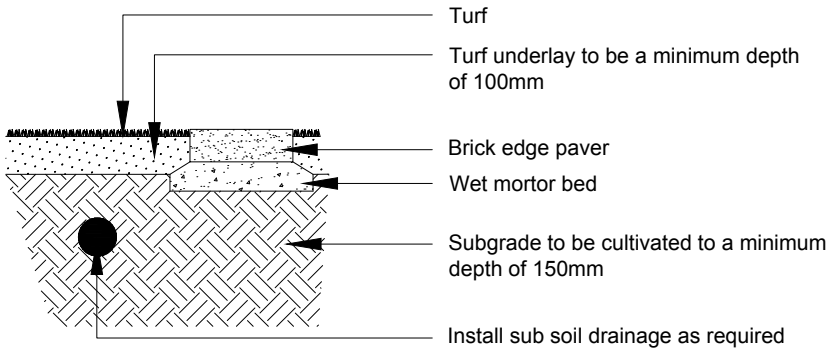
* Indicates Australian native species

PLANTING SUMMARY


TOTAL PLANTS	38
TOTAL NATIVE PLANTS	38
TOTAL EXOTIC PLANTS	0
% NATIVE PLANTS	100 %
TOTAL TREES	3
TREES REQUIRED	3



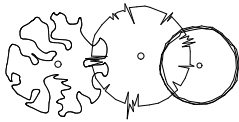
1 PLANTING DETAIL
2 SCALE : NTS



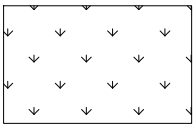
2 BRICK EDGING DETAIL
2 SCALE : NTS



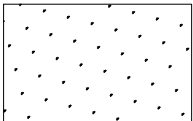
LEGEND
PROPOSED TREE -
REFER TO PLANT SCHEDULE



PROPOSED SHRUBS -
REFER TO PLANT SCHEDULE



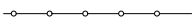
PROPOSED TURF



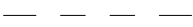
PROPOSED DECORATIVE
GRAVEL/PEBBLES



MASONRY RETAINING WALLS
(IF REQUIRED)



FENCING



EXISTING CONTOURS



PROPERTY BOUNDARY



GARDEN EDGING

GENERAL NOTES
Street trees, selected turf and all vegetation in front of the house are to be protected during construction with all damage to be rectified as part of the landscaping works. Garden edging visible from the street is to be in accordance with Council/Developer requirements.

RETAINING WALLS
• Masonry retaining walls to engineering detail and building and siting guidelines. Any retaining walls visible from the street (including in front of the side gates and fencing returns) or that are 900mm high and over are to be constructed of masonry material.
• Walls in the rear yard that are not visible from the street or are under 900mm high may be of timber construction.
• All retaining walls noted on this plan including their heights, lengths and construction materials are subject to the site conditions of this property, all adjacent land and neighbouring platform levels.
• Steps, landings and retaining walls etc. may be required once final survey of the property has been completed.




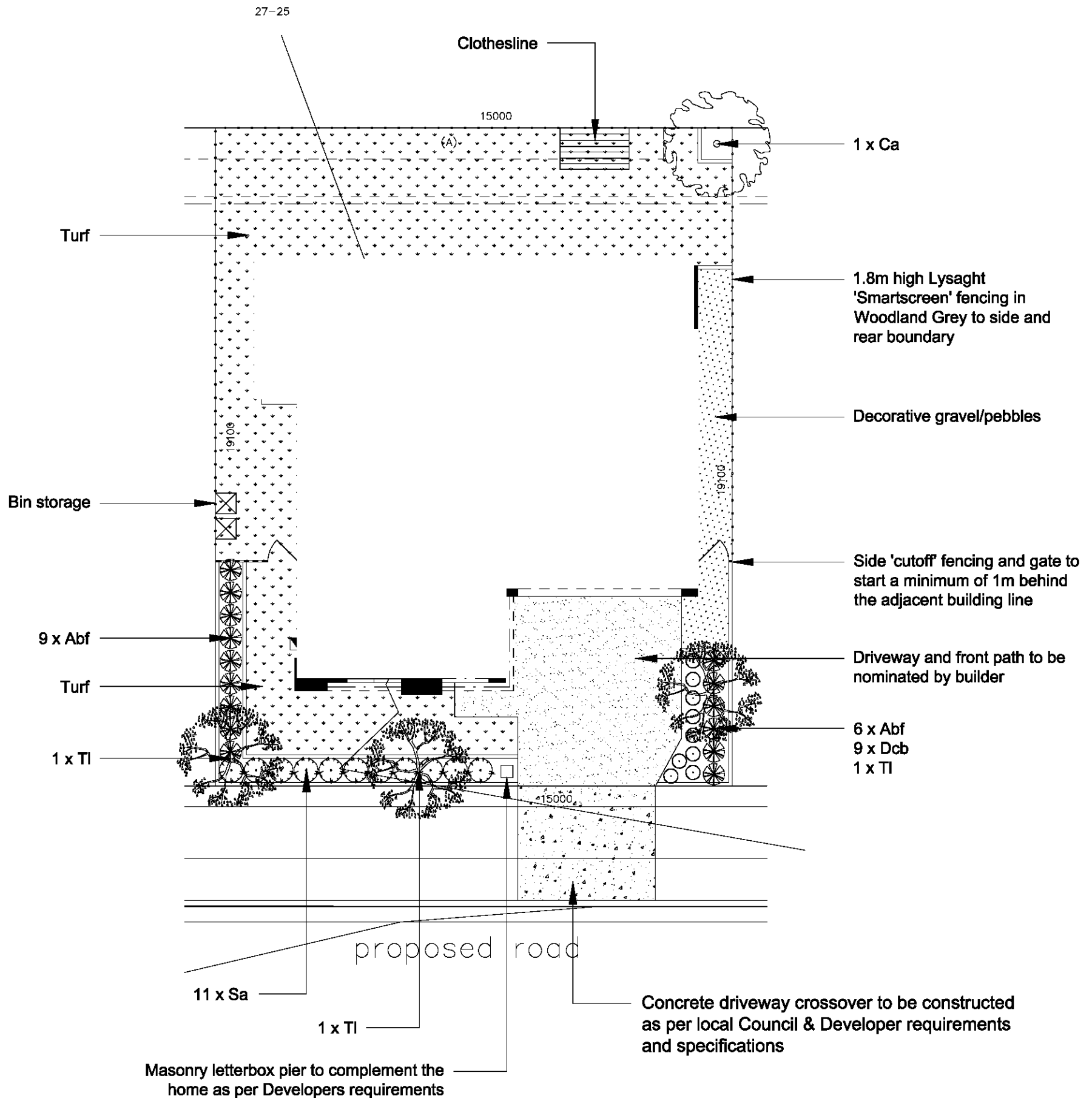
22 Brookhollow Avenue, Norwest Business Park,
BAULKHAM HILLS, NSW 2153

p: (02) 8860 9333
e: landscaping@homeoptiongallery.com.au

LANDSCAPING NOTES:
Landscaping, fencing, letterbox and driveway to be completed in accordance with Guidelines and DCP. Please note that the front and rear yard as well as any side yards will follow the natural ground level (NGL) of the property.

1. Verify all measurements on site - do not scale from drawings.
2. Notify home option gallery of any inconsistencies.
3. Copyright © Home Option Gallery.
4. Drawing remains the property of Home Option Gallery.
5. All work to comply with relevant Australian Standards or Building Code of Australia and all work to be performed by a suitably qualified tradesperson.


A	SUBMITTED	28.09.21	HO
ISSUE	REVISION	DATE	DRAWN
PROJECT: NEW RESIDENCE		SCALE: 1:150 @ A3	
ADDRESS: LOT 2010A, PROPOSED RD, WERRINGTON		DRAWING: LANDSCAPE PLANS SHEET: L-002	
JOB NO: 9900051	ISSUE: A		
CLIENT: EDEN BRAE HOMES			



GENERAL NOTES
 Street trees, selected turf and all vegetation in front of the house are to be protected during construction with all damage to be rectified as part of the landscaping works. Garden edging visible from the street is to be in accordance with Council/Developer requirements.

RETAINING WALLS

- Masonry retaining walls to engineering detail and building and siting guidelines. Any retaining walls visible from the street (including in front of the side gates and fencing returns) or that are 900mm high and over are to be constructed of masonry material.
- Walls in the rear yard that are not visible from the street or are under 900mm high may be of timber construction.
- All retaining walls noted on this plan including their heights, lengths and construction materials are subject to the site conditions of this property, all adjacent land and neighbouring platform levels.
- Steps, landings and retaining walls etc. may be required once final survey of the property has been completed.



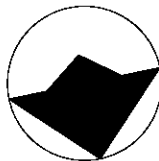
HomeOptionGallery

22 Brookhollow Avenue, Norwest Business Park,
 BAULKHAM HILLS, NSW 2153

p: (02) 8860 9333
 e: landscaping@homeoptiongallery.com.au

LANDSCAPING NOTES:
 Landscaping, fencing, letterbox and driveway to be completed in accordance with Guidelines and DCP. Please note that the front and rear yard as well as any side yards will follow the natural ground level (NGL) of the property.

- Verify all measurements on site - do not scale from drawings.
- Notify home option gallery of any inconsistencies.
- Copyright © Home Option Gallery.
- Drawing remains the property of Home Option Gallery.
- All work to comply with relevant Australian Standards or Building Code of Australia and all work to be performed by a suitably qualified tradesperson.

A	SUBMITTED	28.09.21	HO
ISSUE	REVISION	DATE	DRAWN
PROJECT: NEW RESIDENCE		SCALE: 1:150 @ A3	
ADDRESS: LOT 2010B, PROPOSED RD, WERRINGTON		DRAWING: LANDSCAPE PLANS SHEET: L-001	
JOB NO: 9900051	ISSUE: A		
CLIENT: EDEN BRAE HOMES			

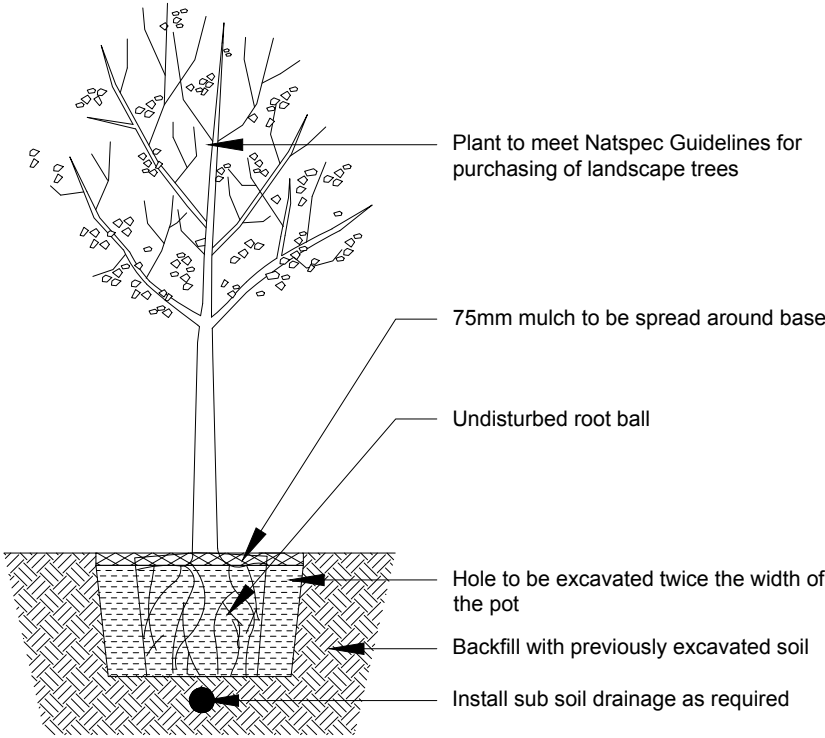
PLANT SCHEDULE

SYM	NAME	COMMON	QTY	POT SIZE	HEIGHT
*Abf	Anigozanthos 'Bush Blaze'	Kangaroo Paw	15	200mm	0.6m
*Ca	Cupaniopsis anacardoides	Tuckeroo	1	45L	8m
*Dcb	Dianella caerulea 'Breeze'	Dianella	9	150mm	0.6m
*Sa	Syzygium australe 'Tiny Trev'	Lilly Pilly	11	300mm	1.2m
*TI	Tristaniopsis laurina	Water Gum	2	75L	8m

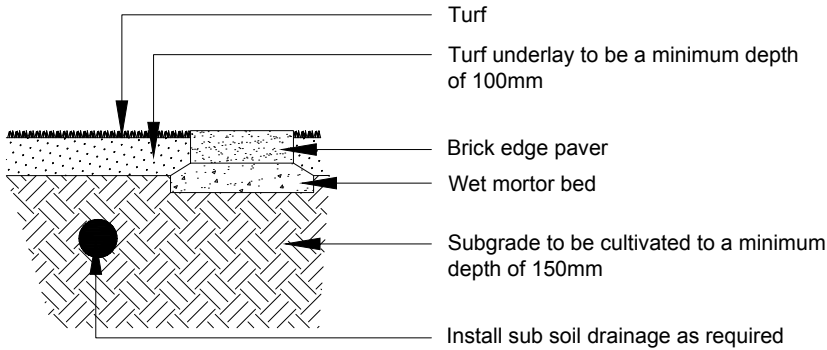
* Indicates Australian native species

PLANTING SUMMARY


TOTAL PLANTS	38
TOTAL NATIVE PLANTS	38
TOTAL EXOTIC PLANTS	0
% NATIVE PLANTS	100 %
TOTAL TREES	3
TREES REQUIRED	3



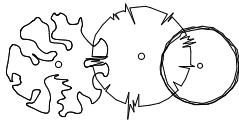
1 PLANTING DETAIL
2 SCALE : NTS



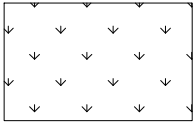
2 BRICK EDGING DETAIL
2 SCALE : NTS



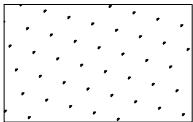
LEGEND
PROPOSED TREE -
REFER TO PLANT SCHEDULE



PROPOSED SHRUBS -
REFER TO PLANT SCHEDULE



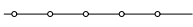
PROPOSED TURF



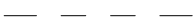
PROPOSED DECORATIVE
GRAVEL/PEBBLES



MASONRY RETAINING WALLS
(IF REQUIRED)



FENCING



EXISTING CONTOURS



PROPERTY BOUNDARY



GARDEN EDGING

GENERAL NOTES

Street trees, selected turf and all vegetation in front of the house are to be protected during construction with all damage to be rectified as part of the landscaping works. Garden edging visible from the street is to be in accordance with Council/Developer requirements.

RETAINING WALLS

- Masonry retaining walls to engineering detail and building and siting guidelines. Any retaining walls visible from the street (including in front of the side gates and fencing returns) or that are 900mm high and over are to be constructed of masonry material.
- Walls in the rear yard that are not visible from the street or are under 900mm high may be of timber construction.
- All retaining walls noted on this plan including their heights, lengths and construction materials are subject to the site conditions of this property, all adjacent land and neighbouring platform levels.
- Steps, landings and retaining walls etc. may be required once final survey of the property has been completed.




HomeOptionGallery

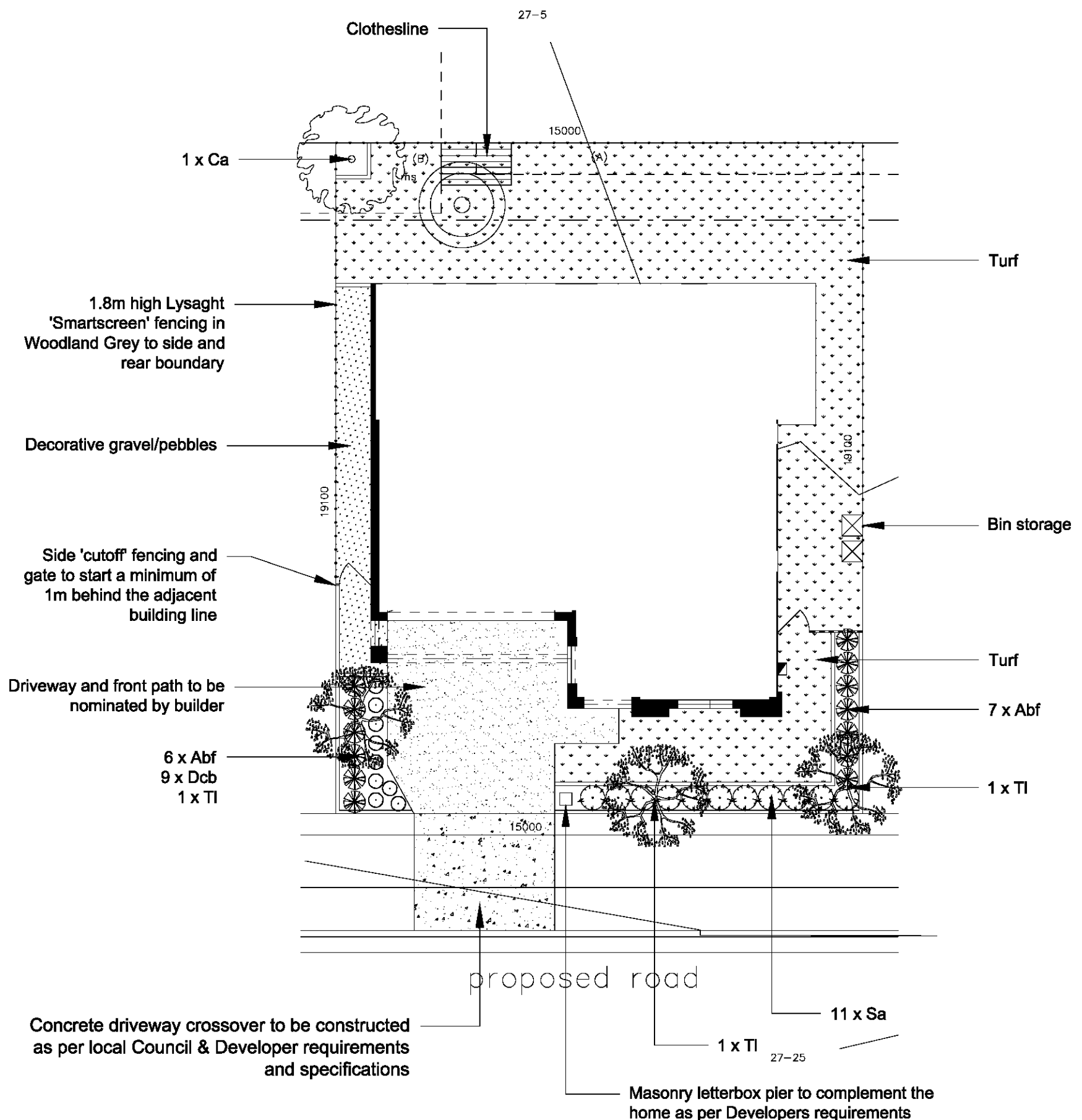
22 Brookhollow Avenue, Norwest Business Park,
BAULKHAM HILLS, NSW 2153

p: (02) 8860 9333
e: landscaping@homeoptiongallery.com.au

LANDSCAPING NOTES:
Landscaping, fencing, letterbox and driveway to be completed in accordance with Guidelines and DCP. Please note that the front and rear yard as well as any side yards will follow the natural ground level (NGL) of the property.

1. Verify all measurements on site - do not scale from drawings.
2. Notify home option gallery of any inconsistencies.
3. Copyright © Home Option Gallery.
4. Drawing remains the property of Home Option Gallery.
5. All work to comply with relevant Australian Standards or Building Code of Australia and all work to be performed by a suitably qualified tradesperson.

A	SUBMITTED	28.09.21	HO
ISSUE	REVISION	DATE	DRAWN
PROJECT: NEW RESIDENCE		SCALE: 1:150 @ A3	
ADDRESS: LOT 2010B, PROPOSED RD, WERRINGTON		DRAWING: LANDSCAPE PLANS SHEET: L-002	
JOB NO: 9900051	ISSUE: A		
CLIENT: EDEN BRAE HOMES			

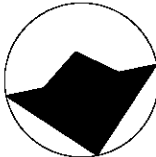


GENERAL NOTES
Street trees, selected turf and all vegetation in front of the house are to be protected during construction with all damage to be rectified as part of the landscaping works. Garden edging visible from the street is to be in accordance with Council/Developer requirements.

- RETAINING WALLS**
- Masonry retaining walls to engineering detail and building and siting guidelines. Any retaining walls visible from the street (including in front of the side gates and fencing returns) or that are 900mm high and over are to be constructed of masonry material.
 - Walls in the rear yard that are not visible from the street or are under 900mm high may be of timber construction.
 - All retaining walls noted on this plan including their heights, lengths and construction materials are subject to the site conditions of this property, all adjacent land and neighbouring platform levels.
 - Steps, landings and retaining walls etc. may be required once final survey of the property has been completed.

LANDSCAPING NOTES:
Landscaping, fencing, letterbox and driveway to be completed in accordance with Guidelines and DCP. Please note that the front and rear yard as well as any side yards will follow the natural ground level (NGL) of the property.

- Verify all measurements on site - do not scale from drawings.
- Notify home option gallery of any inconsistencies.
- Copyright © Home Option Gallery.
- Drawing remains the property of Home Option Gallery.
- All work to comply with relevant Australian Standards or Building Code of Australia and all work to be performed by a suitably qualified tradesperson.

A		SUBMITTED		28.09.21		HO	
ISSUE		REVISION		DATE		DRAWN	
PROJECT: NEW RESIDENCE				SCALE: 1:150 @ A3			
ADDRESS: LOT 2010C, PROPOSED RD, WERRINGTON				DRAWING: LANDSCAPE PLANS SHEET: L-001			
JOB NO: 9900051		ISSUE: A					
CLIENT: EDEN BRAE HOMES							

 **HomeOptionGallery**
22 Brookhollow Avenue, Norwest Business Park,
BAULKHAM HILLS, NSW 2153
p: (02) 8860 9333
e: landscaping@homeoptiongallery.com.au

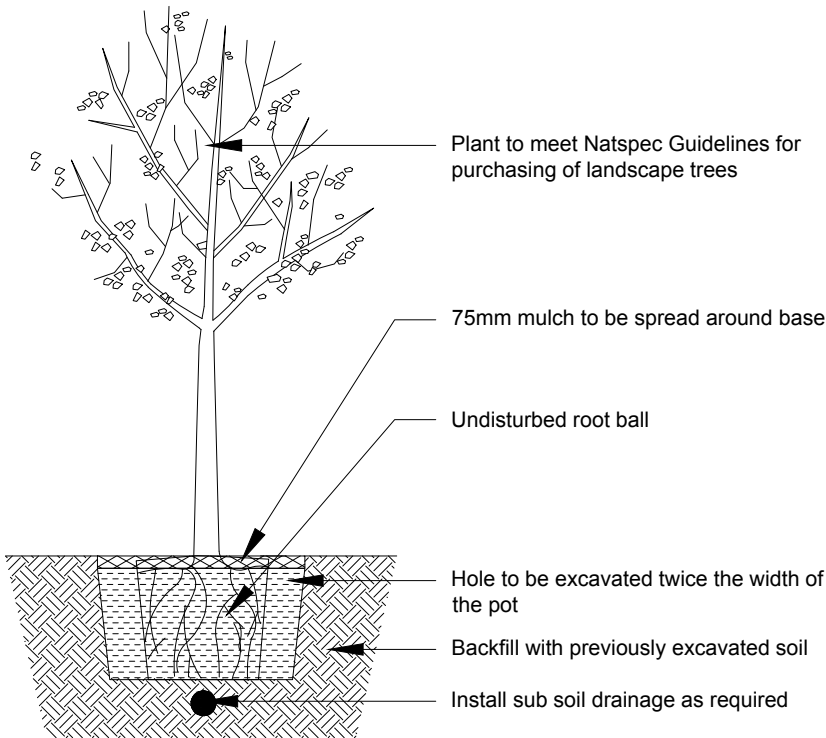
PLANT SCHEDULE

SYM	NAME	COMMON	QTY	POT SIZE	HEIGHT
*Abf	Anigozanthos 'Bush Blaze'	Kangaroo Paw	13	200mm	0.6m
*Ca	Cupaniopsis anacardoides	Tuckeroo	1	45L	8m
*Dcb	Dianella caerulea 'Breeze'	Dianella	9	150mm	0.6m
*Sa	Syzygium australe 'Tiny Trev'	Lilly Pilly	11	300mm	1.2m
*Ti	Tristaniopsis laurina	Water Gum	2	75L	8m

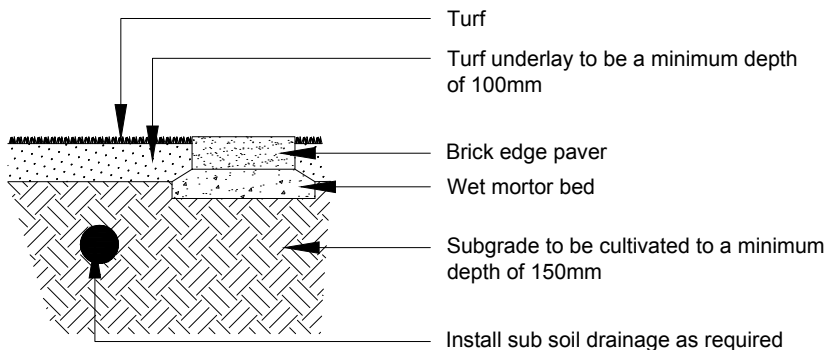
* Indicates Australian native species

PLANTING SUMMARY


TOTAL PLANTS	36
TOTAL NATIVE PLANTS	36
TOTAL EXOTIC PLANTS	0
% NATIVE PLANTS	100 %
TOTAL TREES	3
TREES REQUIRED	3



1 PLANTING DETAIL
2 SCALE : NTS



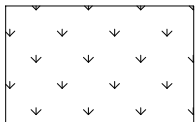
2 BRICK EDGING DETAIL
2 SCALE : NTS



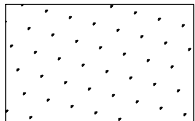
LEGEND
PROPOSED TREE -
REFER TO PLANT SCHEDULE



PROPOSED SHRUBS -
REFER TO PLANT SCHEDULE



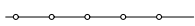
PROPOSED TURF



PROPOSED DECORATIVE
GRAVEL/PEBBLES



MASONRY RETAINING WALLS
(IF REQUIRED)




FENCING



EXISTING CONTOURS



PROPERTY BOUNDARY



GARDEN EDGING

GENERAL NOTES
Street trees, selected turf and all vegetation in front of the house are to be protected during construction with all damage to be rectified as part of the landscaping works. Garden edging visible from the street is to be in accordance with Council/Developer requirements.

- RETAINING WALLS
- Masonry retaining walls to engineering detail and building and siting guidelines. Any retaining walls visible from the street (including in front of the side gates and fencing returns) or that are 900mm high and over are to be constructed of masonry material.
 - Walls in the rear yard that are not visible from the street or are under 900mm high may be of timber construction.
 - All retaining walls noted on this plan including their heights, lengths and construction materials are subject to the site conditions of this property, all adjacent land and neighbouring platform levels.
 - Steps, landings and retaining walls etc. may be required once final survey of the property has been completed.




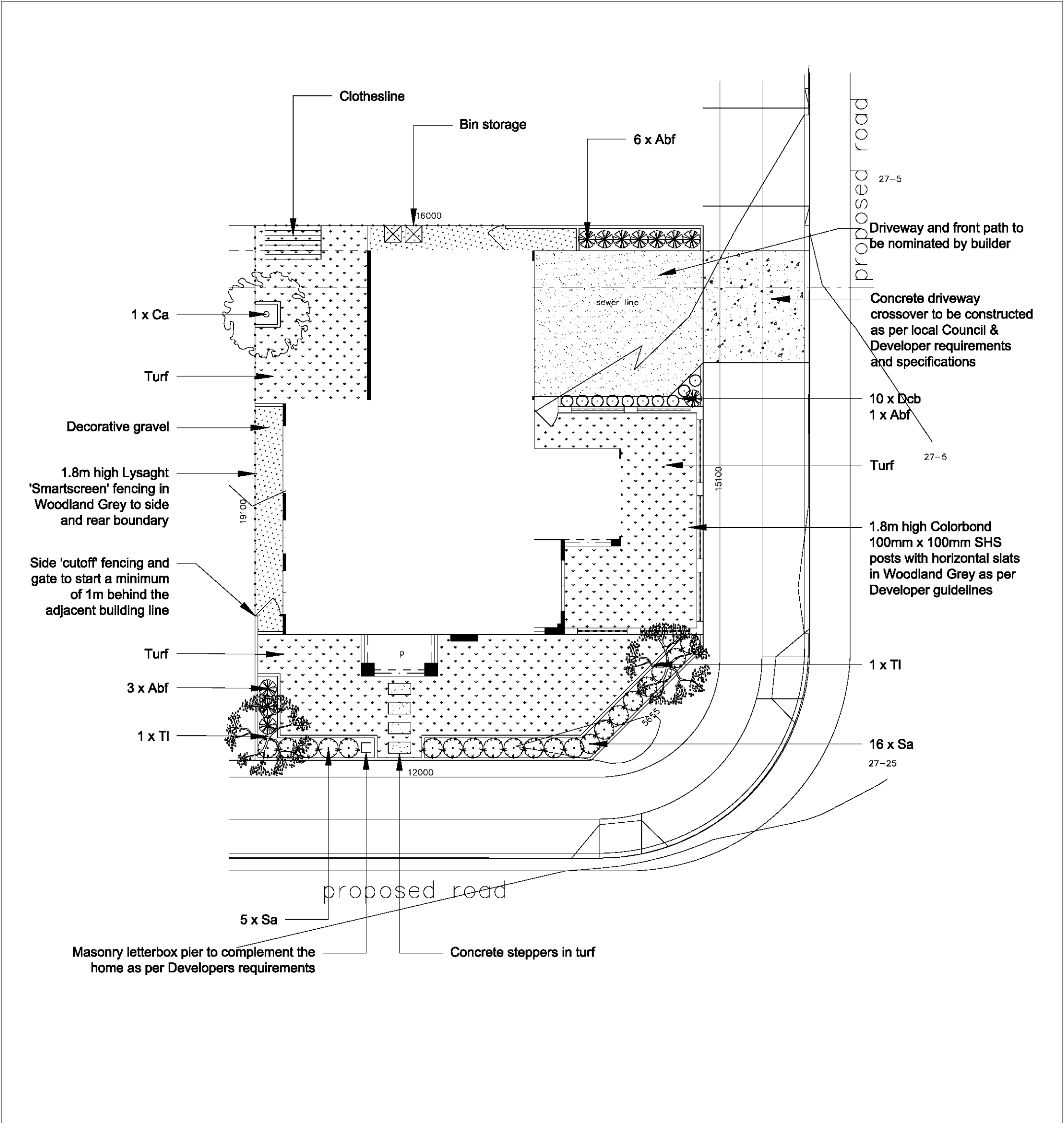
22 Brookhollow Avenue, Norwest Business Park,
BAULKHAM HILLS, NSW 2153

p: (02) 8860 9333
e: landscaping@homeoptiongallery.com.au

LANDSCAPING NOTES:
Landscaping, fencing, letterbox and driveway to be completed in accordance with Guidelines and DCP. Please note that the front and rear yard as well as any side yards will follow the natural ground level (NGL) of the property.

- Verify all measurements on site - do not scale from drawings.
- Notify home option gallery of any inconsistencies.
- Copyright © Home Option Gallery.
- Drawing remains the property of Home Option Gallery.
- All work to comply with relevant Australian Standards or Building Code of Australia and all work to be performed by a suitably qualified tradesperson.


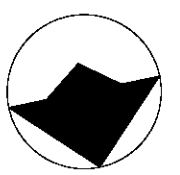
A	SUBMITTED	28.09.21	HO
ISSUE	REVISION	DATE	DRAWN
PROJECT: NEW RESIDENCE		SCALE: 1:150 @ A3	
ADDRESS: LOT 2010C, PROPOSED RD, WERRINGTON		DRAWING: LANDSCAPE PLANS SHEET: L-002	
JOB NO: 9900051	ISSUE: A		
CLIENT: EDEN BRAE HOMES			



GENERAL NOTES
Street trees, selected turf and all vegetation in front of the house are to be protected during construction with all damage to be rectified as part of the landscaping works. Garden edging visible from the street is to be in accordance with Council/Developer requirements.

RETAINING WALLS

- Masonry retaining walls to engineering detail and building and siting guidelines. Any retaining walls visible from the street (including in front of the side gates and fencing returns) or that are 900mm high and over are to be constructed of masonry material.
- Walls in the rear yard that are not visible from the street or are under 900mm high may be of timber construction.
- All retaining walls noted on this plan including their heights, lengths and construction materials are subject to the site conditions of this property, all adjacent land and neighbouring platform levels.
- Steps, landings and retaining walls etc. may be required once final survey of the property has been completed.

 HomeOptionGallery 22 Brookhollow Avenue, Norwest Business Park, BAULKHAM HILLS, NSW 2153 p: (02) 8860 9333 e: landscaping@homeoptiongallery.com.au	LANDSCAPING NOTES: Landscaping, fencing, letterbox and driveway to be completed in accordance with Guidelines and DCP. Please note that the front and rear yard as well as any side yards will follow the natural ground level (NGL) of the property.	PROJECT: NEW RESIDENCE		SCALE: 1:150 @ A3	
		ADDRESS: LOT 2010D, PROPOSED RD, WERRINGTON		DRAWING: LANDSCAPE PLANS SHEET: L-001	
		JOB NO: 9900051	ISSUE: A		
		CLIENT: EDEN BRAE HOMES			
		1. Verify all measurements on site - do not scale from drawings. 2. Notify home option gallery of any inconsistencies. 3. Copyright © Home Option Gallery. 4. Drawing remains the property of Home Option Gallery. 5. All work to comply with relevant Australian Standards or Building Code of Australia and all work to be performed by a suitably qualified tradesperson.			

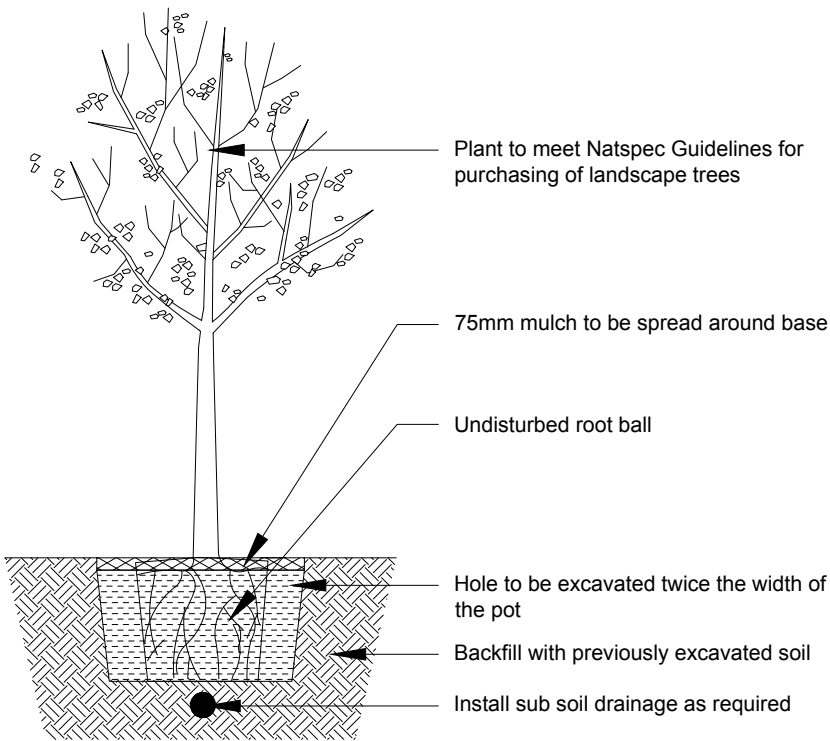
PLANT SCHEDULE

SYM	NAME	COMMON	QTY	POT SIZE	HEIGHT
*Abf	Anigozanthos 'Bush Blaze'	Kangaroo Paw	10	200mm	0.6m
*Ca	Cupaniopsis anacardoides	Tuckeroo	1	45L	8m
*Dcb	Dianella caerulea 'Breeze'	Dianella	10	150mm	0.6m
*Sa	Syzygium australe 'Tiny Trev'	Lilly Pilly	21	300mm	1.2m
*TI	Tristaniopsis laurina	Water Gum	2	75L	8m

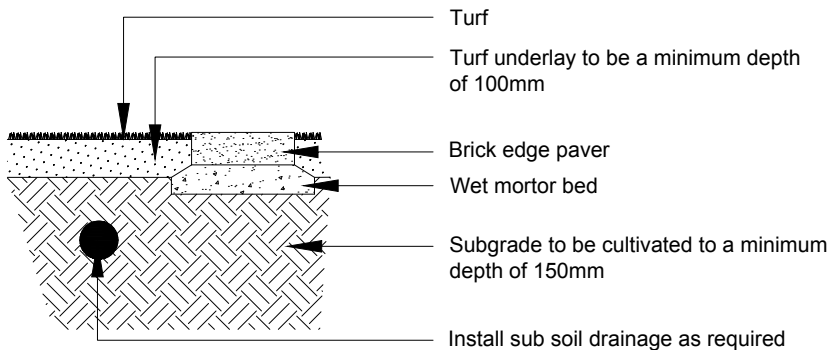
* Indicates Australian native species

PLANTING SUMMARY


TOTAL PLANTS	44
TOTAL NATIVE PLANTS	44
TOTAL EXOTIC PLANTS	0
% NATIVE PLANTS	100 %
TOTAL TREES	3
TREES REQUIRED	3



1 PLANTING DETAIL
2 SCALE : NTS

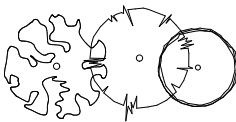


2 BRICK EDGING DETAIL
2 SCALE : NTS

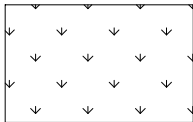


LEGEND

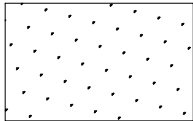
PROPOSED TREE -
REFER TO PLANT SCHEDULE




PROPOSED SHRUBS -
REFER TO PLANT SCHEDULE



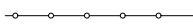
PROPOSED TURF



PROPOSED DECORATIVE
GRAVEL/PEBBLES



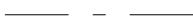
MASONRY RETAINING WALLS
(IF REQUIRED)



FENCING



EXISTING CONTOURS



PROPERTY BOUNDARY



GARDEN EDGING

GENERAL NOTES

Street trees, selected turf and all vegetation in front of the house are to be protected during construction with all damage to be rectified as part of the landscaping works. Garden edging visible from the street is to be in accordance with Council/Developer requirements.

RETAINING WALLS

- Masonry retaining walls to engineering detail and building and siting guidelines. Any retaining walls visible from the street (including in front of the side gates and fencing returns) or that are 900mm high and over are to be constructed of masonry material.
- Walls in the rear yard that are not visible from the street or are under 900mm high may be of timber construction.
- All retaining walls noted on this plan including their heights, lengths and construction materials are subject to the site conditions of this property, all adjacent land and neighbouring platform levels.
- Steps, landings and retaining walls etc. may be required once final survey of the property has been completed.

LANDSCAPING NOTES:

Landscaping, fencing, letterbox and driveway to be completed in accordance with Guidelines and DCP. Please note that the front and rear yard as well as any side yards will follow the natural ground level (NGL) of the property.

- Verify all measurements on site - do not scale from drawings.
- Notify home option gallery of any inconsistencies.
- Copyright © Home Option Gallery.
- Drawing remains the property of Home Option Gallery.
- All work to comply with relevant Australian Standards or Building Code of Australia and all work to be performed by a suitably qualified tradesperson.




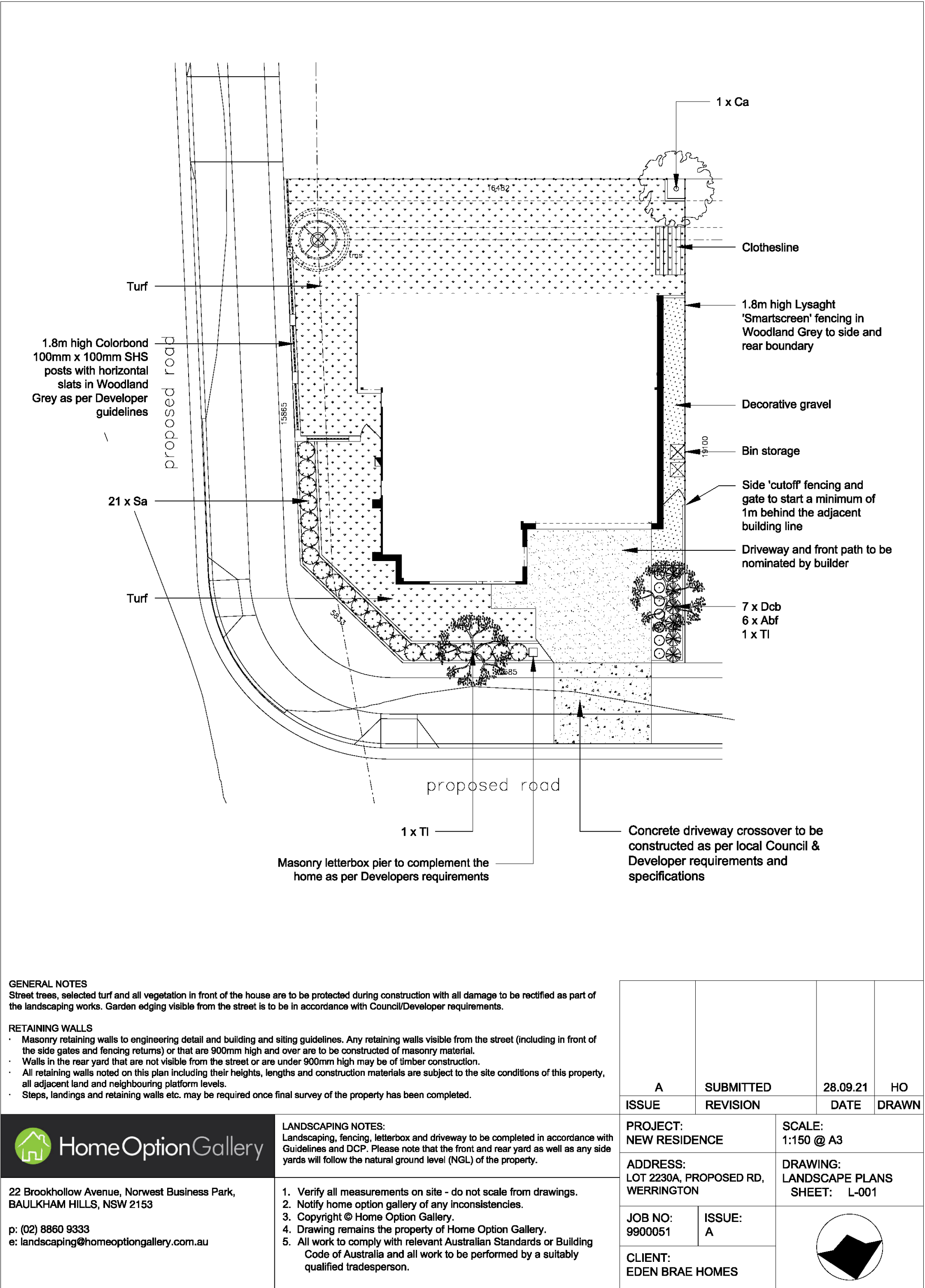
HomeOptionGallery

22 Brookhollow Avenue, Norwest Business Park,
BAULKHAM HILLS, NSW 2153

p: (02) 8860 9333
e: landscaping@homeoptiongallery.com.au


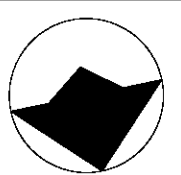
A	SUBMITTED	28.09.21	HO
ISSUE	REVISION	DATE	DRAWN

PROJECT: NEW RESIDENCE		SCALE: 1:150 @ A3
ADDRESS: LOT 2010D, PROPOSED RD, WERRINGTON		DRAWING: LANDSCAPE PLANS SHEET: L-002
JOB NO: 9900051	ISSUE: A	
CLIENT: EDEN BRAE HOMES		



GENERAL NOTES
Street trees, selected turf and all vegetation in front of the house are to be protected during construction with all damage to be rectified as part of the landscaping works. Garden edging visible from the street is to be in accordance with Council/Developer requirements.

- RETAINING WALLS**
- Masonry retaining walls to engineering detail and building and siting guidelines. Any retaining walls visible from the street (including in front of the side gates and fencing returns) or that are 900mm high and over are to be constructed of masonry material.
 - Walls in the rear yard that are not visible from the street or are under 900mm high may be of timber construction.
 - All retaining walls noted on this plan including their heights, lengths and construction materials are subject to the site conditions of this property, all adjacent land and neighbouring platform levels.
 - Steps, landings and retaining walls etc. may be required once final survey of the property has been completed.

 HomeOptionGallery		LANDSCAPING NOTES: Landscaping, fencing, letterbox and driveway to be completed in accordance with Guidelines and DCP. Please note that the front and rear yard as well as any side yards will follow the natural ground level (NGL) of the property.		PROJECT: NEW RESIDENCE		SCALE: 1:150 @ A3	
22 Brookhollow Avenue, Norwest Business Park, BAULKHAM HILLS, NSW 2153 p: (02) 8860 9333 e: landscaping@homeoptiongallery.com.au		<ol style="list-style-type: none">1. Verify all measurements on site - do not scale from drawings.2. Notify home option gallery of any inconsistencies.3. Copyright © Home Option Gallery.4. Drawing remains the property of Home Option Gallery.5. All work to comply with relevant Australian Standards or Building Code of Australia and all work to be performed by a suitably qualified tradesperson.		ADDRESS: LOT 2230A, PROPOSED RD, WERRINGTON		DRAWING: LANDSCAPE PLANS SHEET: L-001	
				JOB NO: 9900051		ISSUE: A	
				CLIENT: EDEN BRAE HOMES			

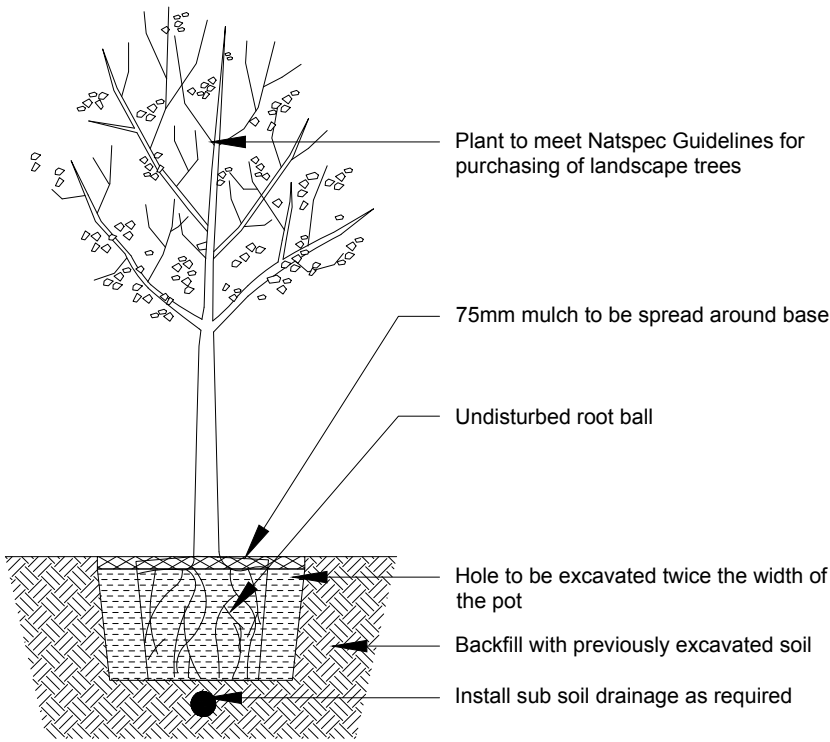
PLANT SCHEDULE

SYM	NAME	COMMON	QTY	POT SIZE	HEIGHT
*Abf	Anigozanthos 'Bush Blaze'	Kangaroo Paw	6	200mm	0.6m
*Ca	Cupaniopsis anacardoides	Tuckeroo	1	45L	8m
*Dcb	Dianella caerulea 'Breeze'	Dianella	7	150mm	0.6m
*Sa	Syzygium australe 'Tiny Trev'	Lilly Pilly	21	300mm	1.2m
*TI	Tristaniopsis laurina	Water Gum	2	75L	8m

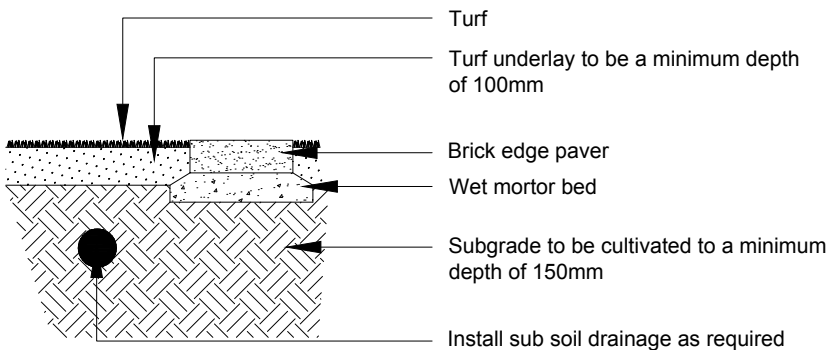
* Indicates Australian native species

PLANTING SUMMARY


TOTAL PLANTS	37
TOTAL NATIVE PLANTS	37
TOTAL EXOTIC PLANTS	0
% NATIVE PLANTS	100 %
TOTAL TREES	3
TREES REQUIRED	3



1 PLANTING DETAIL
2 SCALE : NTS



2 BRICK EDGING DETAIL
2 SCALE : NTS

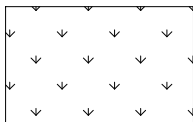


LEGEND

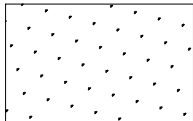
PROPOSED TREE -
REFER TO PLANT SCHEDULE



PROPOSED SHRUBS -
REFER TO PLANT SCHEDULE



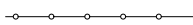
PROPOSED TURF



PROPOSED DECORATIVE
GRAVEL/PEBBLES



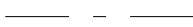
MASONRY RETAINING WALLS
(IF REQUIRED)



FENCING



EXISTING CONTOURS



PROPERTY BOUNDARY



GARDEN EDGING

GENERAL NOTES

Street trees, selected turf and all vegetation in front of the house are to be protected during construction with all damage to be rectified as part of the landscaping works. Garden edging visible from the street is to be in accordance with Council/Developer requirements.

RETAINING WALLS

- Masonry retaining walls to engineering detail and building and siting guidelines. Any retaining walls visible from the street (including in front of the side gates and fencing returns) or that are 900mm high and over are to be constructed of masonry material.
- Walls in the rear yard that are not visible from the street or are under 900mm high may be of timber construction.
- All retaining walls noted on this plan including their heights, lengths and construction materials are subject to the site conditions of this property, all adjacent land and neighbouring platform levels.
- Steps, landings and retaining walls etc. may be required once final survey of the property has been completed.

LANDSCAPING NOTES:

Landscaping, fencing, letterbox and driveway to be completed in accordance with Guidelines and DCP. Please note that the front and rear yard as well as any side yards will follow the natural ground level (NGL) of the property.


- Verify all measurements on site - do not scale from drawings.
- Notify home option gallery of any inconsistencies.
- Copyright © Home Option Gallery.
- Drawing remains the property of Home Option Gallery.
- All work to comply with relevant Australian Standards or Building Code of Australia and all work to be performed by a suitably qualified tradesperson.

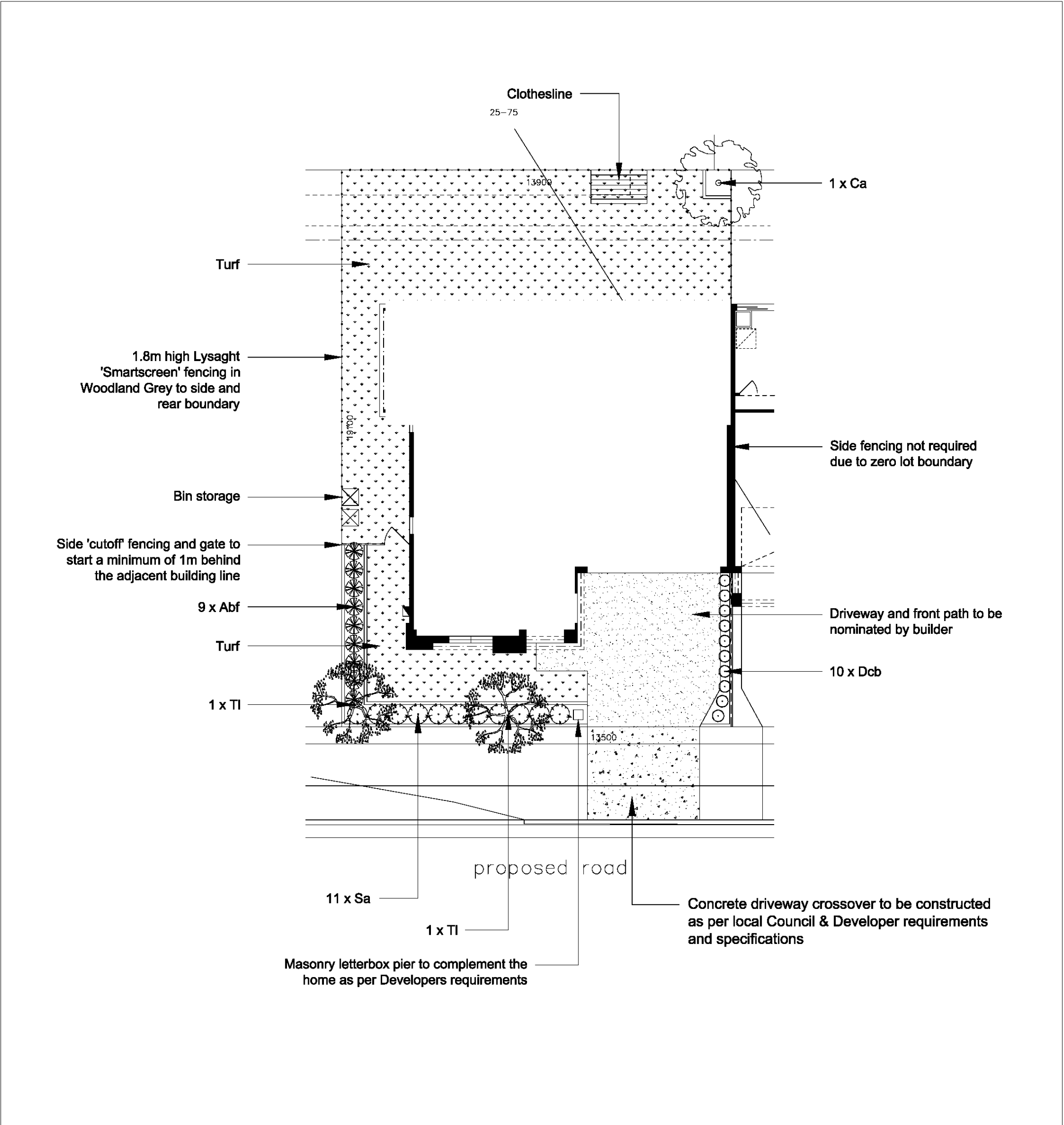


HomeOptionGallery

22 Brookhollow Avenue, Norwest Business Park,
BAULKHAM HILLS, NSW 2153


p: (02) 8860 9333
e: landscaping@homeoptiongallery.com.au

A	SUBMITTED	28.09.21	HO
ISSUE	REVISION	DATE	DRAWN
PROJECT: NEW RESIDENCE		SCALE: 1:150 @ A3	
ADDRESS: LOT 2230A, PROPOSED RD, WERRINGTON		DRAWING: LANDSCAPE PLANS SHEET: L-002	
JOB NO: 9900051	ISSUE: A		
CLIENT: EDEN BRAE HOMES			



GENERAL NOTES
Street trees, selected turf and all vegetation in front of the house are to be protected during construction with all damage to be rectified as part of the landscaping works. Garden edging visible from the street is to be in accordance with Council/Developer requirements.

- RETAINING WALLS**
- Masonry retaining walls to engineering detail and building and siting guidelines. Any retaining walls visible from the street (including in front of the side gates and fencing returns) or that are 900mm high and over are to be constructed of masonry material.
 - Walls in the rear yard that are not visible from the street or are under 900mm high may be of timber construction.
 - All retaining walls noted on this plan including their heights, lengths and construction materials are subject to the site conditions of this property, all adjacent land and neighbouring platform levels.
 - Steps, landings and retaining walls etc. may be required once final survey of the property has been completed.



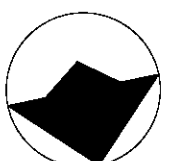
HomeOptionGallery

22 Brookhollow Avenue, Norwest Business Park,
BAULKHAM HILLS, NSW 2153

p: (02) 8860 9333
e: landscaping@homeoptiongallery.com.au

LANDSCAPING NOTES:
Landscaping, fencing, letterbox and driveway to be completed in accordance with Guidelines and DCP. Please note that the front and rear yard as well as any side yards will follow the natural ground level (NGL) of the property.

1. Verify all measurements on site - do not scale from drawings.
2. Notify home option gallery of any inconsistencies.
3. Copyright © Home Option Gallery.
4. Drawing remains the property of Home Option Gallery.
5. All work to comply with relevant Australian Standards or Building Code of Australia and all work to be performed by a suitably qualified tradesperson.

PROJECT: NEW RESIDENCE		SCALE: 1:150 @ A3	
ADDRESS: LOT 2230B, PROPOSED RD, WERRINGTON		DRAWING: LANDSCAPE PLANS SHEET: L-001	
JOB NO: 9900051	ISSUE: A		
CLIENT: EDEN BRAE HOMES			

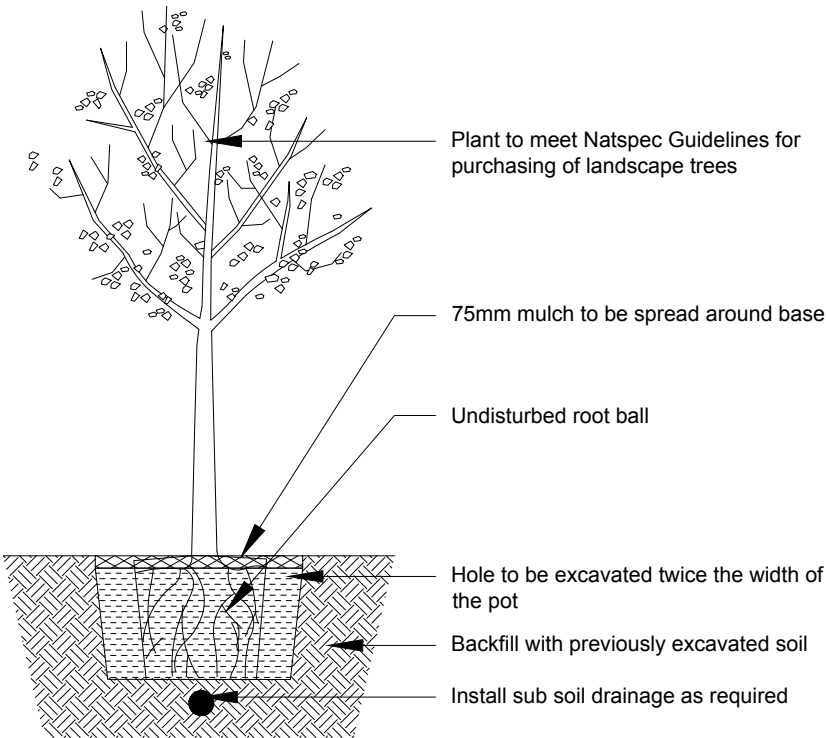
PLANT SCHEDULE

SYM	NAME	COMMON	QTY	POT SIZE	HEIGHT
*Abf	Anigozanthos 'Bush Blaze'	Kangaroo Paw	9	200mm	0.6m
*Ca	Cupaniopsis anacardoides	Tuckeroo	1	45L	8m
*Dcb	Dianella caerulea 'Breeze'	Dianella	10	150mm	0.6m
*Sa	Syzygium australe 'Tiny Trev'	Lilly Pilly	11	300mm	1.2m
*TI	Tristaniopsis laurina	Water Gum	2	75L	8m

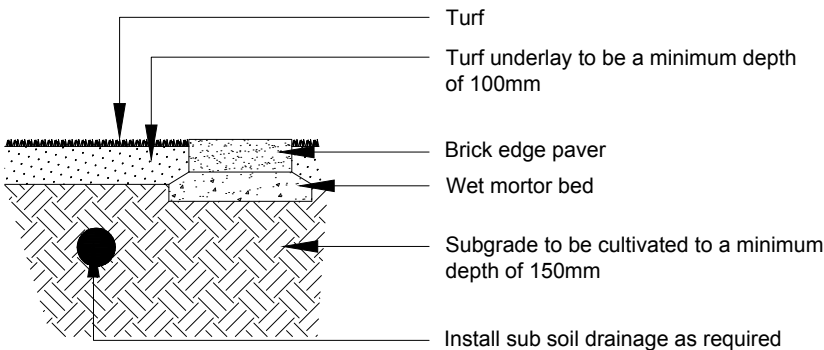
* Indicates Australian native species

PLANTING SUMMARY


TOTAL PLANTS	33
TOTAL NATIVE PLANTS	33
TOTAL EXOTIC PLANTS	0
% NATIVE PLANTS	100 %
TOTAL TREES	3
TREES REQUIRED	3



1 PLANTING DETAIL
2 SCALE : NTS

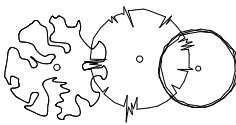


2 BRICK EDGING DETAIL
2 SCALE : NTS

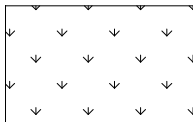


LEGEND

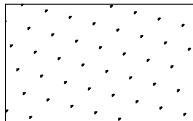
PROPOSED TREE -
REFER TO PLANT SCHEDULE



PROPOSED SHRUBS -
REFER TO PLANT SCHEDULE



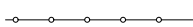
PROPOSED TURF



PROPOSED DECORATIVE
GRAVEL/PEBBLES



MASONRY RETAINING WALLS
(IF REQUIRED)



FENCING



EXISTING CONTOURS



PROPERTY BOUNDARY



GARDEN EDGING

GENERAL NOTES
Street trees, selected turf and all vegetation in front of the house are to be protected during construction with all damage to be rectified as part of the landscaping works. Garden edging visible from the street is to be in accordance with Council/Developer requirements.

RETAINING WALLS

- Masonry retaining walls to engineering detail and building and siting guidelines. Any retaining walls visible from the street (including in front of the side gates and fencing returns) or that are 900mm high and over are to be constructed of masonry material.
- Walls in the rear yard that are not visible from the street or are under 900mm high may be of timber construction.
- All retaining walls noted on this plan including their heights, lengths and construction materials are subject to the site conditions of this property, all adjacent land and neighbouring platform levels.
- Steps, landings and retaining walls etc. may be required once final survey of the property has been completed.




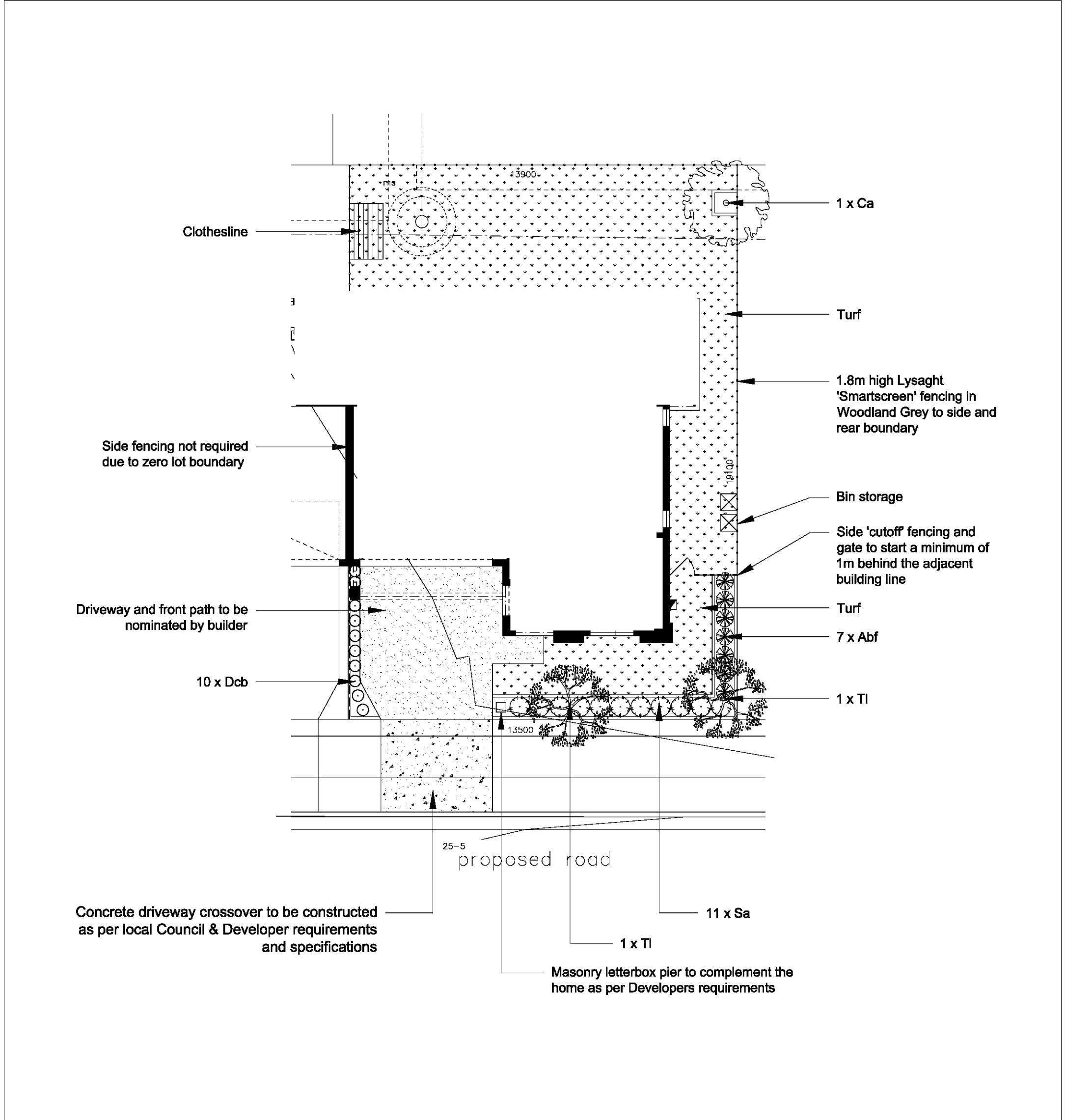
22 Brookhollow Avenue, Norwest Business Park,
BAULKHAM HILLS, NSW 2153

p: (02) 8860 9333
e: landscaping@homeoptiongallery.com.au

LANDSCAPING NOTES:
Landscaping, fencing, letterbox and driveway to be completed in accordance with Guidelines and DCP. Please note that the front and rear yard as well as any side yards will follow the natural ground level (NGL) of the property.

- Verify all measurements on site - do not scale from drawings.
- Notify home option gallery of any inconsistencies.
- Copyright © Home Option Gallery.
- Drawing remains the property of Home Option Gallery.
- All work to comply with relevant Australian Standards or Building Code of Australia and all work to be performed by a suitably qualified tradesperson.



A	SUBMITTED	28.09.21	HO
ISSUE	REVISION	DATE	DRAWN
PROJECT: NEW RESIDENCE		SCALE: 1:150 @ A3	
ADDRESS: LOT 2230B, PROPOSED RD, WERRINGTON		DRAWING: LANDSCAPE PLANS SHEET: L-002	
JOB NO: 9900051	ISSUE: A		
CLIENT: EDEN BRAE HOMES			



GENERAL NOTES
Street trees, selected turf and all vegetation in front of the house are to be protected during construction with all damage to be rectified as part of the landscaping works. Garden edging visible from the street is to be in accordance with Council/Developer requirements.

- RETAINING WALLS**
- Masonry retaining walls to engineering detail and building and siting guidelines. Any retaining walls visible from the street (including in front of the side gates and fencing returns) or that are 900mm high and over are to be constructed of masonry material.
 - Walls in the rear yard that are not visible from the street or are under 900mm high may be of timber construction.
 - All retaining walls noted on this plan including their heights, lengths and construction materials are subject to the site conditions of this property, all adjacent land and neighbouring platform levels.
 - Steps, landings and retaining walls etc. may be required once final survey of the property has been completed.

A	SUBMITTED	28.09.21	HO
ISSUE	REVISION	DATE	DRAWN

<div> HomeOptionGallery</div> <div>22 Brookhollow Avenue, Norwest Business Park, BAULKHAM HILLS, NSW 2153</div> <div>p: (02) 8860 9333 e: landscaping@homeoptiongallery.com.au</div>	LANDSCAPING NOTES: Landscaping, fencing, letterbox and driveway to be completed in accordance with Guidelines and DCP. Please note that the front and rear yard as well as any side yards will follow the natural ground level (NGL) of the property.		PROJECT: NEW RESIDENCE		SCALE: 1:150 @ A3	
	<div>1. Verify all measurements on site - do not scale from drawings. 2. Notify home option gallery of any inconsistencies. 3. Copyright © Home Option Gallery. 4. Drawing remains the property of Home Option Gallery. 5. All work to comply with relevant Australian Standards or Building Code of Australia and all work to be performed by a suitably qualified tradesperson.</div>		ADDRESS: LOT 2230C, PROPOSED RD, WERRINGTON		DRAWING: LANDSCAPE PLANS SHEET: L-001	
			<div><div>JOB NO: 9900051</div><div>ISSUE: A</div></div>		<div></div>	
			CLIENT: EDEN BRAE HOMES			

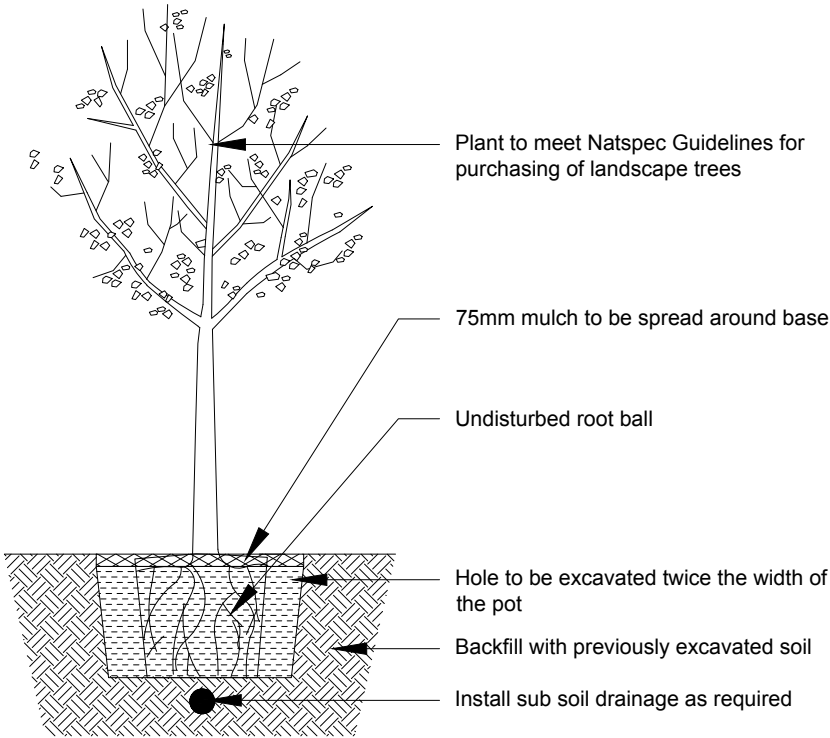
PLANT SCHEDULE

SYM	NAME	COMMON	QTY	POT SIZE	HEIGHT
*Abf	Anigozanthos 'Bush Blaze'	Kangaroo Paw	7	200mm	0.6m
*Ca	Cupaniopsis anacardoides	Tuckeroo	1	45L	8m
*Dcb	Dianella caerulea 'Breeze'	Dianella	10	150mm	0.6m
*Sa	Syzygium australe 'Tiny Trev'	Lilly Pilly	11	300mm	1.2m
*Tl	Tristaniopsis laurina	Water Gum	2	75L	8m

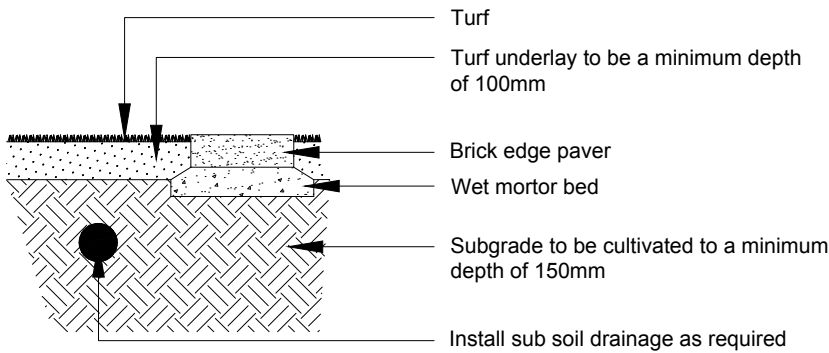
* Indicates Australian native species

PLANTING SUMMARY


TOTAL PLANTS	31
TOTAL NATIVE PLANTS	31
TOTAL EXOTIC PLANTS	0
% NATIVE PLANTS	100 %
TOTAL TREES	3
TREES REQUIRED	3



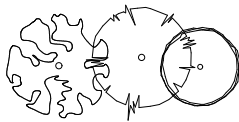
1 PLANTING DETAIL
2 SCALE : NTS



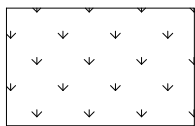
2 BRICK EDGING DETAIL
2 SCALE : NTS



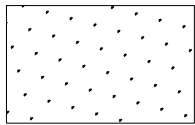
LEGEND
PROPOSED TREE -
REFER TO PLANT SCHEDULE



PROPOSED SHRUBS -
REFER TO PLANT SCHEDULE



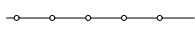
PROPOSED TURF



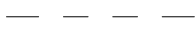
PROPOSED DECORATIVE
GRAVEL/PEBBLES



MASONRY RETAINING WALLS
(IF REQUIRED)




FENCING



EXISTING CONTOURS



PROPERTY BOUNDARY



GARDEN EDGING

GENERAL NOTES

Street trees, selected turf and all vegetation in front of the house are to be protected during construction with all damage to be rectified as part of the landscaping works. Garden edging visible from the street is to be in accordance with Council/Developer requirements.

RETAINING WALLS

- Masonry retaining walls to engineering detail and building and siting guidelines. Any retaining walls visible from the street (including in front of the side gates and fencing returns) or that are 900mm high and over are to be constructed of masonry material.
- Walls in the rear yard that are not visible from the street or are under 900mm high may be of timber construction.
- All retaining walls noted on this plan including their heights, lengths and construction materials are subject to the site conditions of this property, all adjacent land and neighbouring platform levels.
- Steps, landings and retaining walls etc. may be required once final survey of the property has been completed.

LANDSCAPING NOTES:

Landscaping, fencing, letterbox and driveway to be completed in accordance with Guidelines and DCP. Please note that the front and rear yard as well as any side yards will follow the natural ground level (NGL) of the property.


- Verify all measurements on site - do not scale from drawings.
- Notify home option gallery of any inconsistencies.
- Copyright © Home Option Gallery.
- Drawing remains the property of Home Option Gallery.
- All work to comply with relevant Australian Standards or Building Code of Australia and all work to be performed by a suitably qualified tradesperson.



HomeOptionGallery

22 Brookhollow Avenue, Norwest Business Park,
BAULKHAM HILLS, NSW 2153

p: (02) 8860 9333
e: landscaping@homeoptiongallery.com.au

A	SUBMITTED	28.09.21	HO
ISSUE	REVISION	DATE	DRAWN
PROJECT: NEW RESIDENCE		SCALE: 1:150 @ A3	
ADDRESS: LOT 2230C, PROPOSED RD, WERRINGTON		DRAWING: LANDSCAPE PLANS SHEET: L-002	
JOB NO: 9900051	ISSUE: A		
CLIENT: EDEN BRAE HOMES			

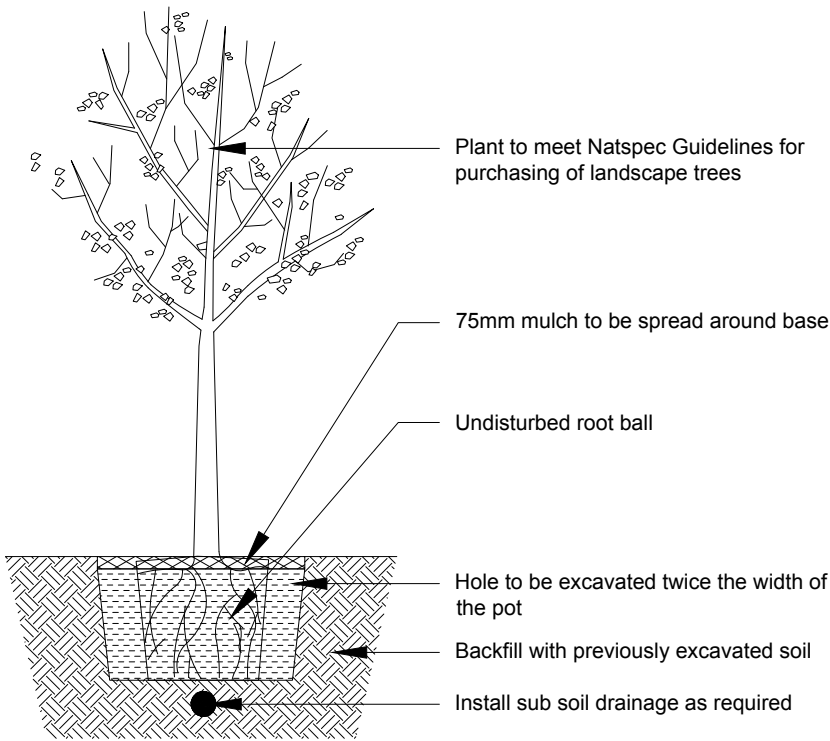
PLANT SCHEDULE

SYM	NAME	COMMON	QTY	POT SIZE	HEIGHT
*Abf	Anigozanthos 'Bush Blaze'	Kangaroo Paw	10	200mm	0.6m
*Ca	Cupaniopsis anacardoides	Tuckeroo	1	45L	8m
*Dcb	Dianella caerulea 'Breeze'	Dianella	9	150mm	0.6m
*Sa	Syzygium australe 'Tiny Trev'	Lilly Pilly	25	300mm	1.2m
*TI	Tristaniopsis laurina	Water Gum	2	75L	8m

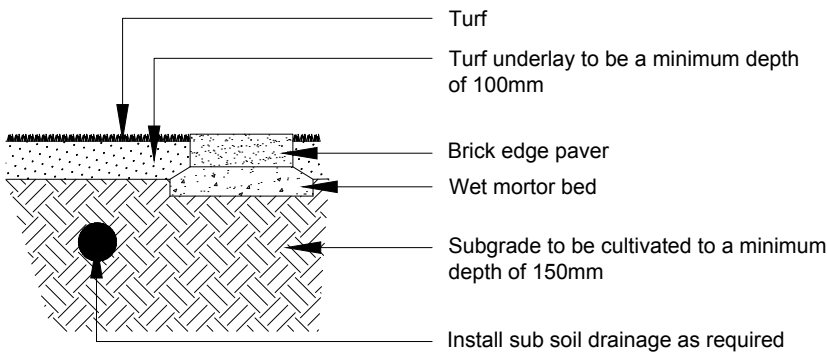
* Indicates Australian native species

PLANTING SUMMARY


TOTAL PLANTS	47
TOTAL NATIVE PLANTS	47
TOTAL EXOTIC PLANTS	0
% NATIVE PLANTS	100 %
TOTAL TREES	3
TREES REQUIRED	3



1 PLANTING DETAIL
2 SCALE : NTS

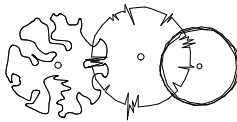


2 BRICK EDGING DETAIL
2 SCALE : NTS

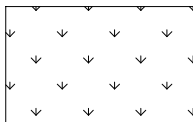


LEGEND

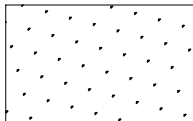
PROPOSED TREE -
REFER TO PLANT SCHEDULE



PROPOSED SHRUBS -
REFER TO PLANT SCHEDULE



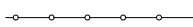
PROPOSED TURF



PROPOSED DECORATIVE
GRAVEL/PEBBLES



MASONRY RETAINING WALLS
(IF REQUIRED)




FENCING



EXISTING CONTOURS



PROPERTY BOUNDARY



GARDEN EDGING

GENERAL NOTES

Street trees, selected turf and all vegetation in front of the house are to be protected during construction with all damage to be rectified as part of the landscaping works. Garden edging visible from the street is to be in accordance with Council/Developer requirements.

RETAINING WALLS

- Masonry retaining walls to engineering detail and building and siting guidelines. Any retaining walls visible from the street (including in front of the side gates and fencing returns) or that are 900mm high and over are to be constructed of masonry material.
- Walls in the rear yard that are not visible from the street or are under 900mm high may be of timber construction.
- All retaining walls noted on this plan including their heights, lengths and construction materials are subject to the site conditions of this property, all adjacent land and neighbouring platform levels.
- Steps, landings and retaining walls etc. may be required once final survey of the property has been completed.

LANDSCAPING NOTES:

Landscaping, fencing, letterbox and driveway to be completed in accordance with Guidelines and DCP. Please note that the front and rear yard as well as any side yards will follow the natural ground level (NGL) of the property.

- Verify all measurements on site - do not scale from drawings.
- Notify home option gallery of any inconsistencies.
- Copyright © Home Option Gallery.
- Drawing remains the property of Home Option Gallery.
- All work to comply with relevant Australian Standards or Building Code of Australia and all work to be performed by a suitably qualified tradesperson.




HomeOptionGallery

22 Brookhollow Avenue, Norwest Business Park,
BAULKHAM HILLS, NSW 2153

p: (02) 8860 9333
e: landscaping@homeoptiongallery.com.au

A	SUBMITTED	28.09.21	HO
ISSUE	REVISION	DATE	DRAWN

PROJECT: NEW RESIDENCE		SCALE: 1:150 @ A3
ADDRESS: LOT 2230D, PROPOSED RD, WERRINGTON		DRAWING: LANDSCAPE PLANS SHEET: L-002
JOB NO: 9900051	ISSUE: A	
CLIENT: EDEN BRAE HOMES		