

CREATION HOMES

WASTE MANAGEMENT PLAN

Outline of Proposal

Site Address: *Lot 1501 DP: 122122, Spinifex Road Werrington NSW 2747*

Applicant's Name and Address:



Buildings and other structures currently on-site: Nil

Brief description of proposal:

1. Excavate site (by Creation Homes)
2. Construct a Double Storey Residence (by Creation Homes)

The details provided in this plan are the intentions for managing waste related to this project.

Date: 9/12/2021

STAGE ONE : – DEMOLITION PHASE (Please Note- No Demolition required)

MATERIALS ON-SITE	DESTINATION				
	Estimated		Reuse and Recycling		Disposal
Type of Materials			On-Site Specify proposed reuse or on-site recycling methods	Off-Site Specify contractor and recycling outlet	Specify contractor and landfill site
	Vol (m ³)	Wt (t)			
Excavation Material	Nil				
Green Waste					
Bricks	Nil				
Concrete	Nil				
Timbers	Nil				
Plasterboard	Nil				
Tiles	Nil				
Pavers	Nil				
Metals	Nil				
Asbestos Special Note: Owners Demolition Contractor to test for Asbestos, If found Asbestos Removal procedures and Waste disposal to be used	Nil				
Plastic wrapping	Nil				

STAGE TWO : – CONSTRUCTION PHASE

MATERIALS ON-SITE	DESTINATION				
			Reuse and Recycling		Disposal
Type of Materials	Estimated		On-Site Specify proposed reuse or on-site recycling methods	Off-Site Specify contractor and recycling outlet	Specify contractor and landfill site
	Vol (m ³)	Wt (t)			
Excavation Material	15-20 m ³		Re – use excess spoil as fill	Re – use excess spoil as fill on other sites	
Green Waste	.5			mulched – used on other sites	
Bricks	.7			Recycled Depot for bricks	MaClean Excavation
Concrete	.3			Any surplus concrete to be take back to concrete plant for recycling	JD Concreting
Timbers	1.5			Timber tipping facility	MaClean Excavation
Plasterboard	1.5			Any offcut plasterboard to be take back to plant for recycling	Boral Plasterboard
Tiles	Nil				
Pavers	Nil				
Metals	0.05			Offcut fascia/gutter and metal sheet roofing to Metal recycled depot	MaClean Excavation
Asbestos	Nil				
Plastic wrapping	0.2		Reused on –site as covers		

How will waste be stored onsite for reuse and recycling? How will site operations be managed to ensure minimal waste creation and maximum reuse and recycling?

Waste to be stored temporarily onsite in separate piles, and taken away by relevant contractor to pre selected land fillsite or recycling centre. Schedule of disposing of waste / recycled matter to be co-ordinated as to maximise recycled use of waste and to keep cost of disposal to a minimum.

Site supervisor to manage and maximise use of waste generated by construction phase. Includes liasing and scheduling with subcontractors as to ensure minimal waste creation, ongoing checks by supervisor, follow up training and educating sub contractors of waste requirements.

STAGE THREE : – DESIGN OF FACILITIES

TYPE OF WASTE TO BE GENERATED	EXPECTED VOL. PER WEEK	PROPOSED ON-SITE STORAGE AND TREATMENT FACILITIES	DESTINATION
Household recyclables (bottles, cans,paper etc)	20-30 litres per dwelling	Stored in appropriate recycled bins supplied by council awaiting collection	Council recycling service (weekly)
Garden/green waste	10-30 litres per dwelling	Stored in appropriate recycled bins supplied by council awaiting collection	Council recycling service (weekly)
Other waste	30 litres per dwelling	Stored in mobile garbage bins awaiting collection	To land fill by council (weekly)

Describe how you intend to ensure ongoing management of waste on-site (e.g. lease conditions, caretaker/manager on-site)

1. The garbage and recycling bins in the rear courtyards will be clearly marked and labelled to encourage source separation of materials.
2. The green keeper will manage the garden waste by placing all clippings in appropriate compost bins if not applicable to place waste in recycling bins provided by local government authority.
3. Residence owners or tenants will arrange their own garbage, recycling and composting arrangements using facilities provided by local government authorities.

CREATION HOMES

WASTE MANAGEMENT PLAN

Outline of Proposal

Site Address: *Lot 1502 DP: 122122, Spinifex Road Werrington NSW 2747*

Applicant's Name and Address:



Buildings and other structures currently on-site: Nil

Brief description of proposal:

1. Excavate site (by Creation Homes)
2. Construct a Double Storey Residence (by Creation Homes)

The details provided in this plan are the intentions for managing waste related to this project.

Date: 9/12/2021

STAGE ONE : – DEMOLITION PHASE (Please Note- No Demolition required)

MATERIALS ON-SITE	DESTINATION				
	Estimated		Reuse and Recycling		Disposal
Type of Materials			On-Site Specify proposed reuse or on-site recycling methods	Off-Site Specify contractor and recycling outlet	Specify contractor and landfill site
	Vol (m ³)	Wt (t)			
Excavation Material	Nil				
Green Waste					
Bricks	Nil				
Concrete	Nil				
Timbers	Nil				
Plasterboard	Nil				
Tiles	Nil				
Pavers	Nil				
Metals	Nil				
Asbestos Special Note: Owners Demolition Contractor to test for Asbestos, If found Asbestos Removal procedures and Waste disposal to be used	Nil				
Plastic wrapping	Nil				

STAGE TWO : – CONSTRUCTION PHASE

MATERIALS ON-SITE	DESTINATION				
			Reuse and Recycling		Disposal
Type of Materials	Estimated		On-Site Specify proposed reuse or on-site recycling methods	Off-Site Specify contractor and recycling outlet	Specify contractor and landfill site
	Vol (m ³)	Wt (t)			
Excavation Material	15-20 m ³		Re – use excess spoil as fill	Re – use excess spoil as fill on other sites	
Green Waste	.5			mulched – used on other sites	
Bricks	.7			Recycled Depot for bricks	MaClean Excavation
Concrete	.3			Any surplus concrete to be take back to concrete plant for recycling	JD Concreting
Timbers	1.5			Timber tipping facility	MaClean Excavation
Plasterboard	1.5			Any offcut plasterboard to be take back to plant for recycling	Boral Plasterboard
Tiles	Nil				
Pavers	Nil				
Metals	0.05			Offcut fascia/gutter and metal sheet roofing to Metal recycled depot	MaClean Excavation
Asbestos	Nil				
Plastic wrapping	0.2		Reused on –site as covers		

How will waste be stored onsite for reuse and recycling? How will site operations be managed to ensure minimal waste creation and maximum reuse and recycling?

Waste to be stored temporarily onsite in separate piles, and taken away by relevant contractor to pre selected land fillsite or recycling centre. Schedule of disposing of waste / recycled matter to be co-ordinated as to maximise recycled use of waste and to keep cost of disposal to a minimum.

Site supervisor to manage and maximise use of waste generated by construction phase. Includes liasing and scheduling with subcontractors as to ensure minimal waste creation, ongoing checks by supervisor, follow up training and educating sub contractors of waste requirements.

STAGE THREE : – DESIGN OF FACILITIES

TYPE OF WASTE TO BE GENERATED	EXPECTED VOL. PER WEEK	PROPOSED ON-SITE STORAGE AND TREATMENT FACILITIES	DESTINATION
Household recyclables (bottles, cans,paper etc)	20-30 litres per dwelling	Stored in appropriate recycled bins supplied by council awaiting collection	Council recycling service (weekly)
Garden/green waste	10-30 litres per dwelling	Stored in appropriate recycled bins supplied by council awaiting collection	Council recycling service (weekly)
Other waste	30 litres per dwelling	Stored in mobile garbage bins awaiting collection	To land fill by council (weekly)

Describe how you intend to ensure ongoing management of waste on-site (e.g. lease conditions, caretaker/manager on-site)

1. The garbage and recycling bins in the rear courtyards will be clearly marked and labelled to encourage source separation of materials.
2. The green keeper will manage the garden waste by placing all clippings in appropriate compost bins if not applicable to place waste in recycling bins provided by local government authority.
3. Residence owners or tenants will arrange their own garbage, recycling and composting arrangements using facilities provided by local government authorities.

CREATION HOMES

WASTE MANAGEMENT PLAN

Outline of Proposal

Site Address: *Lot 1503 DP: 122122, Spinifex Road Werrington NSW 2747*

Applicant's Name and Address:



Buildings and other structures currently on-site: Nil

Brief description of proposal:

1. Excavate site (by Creation Homes)
2. Construct a Double Storey Residence (by Creation Homes)

The details provided in this plan are the intentions for managing waste related to this project.

Date: 9/12/2021

STAGE ONE : – DEMOLITION PHASE (Please Note- No Demolition required)

MATERIALS ON-SITE	DESTINATION				
	Estimated		Reuse and Recycling		Disposal
Type of Materials			On-Site Specify proposed reuse or on-site recycling methods	Off-Site Specify contractor and recycling outlet	Specify contractor and landfill site
	Vol (m ³)	Wt (t)			
Excavation Material	Nil				
Green Waste					
Bricks	Nil				
Concrete	Nil				
Timbers	Nil				
Plasterboard	Nil				
Tiles	Nil				
Pavers	Nil				
Metals	Nil				
Asbestos Special Note: Owners Demolition Contractor to test for Asbestos, If found Asbestos Removal procedures and Waste disposal to be used	Nil				
Plastic wrapping	Nil				

STAGE TWO : – CONSTRUCTION PHASE

MATERIALS ON-SITE	DESTINATION				
			Reuse and Recycling		Disposal
Type of Materials	Estimated		On-Site Specify proposed reuse or on-site recycling methods	Off-Site Specify contractor and recycling outlet	Specify contractor and landfill site
	Vol (m ³)	Wt (t)			
Excavation Material	15-20 m ³		Re – use excess spoil as fill	Re – use excess spoil as fill on other sites	
Green Waste	.5			mulched – used on other sites	
Bricks	.7			Recycled Depot for bricks	MaClean Excavation
Concrete	.3			Any surplus concrete to be take back to concrete plant for recycling	JD Concreting
Timbers	1.5			Timber tipping facility	MaClean Excavation
Plasterboard	1.5			Any offcut plasterboard to be take back to plant for recycling	Boral Plasterboard
Tiles	Nil				
Pavers	Nil				
Metals	0.05			Offcut fascia/gutter and metal sheet roofing to Metal recycled depot	MaClean Excavation
Asbestos	Nil				
Plastic wrapping	0.2		Reused on –site as covers		

How will waste be stored onsite for reuse and recycling? How will site operations be managed to ensure minimal waste creation and maximum reuse and recycling?

Waste to be stored temporarily onsite in separate piles, and taken away by relevant contractor to pre selected land fillsite or recycling centre. Schedule of disposing of waste / recycled matter to be co-ordinated as to maximise recycled use of waste and to keep cost of disposal to a minimum.

Site supervisor to manage and maximise use of waste generated by construction phase. Includes liasing and scheduling with subcontractors as to ensure minimal waste creation, ongoing checks by supervisor, follow up training and educating sub contractors of waste requirements.

STAGE THREE : – DESIGN OF FACILITIES

TYPE OF WASTE TO BE GENERATED	EXPECTED VOL. PER WEEK	PROPOSED ON-SITE STORAGE AND TREATMENT FACILITIES	DESTINATION
Household recyclables (bottles, cans,paper etc)	20-30 litres per dwelling	Stored in appropriate recycled bins supplied by council awaiting collection	Council recycling service (weekly)
Garden/green waste	10-30 litres per dwelling	Stored in appropriate recycled bins supplied by council awaiting collection	Council recycling service (weekly)
Other waste	30 litres per dwelling	Stored in mobile garbage bins awaiting collection	To land fill by council (weekly)

Describe how you intend to ensure ongoing management of waste on-site (e.g. lease conditions, caretaker/manager on-site)

1. The garbage and recycling bins in the rear courtyards will be clearly marked and labelled to encourage source separation of materials.
2. The green keeper will manage the garden waste by placing all clippings in appropriate compost bins if not applicable to place waste in recycling bins provided by local government authority.
3. Residence owners or tenants will arrange their own garbage, recycling and composting arrangements using facilities provided by local government authorities.


CREATION HOMES

WASTE MANAGEMENT PLAN

Outline of Proposal

Site Address: *Lot 1508 DP: 122122, Spinifex Road Werrington NSW 2747*

Applicant's Name and Address:



Buildings and other structures currently on-site: Nil

Brief description of proposal:

1. Excavate site (by Creation Homes)
2. Construct a Double Storey Residence (by Creation Homes)

The details provided in this plan are the intentions for managing waste related to this project.

Date: 9/12/2021

STAGE ONE : – DEMOLITION PHASE (Please Note- No Demolition required)

MATERIALS ON-SITE	DESTINATION				
	Estimated		Reuse and Recycling		Disposal
Type of Materials			On-Site Specify proposed reuse or on-site recycling methods	Off-Site Specify contractor and recycling outlet	Specify contractor and landfill site
	Vol (m ³)	Wt (t)			
Excavation Material	Nil				
Green Waste					
Bricks	Nil				
Concrete	Nil				
Timbers	Nil				
Plasterboard	Nil				
Tiles	Nil				
Pavers	Nil				
Metals	Nil				
Asbestos Special Note: Owners Demolition Contractor to test for Asbestos, If found Asbestos Removal procedures and Waste disposal to be used	Nil				
Plastic wrapping	Nil				

STAGE TWO : – CONSTRUCTION PHASE

MATERIALS ON-SITE	DESTINATION				
			Reuse and Recycling		Disposal
Type of Materials	Estimated		On-Site Specify proposed reuse or on-site recycling methods	Off-Site Specify contractor and recycling outlet	Specify contractor and landfill site
	Vol (m ³)	Wt (t)			
Excavation Material	15-20 m ³		Re – use excess spoil as fill	Re – use excess spoil as fill on other sites	
Green Waste	.5			mulched – used on other sites	
Bricks	.7			Recycled Depot for bricks	MaClean Excavation
Concrete	.3			Any surplus concrete to be take back to concrete plant for recycling	JD Concreting
Timbers	1.5			Timber tipping facility	MaClean Excavation
Plasterboard	1.5			Any offcut plasterboard to be take back to plant for recycling	Boral Plasterboard
Tiles	Nil				
Pavers	Nil				
Metals	0.05			Offcut fascia/gutter and metal sheet roofing to Metal recycled depot	MaClean Excavation
Asbestos	Nil				
Plastic wrapping	0.2		Reused on –site as covers		

How will waste be stored onsite for reuse and recycling? How will site operations be managed to ensure minimal waste creation and maximum reuse and recycling?

Waste to be stored temporarily onsite in separate piles, and taken away by relevant contractor to pre selected land fillsite or recycling centre. Schedule of disposing of waste / recycled matter to be co-ordinated as to maximise recycled use of waste and to keep cost of disposal to a minimum.

Site supervisor to manage and maximise use of waste generated by construction phase. Includes liasing and scheduling with subcontractors as to ensure minimal waste creation, ongoing checks by supervisor, follow up training and educating sub contractors of waste requirements.

STAGE THREE : – DESIGN OF FACILITIES

TYPE OF WASTE TO BE GENERATED	EXPECTED VOL. PER WEEK	PROPOSED ON-SITE STORAGE AND TREATMENT FACILITIES	DESTINATION
Household recyclables (bottles, cans,paper etc)	20-30 litres per dwelling	Stored in appropriate recycled bins supplied by council awaiting collection	Council recycling service (weekly)
Garden/green waste	10-30 litres per dwelling	Stored in appropriate recycled bins supplied by council awaiting collection	Council recycling service (weekly)
Other waste	30 litres per dwelling	Stored in mobile garbage bins awaiting collection	To land fill by council (weekly)

Describe how you intend to ensure ongoing management of waste on-site (e.g. lease conditions, caretaker/manager on-site)

1. The garbage and recycling bins in the rear courtyards will be clearly marked and labelled to encourage source separation of materials.
2. The green keeper will manage the garden waste by placing all clippings in appropriate compost bins if not applicable to place waste in recycling bins provided by local government authority.
3. Residence owners or tenants will arrange their own garbage, recycling and composting arrangements using facilities provided by local government authorities.

CREATION HOMES

WASTE MANAGEMENT PLAN

Outline of Proposal

Site Address: *Lot 1509 DP: 122122, Spinifex Road Werrington NSW 2747*

Applicant's Name and Address:



Buildings and other structures currently on-site: Nil

Brief description of proposal:

1. Excavate site (by Creation Homes)
2. Construct a Double Storey Residence (by Creation Homes)

The details provided in this plan are the intentions for managing waste related to this project.

Date: 9/12/2021

STAGE ONE : – DEMOLITION PHASE (Please Note- No Demolition required)

MATERIALS ON-SITE	DESTINATION				
	Estimated		Reuse and Recycling		Disposal
Type of Materials			On-Site Specify proposed reuse or on-site recycling methods	Off-Site Specify contractor and recycling outlet	Specify contractor and landfill site
	Vol (m ³)	Wt (t)			
Excavation Material	Nil				
Green Waste					
Bricks	Nil				
Concrete	Nil				
Timbers	Nil				
Plasterboard	Nil				
Tiles	Nil				
Pavers	Nil				
Metals	Nil				
Asbestos Special Note: Owners Demolition Contractor to test for Asbestos, If found Asbestos Removal procedures and Waste disposal to be used	Nil				
Plastic wrapping	Nil				

STAGE TWO : – CONSTRUCTION PHASE

MATERIALS ON-SITE	DESTINATION				
			Reuse and Recycling		Disposal
Type of Materials	Estimated		On-Site Specify proposed reuse or on-site recycling methods	Off-Site Specify contractor and recycling outlet	Specify contractor and landfill site
	Vol (m ³)	Wt (t)			
Excavation Material	15-20 m ³		Re – use excess spoil as fill	Re – use excess spoil as fill on other sites	
Green Waste	.5			mulched – used on other sites	
Bricks	.7			Recycled Depot for bricks	MaClean Excavation
Concrete	.3			Any surplus concrete to be take back to concrete plant for recycling	JD Concreting
Timbers	1.5			Timber tipping facility	MaClean Excavation
Plasterboard	1.5			Any offcut plasterboard to be take back to plant for recycling	Boral Plasterboard
Tiles	Nil				
Pavers	Nil				
Metals	0.05			Offcut fascia/gutter and metal sheet roofing to Metal recycled depot	MaClean Excavation
Asbestos	Nil				
Plastic wrapping	0.2		Reused on –site as covers		

How will waste be stored onsite for reuse and recycling? How will site operations be managed to ensure minimal waste creation and maximum reuse and recycling?

Waste to be stored temporarily onsite in separate piles, and taken away by relevant contractor to pre selected land fillsite or recycling centre. Schedule of disposing of waste / recycled matter to be co-ordinated as to maximise recycled use of waste and to keep cost of disposal to a minimum.

Site supervisor to manage and maximise use of waste generated by construction phase. Includes liasing and scheduling with subcontractors as to ensure minimal waste creation, ongoing checks by supervisor, follow up training and educating sub contractors of waste requirements.

STAGE THREE : – DESIGN OF FACILITIES

TYPE OF WASTE TO BE GENERATED	EXPECTED VOL. PER WEEK	PROPOSED ON-SITE STORAGE AND TREATMENT FACILITIES	DESTINATION
Household recyclables (bottles, cans,paper etc)	20-30 litres per dwelling	Stored in appropriate recycled bins supplied by council awaiting collection	Council recycling service (weekly)
Garden/green waste	10-30 litres per dwelling	Stored in appropriate recycled bins supplied by council awaiting collection	Council recycling service (weekly)
Other waste	30 litres per dwelling	Stored in mobile garbage bins awaiting collection	To land fill by council (weekly)

Describe how you intend to ensure ongoing management of waste on-site (e.g. lease conditions, caretaker/manager on-site)

1. The garbage and recycling bins in the rear courtyards will be clearly marked and labelled to encourage source separation of materials.
2. The green keeper will manage the garden waste by placing all clippings in appropriate compost bins if not applicable to place waste in recycling bins provided by local government authority.
3. Residence owners or tenants will arrange their own garbage, recycling and composting arrangements using facilities provided by local government authorities.

CREATION HOMES

WASTE MANAGEMENT PLAN

Outline of Proposal

Site Address: *Lot 1510 DP: 122122, Spinifex Road Werrington NSW 2747*

Applicant's Name and Address:



Buildings and other structures currently on-site: Nil

Brief description of proposal:

1. Excavate site (by Creation Homes)
2. Construct a Double Storey Residence (by Creation Homes)

The details provided in this plan are the intentions for managing waste related to this project.

Date: 9/12/2021

STAGE ONE : – DEMOLITION PHASE (Please Note- No Demolition required)

MATERIALS ON-SITE	DESTINATION				
	Estimated		Reuse and Recycling		Disposal
Type of Materials			On-Site Specify proposed reuse or on-site recycling methods	Off-Site Specify contractor and recycling outlet	Specify contractor and landfill site
	Vol (m ³)	Wt (t)			
Excavation Material	Nil				
Green Waste					
Bricks	Nil				
Concrete	Nil				
Timbers	Nil				
Plasterboard	Nil				
Tiles	Nil				
Pavers	Nil				
Metals	Nil				
Asbestos Special Note: Owners Demolition Contractor to test for Asbestos, If found Asbestos Removal procedures and Waste disposal to be used	Nil				
Plastic wrapping	Nil				

STAGE TWO : – CONSTRUCTION PHASE

MATERIALS ON-SITE	DESTINATION				
			Reuse and Recycling		Disposal
Type of Materials	Estimated		On-Site Specify proposed reuse or on-site recycling methods	Off-Site Specify contractor and recycling outlet	Specify contractor and landfill site
	Vol (m ³)	Wt (t)			
Excavation Material	15-20 m ³		Re – use excess spoil as fill	Re – use excess spoil as fill on other sites	
Green Waste	.5			mulched – used on other sites	
Bricks	.7			Recycled Depot for bricks	MaClean Excavation
Concrete	.3			Any surplus concrete to be take back to concrete plant for recycling	JD Concreting
Timbers	1.5			Timber tipping facility	MaClean Excavation
Plasterboard	1.5			Any offcut plasterboard to be take back to plant for recycling	Boral Plasterboard
Tiles	Nil				
Pavers	Nil				
Metals	0.05			Offcut fascia/gutter and metal sheet roofing to Metal recycled depot	MaClean Excavation
Asbestos	Nil				
Plastic wrapping	0.2		Reused on –site as covers		

How will waste be stored onsite for reuse and recycling? How will site operations be managed to ensure minimal waste creation and maximum reuse and recycling?

Waste to be stored temporarily onsite in separate piles, and taken away by relevant contractor to pre selected land fillsite or recycling centre. Schedule of disposing of waste / recycled matter to be co-ordinated as to maximise recycled use of waste and to keep cost of disposal to a minimum.

Site supervisor to manage and maximise use of waste generated by construction phase. Includes liasing and scheduling with subcontractors as to ensure minimal waste creation, ongoing checks by supervisor, follow up training and educating sub contractors of waste requirements.

STAGE THREE : – DESIGN OF FACILITIES

TYPE OF WASTE TO BE GENERATED	EXPECTED VOL. PER WEEK	PROPOSED ON-SITE STORAGE AND TREATMENT FACILITIES	DESTINATION
Household recyclables (bottles, cans,paper etc)	20-30 litres per dwelling	Stored in appropriate recycled bins supplied by council awaiting collection	Council recycling service (weekly)
Garden/green waste	10-30 litres per dwelling	Stored in appropriate recycled bins supplied by council awaiting collection	Council recycling service (weekly)
Other waste	30 litres per dwelling	Stored in mobile garbage bins awaiting collection	To land fill by council (weekly)

Describe how you intend to ensure ongoing management of waste on-site (e.g. lease conditions, caretaker/manager on-site)

1. The garbage and recycling bins in the rear courtyards will be clearly marked and labelled to encourage source separation of materials.
2. The green keeper will manage the garden waste by placing all clippings in appropriate compost bins if not applicable to place waste in recycling bins provided by local government authority.
3. Residence owners or tenants will arrange their own garbage, recycling and composting arrangements using facilities provided by local government authorities.


CREATION HOMES

WASTE MANAGEMENT PLAN

Outline of Proposal

Site Address: *Lot 1515 DP: 122122, Spinifex Road Werrington NSW 2747*

Applicant's Name and Address:



Buildings and other structures currently on-site: Nil

Brief description of proposal:

1. Excavate site (by Creation Homes)
2. Construct a Double Storey Residence (by Creation Homes)

The details provided in this plan are the intentions for managing waste related to this project.

Date: 9/12/2021

STAGE ONE : – DEMOLITION PHASE (Please Note- No Demolition required)

MATERIALS ON-SITE	DESTINATION				
	Estimated		Reuse and Recycling		Disposal
Type of Materials			On-Site Specify proposed reuse or on-site recycling methods	Off-Site Specify contractor and recycling outlet	Specify contractor and landfill site
	Vol (m ³)	Wt (t)			
Excavation Material	Nil				
Green Waste					
Bricks	Nil				
Concrete	Nil				
Timbers	Nil				
Plasterboard	Nil				
Tiles	Nil				
Pavers	Nil				
Metals	Nil				
Asbestos Special Note: Owners Demolition Contractor to test for Asbestos, If found Asbestos Removal procedures and Waste disposal to be used	Nil				
Plastic wrapping	Nil				

STAGE TWO : – CONSTRUCTION PHASE

MATERIALS ON-SITE	DESTINATION				
			Reuse and Recycling		Disposal
Type of Materials	Estimated		On-Site Specify proposed reuse or on-site recycling methods	Off-Site Specify contractor and recycling outlet	Specify contractor and landfill site
	Vol (m ³)	Wt (t)			
Excavation Material	15-20 m ³		Re – use excess spoil as fill	Re – use excess spoil as fill on other sites	
Green Waste	.5			mulched – used on other sites	
Bricks	.7			Recycled Depot for bricks	MaClean Excavation
Concrete	.3			Any surplus concrete to be take back to concrete plant for recycling	JD Concreting
Timbers	1.5			Timber tipping facility	MaClean Excavation
Plasterboard	1.5			Any offcut plasterboard to be take back to plant for recycling	Boral Plasterboard
Tiles	Nil				
Pavers	Nil				
Metals	0.05			Offcut fascia/gutter and metal sheet roofing to Metal recycled depot	MaClean Excavation
Asbestos	Nil				
Plastic wrapping	0.2		Reused on –site as covers		

How will waste be stored onsite for reuse and recycling? How will site operations be managed to ensure minimal waste creation and maximum reuse and recycling?

Waste to be stored temporarily onsite in separate piles, and taken away by relevant contractor to pre selected land fillsite or recycling centre. Schedule of disposing of waste / recycled matter to be co-ordinated as to maximise recycled use of waste and to keep cost of disposal to a minimum.

Site supervisor to manage and maximise use of waste generated by construction phase. Includes liasing and scheduling with subcontractors as to ensure minimal waste creation, ongoing checks by supervisor, follow up training and educating sub contractors of waste requirements.

STAGE THREE : – DESIGN OF FACILITIES

TYPE OF WASTE TO BE GENERATED	EXPECTED VOL. PER WEEK	PROPOSED ON-SITE STORAGE AND TREATMENT FACILITIES	DESTINATION
Household recyclables (bottles, cans,paper etc)	20-30 litres per dwelling	Stored in appropriate recycled bins supplied by council awaiting collection	Council recycling service (weekly)
Garden/green waste	10-30 litres per dwelling	Stored in appropriate recycled bins supplied by council awaiting collection	Council recycling service (weekly)
Other waste	30 litres per dwelling	Stored in mobile garbage bins awaiting collection	To land fill by council (weekly)

Describe how you intend to ensure ongoing management of waste on-site (e.g. lease conditions, caretaker/manager on-site)

1. The garbage and recycling bins in the rear courtyards will be clearly marked and labelled to encourage source separation of materials.
2. The green keeper will manage the garden waste by placing all clippings in appropriate compost bins if not applicable to place waste in recycling bins provided by local government authority.
3. Residence owners or tenants will arrange their own garbage, recycling and composting arrangements using facilities provided by local government authorities.

CREATION HOMES

WASTE MANAGEMENT PLAN

Outline of Proposal

Site Address: *Lot 1516 DP: 122122, Spinifex Road Werrington NSW 2747*

Applicant's Name and Address:



Buildings and other structures currently on-site: Nil

Brief description of proposal:

1. Excavate site (by Creation Homes)
2. Construct a Double Storey Residence (by Creation Homes)

The details provided in this plan are the intentions for managing waste related to this project.

Date: 9/12/2021

STAGE ONE : – DEMOLITION PHASE (Please Note- No Demolition required)

MATERIALS ON-SITE	DESTINATION				
	Estimated		Reuse and Recycling		Disposal
Type of Materials			On-Site Specify proposed reuse or on-site recycling methods	Off-Site Specify contractor and recycling outlet	Specify contractor and landfill site
	Vol (m ³)	Wt (t)			
Excavation Material	Nil				
Green Waste					
Bricks	Nil				
Concrete	Nil				
Timbers	Nil				
Plasterboard	Nil				
Tiles	Nil				
Pavers	Nil				
Metals	Nil				
Asbestos Special Note: Owners Demolition Contractor to test for Asbestos, If found Asbestos Removal procedures and Waste disposal to be used	Nil				
Plastic wrapping	Nil				

STAGE TWO : – CONSTRUCTION PHASE

MATERIALS ON-SITE	DESTINATION				
			Reuse and Recycling		Disposal
Type of Materials	Estimated		On-Site Specify proposed reuse or on-site recycling methods	Off-Site Specify contractor and recycling outlet	Specify contractor and landfill site
	Vol (m ³)	Wt (t)			
Excavation Material	15-20 m ³		Re – use excess spoil as fill	Re – use excess spoil as fill on other sites	
Green Waste	.5			mulched – used on other sites	
Bricks	.7			Recycled Depot for bricks	MaClean Excavation
Concrete	.3			Any surplus concrete to be take back to concrete plant for recycling	JD Concreting
Timbers	1.5			Timber tipping facility	MaClean Excavation
Plasterboard	1.5			Any offcut plasterboard to be take back to plant for recycling	Boral Plasterboard
Tiles	Nil				
Pavers	Nil				
Metals	0.05			Offcut fascia/gutter and metal sheet roofing to Metal recycled depot	MaClean Excavation
Asbestos	Nil				
Plastic wrapping	0.2		Reused on –site as covers		

How will waste be stored onsite for reuse and recycling? How will site operations be managed to ensure minimal waste creation and maximum reuse and recycling?

Waste to be stored temporarily onsite in separate piles, and taken away by relevant contractor to pre selected land fillsite or recycling centre. Schedule of disposing of waste / recycled matter to be co-ordinated as to maximise recycled use of waste and to keep cost of disposal to a minimum.

Site supervisor to manage and maximise use of waste generated by construction phase. Includes liasing and scheduling with subcontractors as to ensure minimal waste creation, ongoing checks by supervisor, follow up training and educating sub contractors of waste requirements.

STAGE THREE : – DESIGN OF FACILITIES

TYPE OF WASTE TO BE GENERATED	EXPECTED VOL. PER WEEK	PROPOSED ON-SITE STORAGE AND TREATMENT FACILITIES	DESTINATION
Household recyclables (bottles, cans,paper etc)	20-30 litres per dwelling	Stored in appropriate recycled bins supplied by council awaiting collection	Council recycling service (weekly)
Garden/green waste	10-30 litres per dwelling	Stored in appropriate recycled bins supplied by council awaiting collection	Council recycling service (weekly)
Other waste	30 litres per dwelling	Stored in mobile garbage bins awaiting collection	To land fill by council (weekly)

Describe how you intend to ensure ongoing management of waste on-site (e.g. lease conditions, caretaker/manager on-site)

1. The garbage and recycling bins in the rear courtyards will be clearly marked and labelled to encourage source separation of materials.
2. The green keeper will manage the garden waste by placing all clippings in appropriate compost bins if not applicable to place waste in recycling bins provided by local government authority.
3. Residence owners or tenants will arrange their own garbage, recycling and composting arrangements using facilities provided by local government authorities.

CREATION HOMES

WASTE MANAGEMENT PLAN

Outline of Proposal

Site Address: *Lot 1517 DP: 122122, Spinifex Road Werrington NSW 2747*

Applicant's Name and Address:



Buildings and other structures currently on-site: Nil

Brief description of proposal:

1. Excavate site (by Creation Homes)
2. Construct a Double Storey Residence (by Creation Homes)

The details provided in this plan are the intentions for managing waste related to this project.

Date: 9/12/2021

STAGE ONE : – DEMOLITION PHASE (Please Note- No Demolition required)

MATERIALS ON-SITE	DESTINATION				
	Estimated		Reuse and Recycling		Disposal
Type of Materials			On-Site Specify proposed reuse or on-site recycling methods	Off-Site Specify contractor and recycling outlet	Specify contractor and landfill site
	Vol (m ³)	Wt (t)			
Excavation Material	Nil				
Green Waste					
Bricks	Nil				
Concrete	Nil				
Timbers	Nil				
Plasterboard	Nil				
Tiles	Nil				
Pavers	Nil				
Metals	Nil				
Asbestos Special Note: Owners Demolition Contractor to test for Asbestos, If found Asbestos Removal procedures and Waste disposal to be used	Nil				
Plastic wrapping	Nil				

STAGE TWO : – CONSTRUCTION PHASE

MATERIALS ON-SITE	DESTINATION				
			Reuse and Recycling		Disposal
Type of Materials	Estimated		On-Site Specify proposed reuse or on-site recycling methods	Off-Site Specify contractor and recycling outlet	Specify contractor and landfill site
	Vol (m ³)	Wt (t)			
Excavation Material	15-20 m ³		Re – use excess spoil as fill	Re – use excess spoil as fill on other sites	
Green Waste	.5			mulched – used on other sites	
Bricks	.7			Recycled Depot for bricks	MaClean Excavation
Concrete	.3			Any surplus concrete to be take back to concrete plant for recycling	JD Concreting
Timbers	1.5			Timber tipping facility	MaClean Excavation
Plasterboard	1.5			Any offcut plasterboard to be take back to plant for recycling	Boral Plasterboard
Tiles	Nil				
Pavers	Nil				
Metals	0.05			Offcut fascia/gutter and metal sheet roofing to Metal recycled depot	MaClean Excavation
Asbestos	Nil				
Plastic wrapping	0.2		Reused on –site as covers		

How will waste be stored onsite for reuse and recycling? How will site operations be managed to ensure minimal waste creation and maximum reuse and recycling?

Waste to be stored temporarily onsite in separate piles, and taken away by relevant contractor to pre selected land fillsite or recycling centre. Schedule of disposing of waste / recycled matter to be co-ordinated as to maximise recycled use of waste and to keep cost of disposal to a minimum.

Site supervisor to manage and maximise use of waste generated by construction phase. Includes liasing and scheduling with subcontractors as to ensure minimal waste creation, ongoing checks by supervisor, follow up training and educating sub contractors of waste requirements.

STAGE THREE : – DESIGN OF FACILITIES

TYPE OF WASTE TO BE GENERATED	EXPECTED VOL. PER WEEK	PROPOSED ON-SITE STORAGE AND TREATMENT FACILITIES	DESTINATION
Household recyclables (bottles, cans,paper etc)	20-30 litres per dwelling	Stored in appropriate recycled bins supplied by council awaiting collection	Council recycling service (weekly)
Garden/green waste	10-30 litres per dwelling	Stored in appropriate recycled bins supplied by council awaiting collection	Council recycling service (weekly)
Other waste	30 litres per dwelling	Stored in mobile garbage bins awaiting collection	To land fill by council (weekly)

Describe how you intend to ensure ongoing management of waste on-site (e.g. lease conditions, caretaker/manager on-site)

1. The garbage and recycling bins in the rear courtyards will be clearly marked and labelled to encourage source separation of materials.
2. The green keeper will manage the garden waste by placing all clippings in appropriate compost bins if not applicable to place waste in recycling bins provided by local government authority.
3. Residence owners or tenants will arrange their own garbage, recycling and composting arrangements using facilities provided by local government authorities.

CREATION HOMES

WASTE MANAGEMENT PLAN

Outline of Proposal

Site Address: *Lot 1518 DP: 122122, Spinifex Road Werrington NSW 2747*

Applicant's Name and Address:



Buildings and other structures currently on-site: Nil

Brief description of proposal:

1. Excavate site (by Creation Homes)
2. Construct a Double Storey Residence (by Creation Homes)

The details provided in this plan are the intentions for managing waste related to this project.

Date: 9/12/2021

STAGE ONE : – DEMOLITION PHASE (Please Note- No Demolition required)

MATERIALS ON-SITE	DESTINATION				
	Estimated		Reuse and Recycling		Disposal
Type of Materials			On-Site Specify proposed reuse or on-site recycling methods	Off-Site Specify contractor and recycling outlet	Specify contractor and landfill site
	Vol (m ³)	Wt (t)			
Excavation Material	Nil				
Green Waste					
Bricks	Nil				
Concrete	Nil				
Timbers	Nil				
Plasterboard	Nil				
Tiles	Nil				
Pavers	Nil				
Metals	Nil				
Asbestos Special Note: Owners Demolition Contractor to test for Asbestos, If found Asbestos Removal procedures and Waste disposal to be used	Nil				
Plastic wrapping	Nil				

STAGE TWO : – CONSTRUCTION PHASE

MATERIALS ON-SITE	DESTINATION				
			Reuse and Recycling		Disposal
Type of Materials	Estimated		On-Site Specify proposed reuse or on-site recycling methods	Off-Site Specify contractor and recycling outlet	Specify contractor and landfill site
	Vol (m ³)	Wt (t)			
Excavation Material	15-20 m ³		Re – use excess spoil as fill	Re – use excess spoil as fill on other sites	
Green Waste	.5			mulched – used on other sites	
Bricks	.7			Recycled Depot for bricks	MaClean Excavation
Concrete	.3			Any surplus concrete to be take back to concrete plant for recycling	JD Concreting
Timbers	1.5			Timber tipping facility	MaClean Excavation
Plasterboard	1.5			Any offcut plasterboard to be take back to plant for recycling	Boral Plasterboard
Tiles	Nil				
Pavers	Nil				
Metals	0.05			Offcut fascia/gutter and metal sheet roofing to Metal recycled depot	MaClean Excavation
Asbestos	Nil				
Plastic wrapping	0.2		Reused on –site as covers		

How will waste be stored onsite for reuse and recycling? How will site operations be managed to ensure minimal waste creation and maximum reuse and recycling?

Waste to be stored temporarily onsite in separate piles, and taken away by relevant contractor to pre selected land fillsite or recycling centre. Schedule of disposing of waste / recycled matter to be co-ordinated as to maximise recycled use of waste and to keep cost of disposal to a minimum.

Site supervisor to manage and maximise use of waste generated by construction phase. Includes liasing and scheduling with subcontractors as to ensure minimal waste creation, ongoing checks by supervisor, follow up training and educating sub contractors of waste requirements.

STAGE THREE : – DESIGN OF FACILITIES

TYPE OF WASTE TO BE GENERATED	EXPECTED VOL. PER WEEK	PROPOSED ON-SITE STORAGE AND TREATMENT FACILITIES	DESTINATION
Household recyclables (bottles, cans,paper etc)	20-30 litres per dwelling	Stored in appropriate recycled bins supplied by council awaiting collection	Council recycling service (weekly)
Garden/green waste	10-30 litres per dwelling	Stored in appropriate recycled bins supplied by council awaiting collection	Council recycling service (weekly)
Other waste	30 litres per dwelling	Stored in mobile garbage bins awaiting collection	To land fill by council (weekly)

Describe how you intend to ensure ongoing management of waste on-site (e.g. lease conditions, caretaker/manager on-site)

1. The garbage and recycling bins in the rear courtyards will be clearly marked and labelled to encourage source separation of materials.
2. The green keeper will manage the garden waste by placing all clippings in appropriate compost bins if not applicable to place waste in recycling bins provided by local government authority.
3. Residence owners or tenants will arrange their own garbage, recycling and composting arrangements using facilities provided by local government authorities.

CREATION HOMES

WASTE MANAGEMENT PLAN

Outline of Proposal

Site Address: *Lot 1519 DP: 122122, Spinifex Road Werrington NSW 2747*

Applicant's Name and Address:



Buildings and other structures currently on-site: Nil

Brief description of proposal:

1. Excavate site (by Creation Homes)
2. Construct a Double Storey Residence (by Creation Homes)

The details provided in this plan are the intentions for managing waste related to this project.

Date: 9/12/2021

STAGE ONE : – DEMOLITION PHASE (Please Note- No Demolition required)

MATERIALS ON-SITE	DESTINATION				
	Estimated		Reuse and Recycling		Disposal
Type of Materials			On-Site Specify proposed reuse or on-site recycling methods	Off-Site Specify contractor and recycling outlet	Specify contractor and landfill site
	Vol (m ³)	Wt (t)			
Excavation Material	Nil				
Green Waste					
Bricks	Nil				
Concrete	Nil				
Timbers	Nil				
Plasterboard	Nil				
Tiles	Nil				
Pavers	Nil				
Metals	Nil				
Asbestos Special Note: Owners Demolition Contractor to test for Asbestos, If found Asbestos Removal procedures and Waste disposal to be used	Nil				
Plastic wrapping	Nil				

STAGE TWO : – CONSTRUCTION PHASE

MATERIALS ON-SITE	DESTINATION				
			Reuse and Recycling		Disposal
Type of Materials	Estimated		On-Site Specify proposed reuse or on-site recycling methods	Off-Site Specify contractor and recycling outlet	Specify contractor and landfill site
	Vol (m ³)	Wt (t)			
Excavation Material	15-20 m ³		Re – use excess spoil as fill	Re – use excess spoil as fill on other sites	
Green Waste	.5			mulched – used on other sites	
Bricks	.7			Recycled Depot for bricks	MaClean Excavation
Concrete	.3			Any surplus concrete to be take back to concrete plant for recycling	JD Concreting
Timbers	1.5			Timber tipping facility	MaClean Excavation
Plasterboard	1.5			Any offcut plasterboard to be take back to plant for recycling	Boral Plasterboard
Tiles	Nil				
Pavers	Nil				
Metals	0.05			Offcut fascia/gutter and metal sheet roofing to Metal recycled depot	MaClean Excavation
Asbestos	Nil				
Plastic wrapping	0.2		Reused on –site as covers		

How will waste be stored onsite for reuse and recycling? How will site operations be managed to ensure minimal waste creation and maximum reuse and recycling?

Waste to be stored temporarily onsite in separate piles, and taken away by relevant contractor to pre selected land fillsite or recycling centre. Schedule of disposing of waste / recycled matter to be co-ordinated as to maximise recycled use of waste and to keep cost of disposal to a minimum.

Site supervisor to manage and maximise use of waste generated by construction phase. Includes liasing and scheduling with subcontractors as to ensure minimal waste creation, ongoing checks by supervisor, follow up training and educating sub contractors of waste requirements.

STAGE THREE : – DESIGN OF FACILITIES

TYPE OF WASTE TO BE GENERATED	EXPECTED VOL. PER WEEK	PROPOSED ON-SITE STORAGE AND TREATMENT FACILITIES	DESTINATION
Household recyclables (bottles, cans,paper etc)	20-30 litres per dwelling	Stored in appropriate recycled bins supplied by council awaiting collection	Council recycling service (weekly)
Garden/green waste	10-30 litres per dwelling	Stored in appropriate recycled bins supplied by council awaiting collection	Council recycling service (weekly)
Other waste	30 litres per dwelling	Stored in mobile garbage bins awaiting collection	To land fill by council (weekly)

Describe how you intend to ensure ongoing management of waste on-site (e.g. lease conditions, caretaker/manager on-site)

1. The garbage and recycling bins in the rear courtyards will be clearly marked and labelled to encourage source separation of materials.
2. The green keeper will manage the garden waste by placing all clippings in appropriate compost bins if not applicable to place waste in recycling bins provided by local government authority.
3. Residence owners or tenants will arrange their own garbage, recycling and composting arrangements using facilities provided by local government authorities.


CREATION HOMES

WASTE MANAGEMENT PLAN

Outline of Proposal

Site Address: *Lot 1520 DP: 122122, Spinifex Road Werrington NSW 2747*

Applicant's Name and Address:



Buildings and other structures currently on-site: Nil

Brief description of proposal:

1. Excavate site (by Creation Homes)
2. Construct a Double Storey Residence (by Creation Homes)

The details provided in this plan are the intentions for managing waste related to this project.

Date: 9/12/2021

STAGE ONE : – DEMOLITION PHASE (Please Note- No Demolition required)

MATERIALS ON-SITE	DESTINATION				
	Estimated		Reuse and Recycling		Disposal
Type of Materials			On-Site Specify proposed reuse or on-site recycling methods	Off-Site Specify contractor and recycling outlet	Specify contractor and landfill site
	Vol (m ³)	Wt (t)			
Excavation Material	Nil				
Green Waste					
Bricks	Nil				
Concrete	Nil				
Timbers	Nil				
Plasterboard	Nil				
Tiles	Nil				
Pavers	Nil				
Metals	Nil				
Asbestos Special Note: Owners Demolition Contractor to test for Asbestos, If found Asbestos Removal procedures and Waste disposal to be used	Nil				
Plastic wrapping	Nil				

STAGE TWO : – CONSTRUCTION PHASE

MATERIALS ON-SITE	DESTINATION				
			Reuse and Recycling		Disposal
Type of Materials	Estimated		On-Site Specify proposed reuse or on-site recycling methods	Off-Site Specify contractor and recycling outlet	Specify contractor and landfill site
	Vol (m ³)	Wt (t)			
Excavation Material	15-20 m ³		Re – use excess spoil as fill	Re – use excess spoil as fill on other sites	
Green Waste	.5			mulched – used on other sites	
Bricks	.7			Recycled Depot for bricks	MaClean Excavation
Concrete	.3			Any surplus concrete to be take back to concrete plant for recycling	JD Concreting
Timbers	1.5			Timber tipping facility	MaClean Excavation
Plasterboard	1.5			Any offcut plasterboard to be take back to plant for recycling	Boral Plasterboard
Tiles	Nil				
Pavers	Nil				
Metals	0.05			Offcut fascia/gutter and metal sheet roofing to Metal recycled depot	MaClean Excavation
Asbestos	Nil				
Plastic wrapping	0.2		Reused on –site as covers		

How will waste be stored onsite for reuse and recycling? How will site operations be managed to ensure minimal waste creation and maximum reuse and recycling?

Waste to be stored temporarily onsite in separate piles, and taken away by relevant contractor to pre selected land fillsite or recycling centre. Schedule of disposing of waste / recycled matter to be co-ordinated as to maximise recycled use of waste and to keep cost of disposal to a minimum.

Site supervisor to manage and maximise use of waste generated by construction phase. Includes liasing and scheduling with subcontractors as to ensure minimal waste creation, ongoing checks by supervisor, follow up training and educating sub contractors of waste requirements.

STAGE THREE : – DESIGN OF FACILITIES

TYPE OF WASTE TO BE GENERATED	EXPECTED VOL. PER WEEK	PROPOSED ON-SITE STORAGE AND TREATMENT FACILITIES	DESTINATION
Household recyclables (bottles, cans,paper etc)	20-30 litres per dwelling	Stored in appropriate recycled bins supplied by council awaiting collection	Council recycling service (weekly)
Garden/green waste	10-30 litres per dwelling	Stored in appropriate recycled bins supplied by council awaiting collection	Council recycling service (weekly)
Other waste	30 litres per dwelling	Stored in mobile garbage bins awaiting collection	To land fill by council (weekly)

Describe how you intend to ensure ongoing management of waste on-site (e.g. lease conditions, caretaker/manager on-site)

1. The garbage and recycling bins in the rear courtyards will be clearly marked and labelled to encourage source separation of materials.
2. The green keeper will manage the garden waste by placing all clippings in appropriate compost bins if not applicable to place waste in recycling bins provided by local government authority.
3. Residence owners or tenants will arrange their own garbage, recycling and composting arrangements using facilities provided by local government authorities.