

PROPOSED LIGHT INDUSTRIAL DEVELOPMENT

16 Chapman St Werrington NSW 2747

LOT 1 IN DP 1226122

DRAWING REGISTER			
DRAWING NUMBER	DRAWING NAME	DRAWING ISSUE DATE	CURRENT REVISION
DA-00	COVER SHEET	02/28/22	A
DA-01-1	COMPLIANCE TABLE	02/28/22	A
DA-01-2	COMPLIANCE TABLE	02/28/22	A
DA-02	SITE ANALYSIS	02/28/22	A
DA-03	Approved Subdivision Plan (DA 19/0704)	02/28/22	A
DA-04	MASTER PLAN	02/28/22	A
LOT 4002-1	SITE PLAN	02/28/22	A
LOT 4002-2	PLANS	02/28/22	A
LOT 4002-3	ELEVATIONS	02/28/22	A
LOT 4002-4	SECTIONS	02/28/22	A
LOT 4003-1	SITE PLAN	02/28/22	A
LOT 4003-2	PLANS	02/28/22	A
LOT 4003-3	ELEVATIONS	02/28/22	A
LOT 4003-4	SECTIONS	02/28/22	A
LOT 4004-1	SITE PLAN	02/28/22	A
LOT 4004-2	PLANS	02/28/22	A
LOT 4004-3	ELEVATIONS	02/28/22	A
LOT 4004-4	SECTIONS	02/28/22	A
LOT 4005-1	SITE PLAN	02/28/22	A
LOT 4005-2	PLANS	02/28/22	A
LOT 4005-3	ELEVATIONS	02/28/22	A
LOT 4005-4	SECTIONS	02/28/22	A
LOT 4006-1	SITE PLAN	02/28/22	A
LOT 4006-2	PLANS	02/28/22	A
LOT 4006-3	ELEVATIONS	02/28/22	A
LOT 4006-4	SECTIONS	02/28/22	A
LOT 4007-1	SITE PLAN	02/28/22	A
LOT 4007-2	PLANS	02/28/22	A
LOT 4007-3	ELEVATIONS	02/28/22	A
LOT 4007-4	SECTIONS	02/28/22	A
LOT 4101-1	SITE PLAN	02/28/22	A
LOT 4101-2	PLANS	02/28/22	A
LOT 4101-3	ELEVATIONS	02/28/22	A
LOT 4101-4	SECTIONS	02/28/22	A
LOT 4102-1	SITE PLAN	02/28/22	A
LOT 4102-2	PLANS	02/28/22	A
LOT 4102-3	ELEVATIONS	02/28/22	A
LOT 4102-4	SECTIONS	02/28/22	A
LOT 4103-1	SITE PLAN	02/28/22	A
LOT 4103-2	PLANS	02/28/22	A
LOT 4103-3	ELEVATIONS	02/28/22	A
LOT 4103-4	SECTIONS	02/28/22	A
LOT 4104-1	SITE PLAN	02/28/22	A
LOT 4104-2	PLANS	02/28/22	A
LOT 4104-3	ELEVATIONS	02/28/22	A
LOT 4104-4	SECTIONS	02/28/22	A
LOT 4105-1	SITE PLAN	02/28/22	A
LOT 4105-2	PLANS	02/28/22	A
LOT 4105-3	ELEVATIONS	02/28/22	A
LOT 4105-4	SECTIONS	02/28/22	A
LOT 4106-1	SITE PLAN	02/28/22	A
LOT 4106-2	PLANS	02/28/22	A
LOT 4106-3	ELEVATIONS	02/28/22	A
LOT 4106-5	SECTIONS	02/28/22	A
LOT 4107-1	SITE PLAN	02/28/22	A
LOT 4107-2	PLANS	02/28/22	A
LOT 4107-3	ELEVATIONS	02/28/22	A
LOT 4107-4	SECTIONS	02/28/22	A
LOT 4108-1	SITE PLAN	02/28/22	A
LOT 4108-2	PLANS	02/28/22	A
LOT 4108-3	ELEVATIONS	02/28/22	A
LOT 4108-4	SECTIONS	02/28/22	A
LOT 4109-1	SITE PLAN	02/28/22	A
LOT 4109-2	PLANS	02/28/22	A
LOT 4109-3	ELEVATIONS	02/28/22	A
LOT 4109-4	SECTIONS	02/28/22	A
LOT 4110-1	SITE PLAN	02/28/22	A
LOT 4110-2	PLANS	02/28/22	A
LOT 4110-3	ELEVATIONS	02/28/22	A
LOT 4110-4	SECTIONS	02/28/22	A

				GENERAL NOTES:		NORTH:		<div>02 9636 2465 02 9688 4762 www.bathla.com.au</div> <div><div>The Bathla Group</div><div>137 Gilba Road, Girraween NSW 2145</div><div>PO Box 270, Wentworthville NSW 2145</div></div> <div><div>Connect with us</div><div>Building dreams together</div></div>		PROJECT: 16 Chapman St Werrington NSW 2747		LOT NUMBER: LOT 1 IN DP 1226122		DRAWING TITLE: COVER SHEET		DA ISSUE	
PROJECT No.		DATE: FEB 2022		DRAWING No:		REV:		A									
DRAWN BY: Author		SCALE:		DA-00		ISSUED BY:											
C:\Users\far1\Documents\Chapman St Werrington - Central_far1\7KQ36.rvt																	



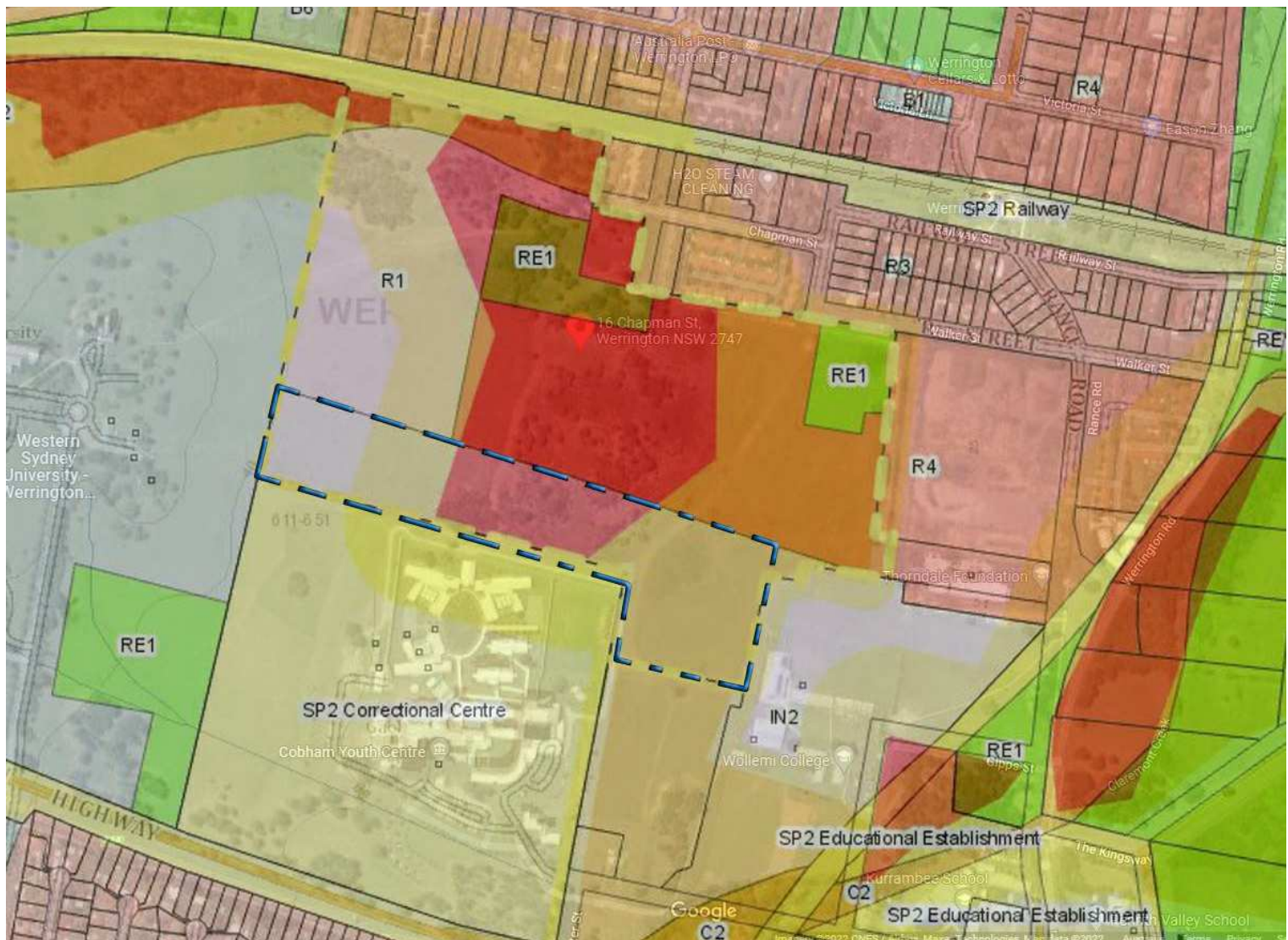
INDICATIVE LAYOUT PLAN



SITE LOCATION
GOOGLE MAP 2022




LAND ZONING (IN2 - LIGHT INDUSTRIAL: (pub. 28-7-2006)
NSW PLANNING PORTAL 2022

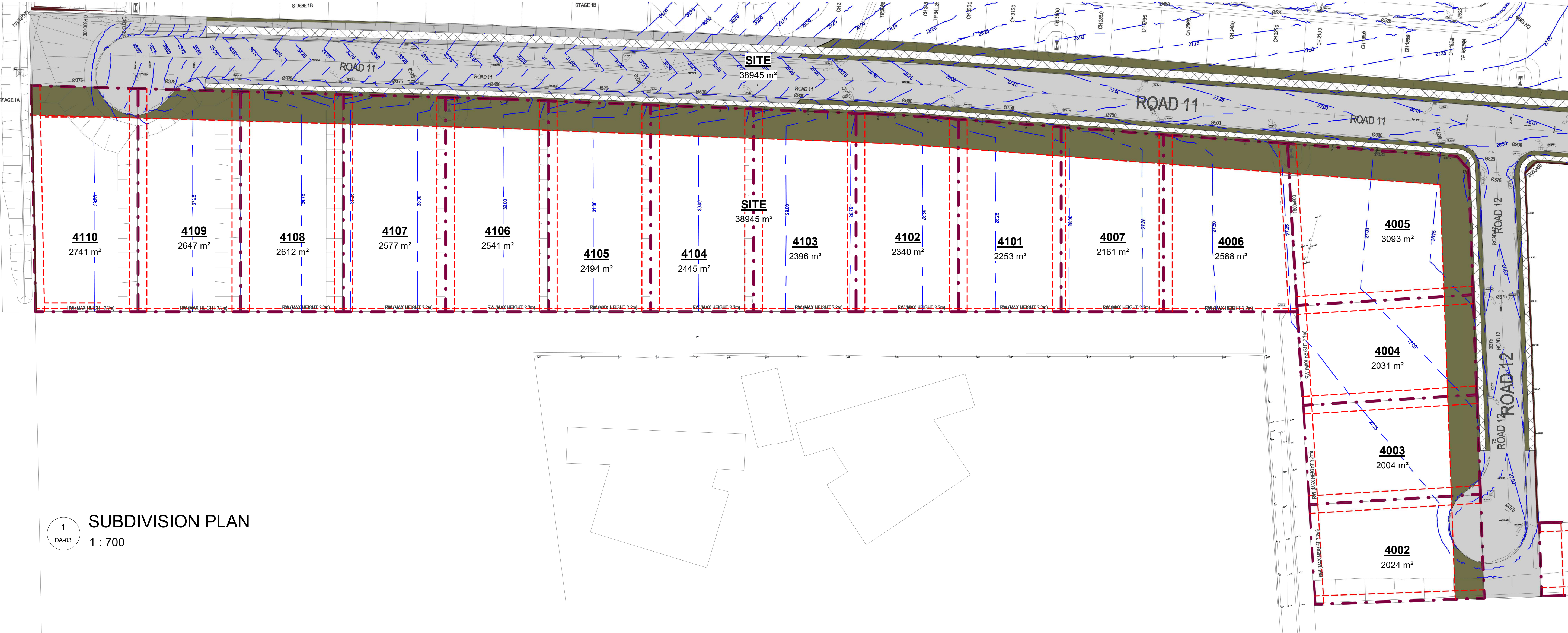


BUSHFIRE PRONE LAND
NSW PLANNING PORTAL 2022



HEIGHT LIMIT (MAX. 12.5 m)
NSW PLANNING PORTAL 2022

			GENERAL NOTES:		NORTH:	<div><div><div>The Bathla Group</div><div>137 Gilba Road, Girraween Sydney NSW - 2145 PO Box 270, Wentworthville NSW 2145 T: 02 9636 2465 F: 02 9688 4762 info@bathla.com.au www.bathla.com.au</div></div></div>	PROJECT: 16 Chapman St Werrington NSW 2747 Chapman St Werrington	LOT NUMBER: Chapman St Werrington NSW 2747	DRAWING TITLE: SITE ANALYSIS	PROJECT No.	DATE:	DRAWING No.	REV:
			THIS DRAWING IS THE EXCLUSIVE PROPERTY OF THE DEVELOPER & THE REPRODUCTION OF ANY PART WITHOUT THE PRIOR WRITTEN CONSENT OF THE DEVELOPER IS A VIOLATION OF APPLICABLE LAWS. IN NO EVENT SHALL THE DEVELOPER BE HELD LIABLE FOR SPECIAL COLLATERAL, INCIDENTAL OR CONSEQUENTIAL LIABILITY IN CONNECTION WITH THE USE OF THIS DIGITAL DATA ONCE RELEASED FROM THE DEVELOPER'S OFFICE. THIS DRAWING IS TO BE READ & UNDERSTOOD IN CONJUNCTION WITH THE STRUCTURAL, MECHANICAL, ELECTRICAL & / OR ANY OTHER CONSULTANT'S DOCUMENTATION AS MAY BE APPLICABLE TO THE PROJECT PRIOR TO THE START OF ANY WORKS AND FOR ITS DURATION.							-	FEB 2022	DA-02	A
A	03/2022	ISSUE FOR DEVELOPMENT APPLICATION											
ISSUE	DATE	REVISION			BY								

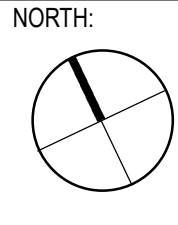


1 SUBDIVISION PLAN
DA-03 1 : 700

REV	DATE	DESCRIPTION	BY
A	03/2022	ISSUE FOR DEVELOPMENT APPLICATION	

GENERAL NOTES:

THIS DRAWING IS THE EXCLUSIVE PROPERTY OF THE DEVELOPER & THE REPRODUCTION OF ANY PART WITHOUT THE PRIOR WRITTEN CONSENT OF THE DEVELOPER IS A VIOLATION OF APPLICABLE LAWS. IN NO EVENT SHALL THE DEVELOPER BE HELD LIABLE FOR SPECIAL, COLLATERAL, INCIDENTAL OR CONSEQUENTIAL LIABILITY IN CONNECTION WITH THE USE OF THIS DIGITAL DATA ONCE RELEASED FROM THE DEVELOPER'S OFFICE. THIS DRAWING IS TO BE READ & UNDERSTOOD IN CONJUNCTION WITH THE STRUCTURAL, MECHANICAL, ELECTRICAL & / OR ANY OTHER CONSULTANT'S DOCUMENTATION AS MAY BE APPLICABLE TO THE PROJECT PRIOR TO THE START OF ANY WORKS AND FOR ITS DURATION.



02 9636 2465 | 02 9688 4762 | www.bathla.com.au

The Bathla Group

137 Gilba Road, Girraween NSW 2145
PO Box 270, Westworthville NSW 2145

Connect with us

“Building dreams together.”

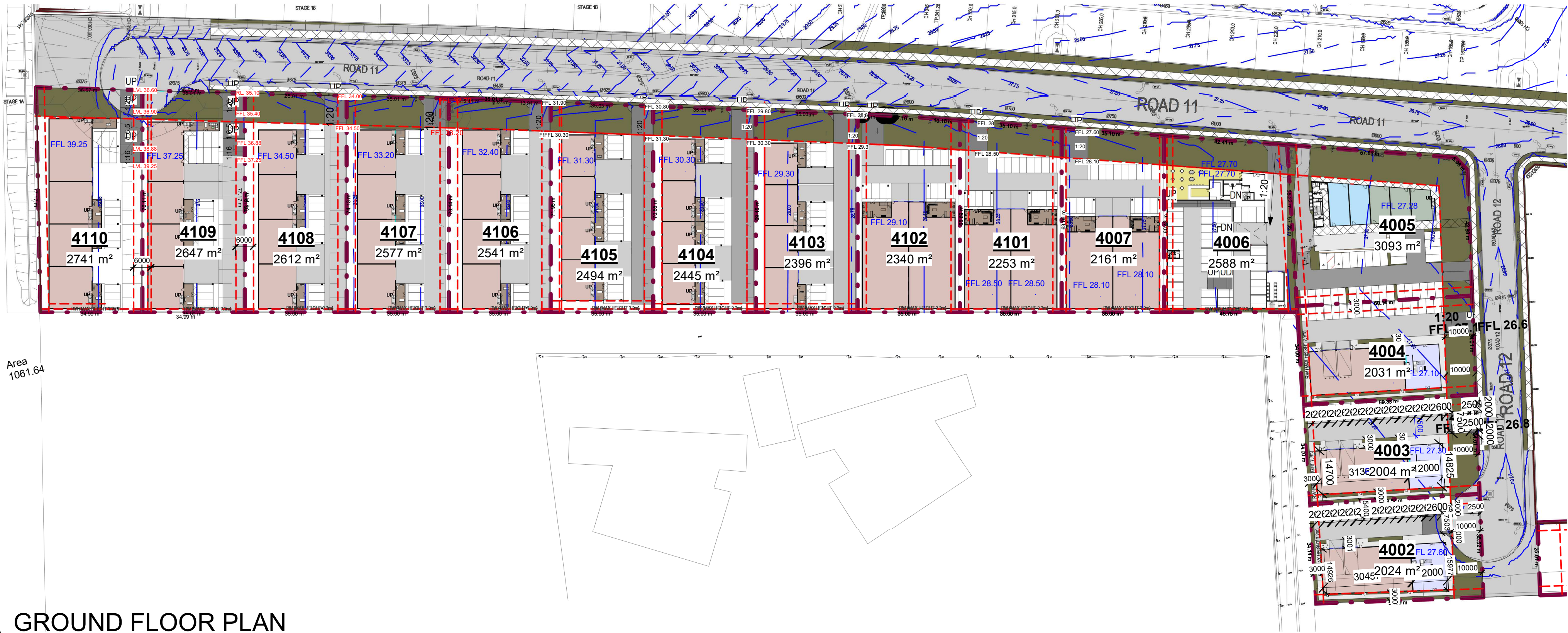
PROJECT:
16
Chapman St Werrington NSW 2747

LOT NUMBER:

DRAWING TITLE:
**Approved Subdivision
Plan (DA 19/0704)**

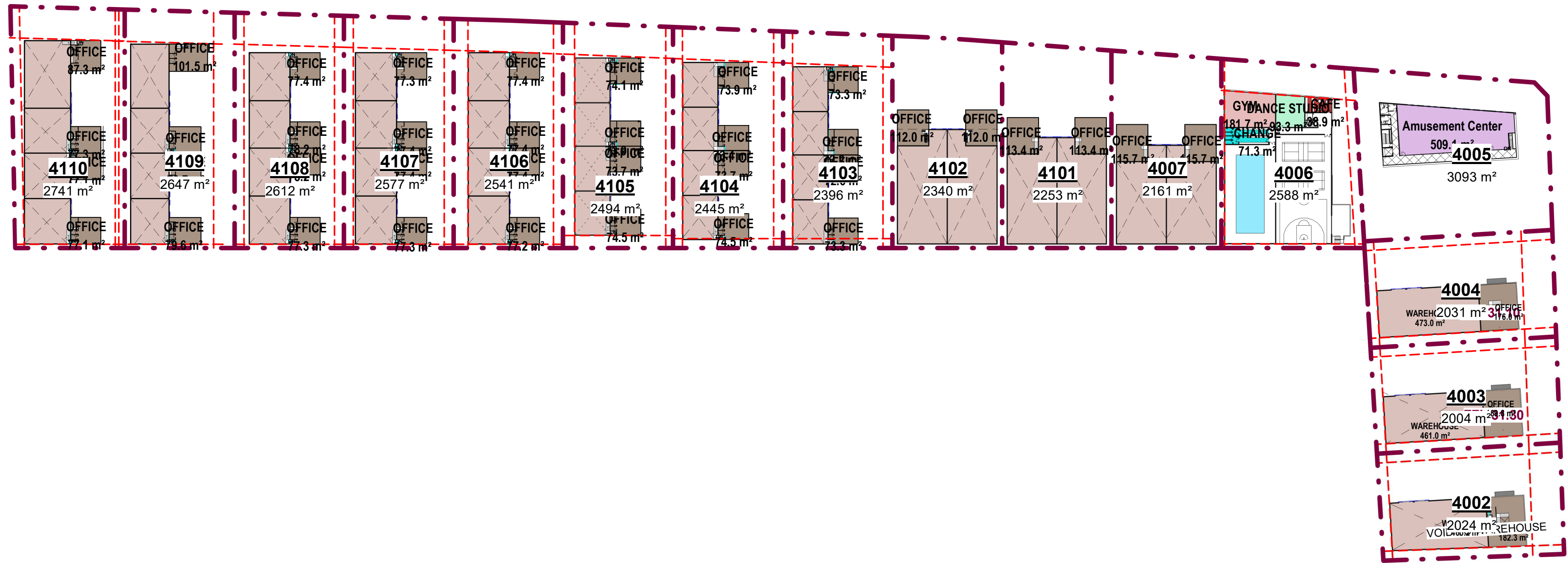
PROJECT No.	DATE	DRAWING No.	REV.
	FEB 2022	DA-03	A
DRAWN BY:	SCALE:	ISSUED BY:	
Author	1 : 700		

C:\Users\fan\Documents\Chapman St Werrington - Central_fan\7KQ36.rvt



1
DA-04

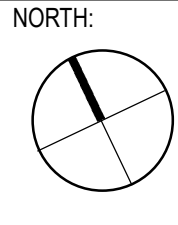
GROUND FLOOR PLAN
1 : 1000



2
DA-04

Level 1
1 : 1000

GENERAL NOTES:			
THIS DRAWING IS THE EXCLUSIVE PROPERTY OF THE DEVELOPER & THE REPRODUCTION OF ANY PART WITHOUT THE PRIOR WRITTEN CONSENT OF THE DEVELOPER IS A VIOLATION OF APPLICABLE LAWS. IN NO EVENT SHALL THE DEVELOPER BE HELD LIABLE FOR SPECIAL, COLLATERAL, INCIDENTAL OR CONSEQUENTIAL LIABILITY IN CONNECTION WITH THE USE OF THIS DIGITAL DATA ONCE RELEASED FROM THE DEVELOPER'S OFFICE. THIS DRAWING IS TO BE READ & UNDERSTOOD IN CONJUNCTION WITH THE STRUCTURAL, MECHANICAL, ELECTRICAL & / OR ANY OTHER CONSULTANT'S DOCUMENTATION AS MAY BE APPLICABLE TO THE PROJECT PRIOR TO THE START OF ANY WORKS AND FOR ITS DURATION.			
REV	DATE	DESCRIPTION	BY
A	03/2022	ISSUE FOR DEVELOPMENT APPLICATION	



02 9636 2465 | 02 9688 4762 | www.bathla.com.au

The Bathla Group

137 Gilba Road, Girraween NSW 2145
PO Box 270, Westworthville NSW 2145

Connect with us

“Building dreams together.”

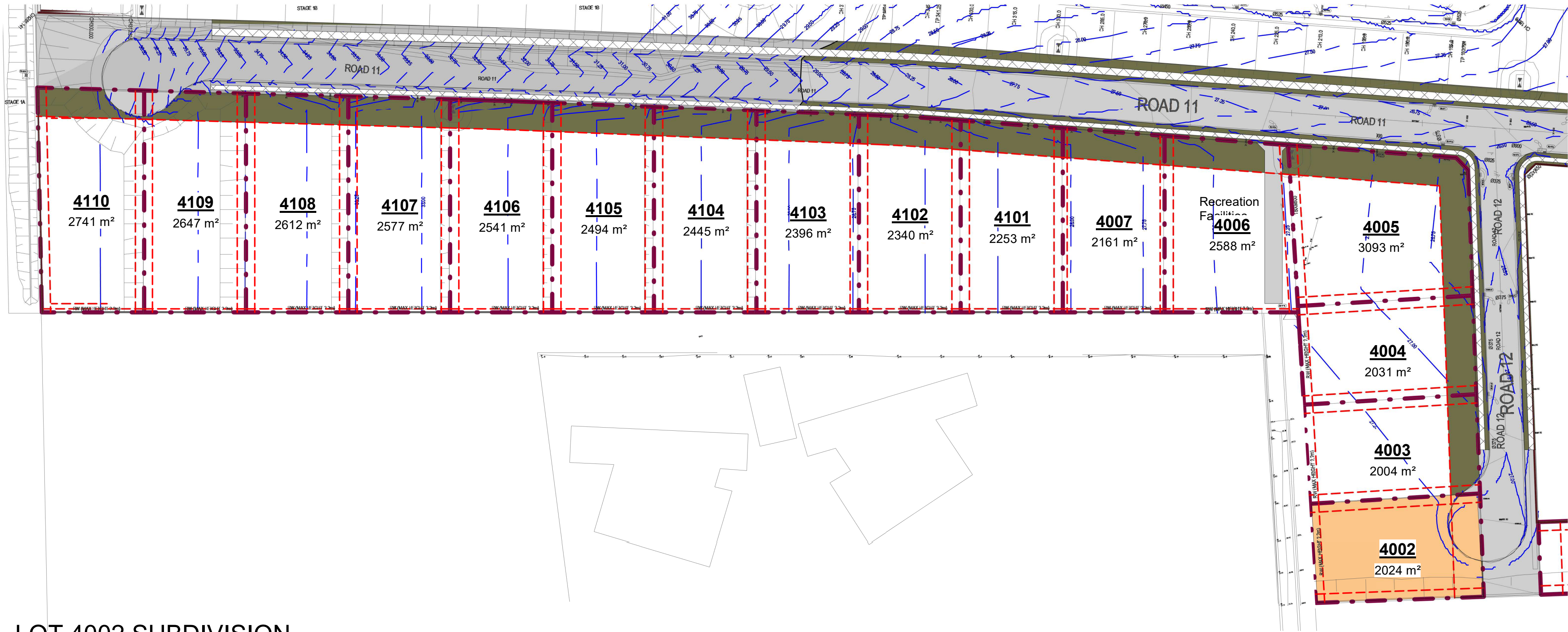
PROJECT:
16
Chapman St Werrington NSW 2747

LOT NUMBER:

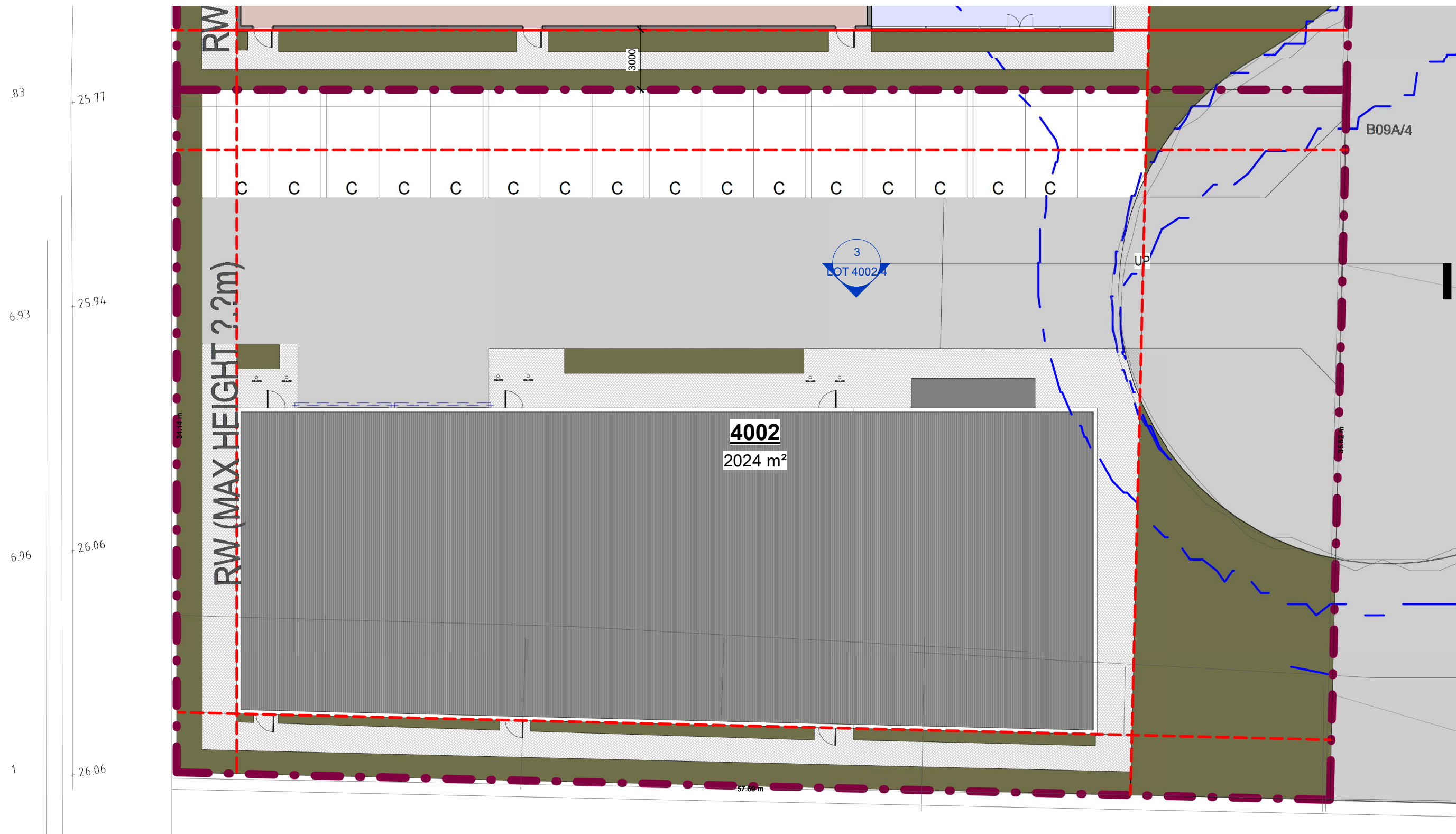
DRAWING TITLE:

MASTER PLAN

DA ISSUE			
PROJECT No.	DATE: FEB 2022	DRAWING No.	REV: A
DRAWN BY: Author	SCALE: 1 : 1000	DA-04	ISSUED BY:
C:\Users\fan\Documents\Chapman St Werrington - Central_fan\7KQ36.rvt			



2
LOT 4002 SUBDIVISION
1 : 1000



1
LOT 4002-SITE PLAN
1 : 200

DEVELOPMENT SUMMARY

LOT 4002	Required BY: P.C. (Planning Control) A.D.G. (Apartment Design Guide)	REQUIREMENT	PROPOSED	COMPLIES
01. SITE AREA	-	-	(SITE AREA) 2024m ²	N/A
02. ZONE	P.C.	IN2	IN2	YES
03. BUILDING HEIGHT	P.C.	MAX 12.5m	9m	YES
04. NUMBER OF UNIT	P.C.		WAREHOUSE=1 OFFICE/ADMINISTRATION=1 OFFICE=1	YES
05. CAR SPACE	P.C.	1 SPACE PER 100m ² OF GROSS FLOOR AREA CAR SPACE REQUIRED = 09	CAR SPACE PROPOSED = 17	YES

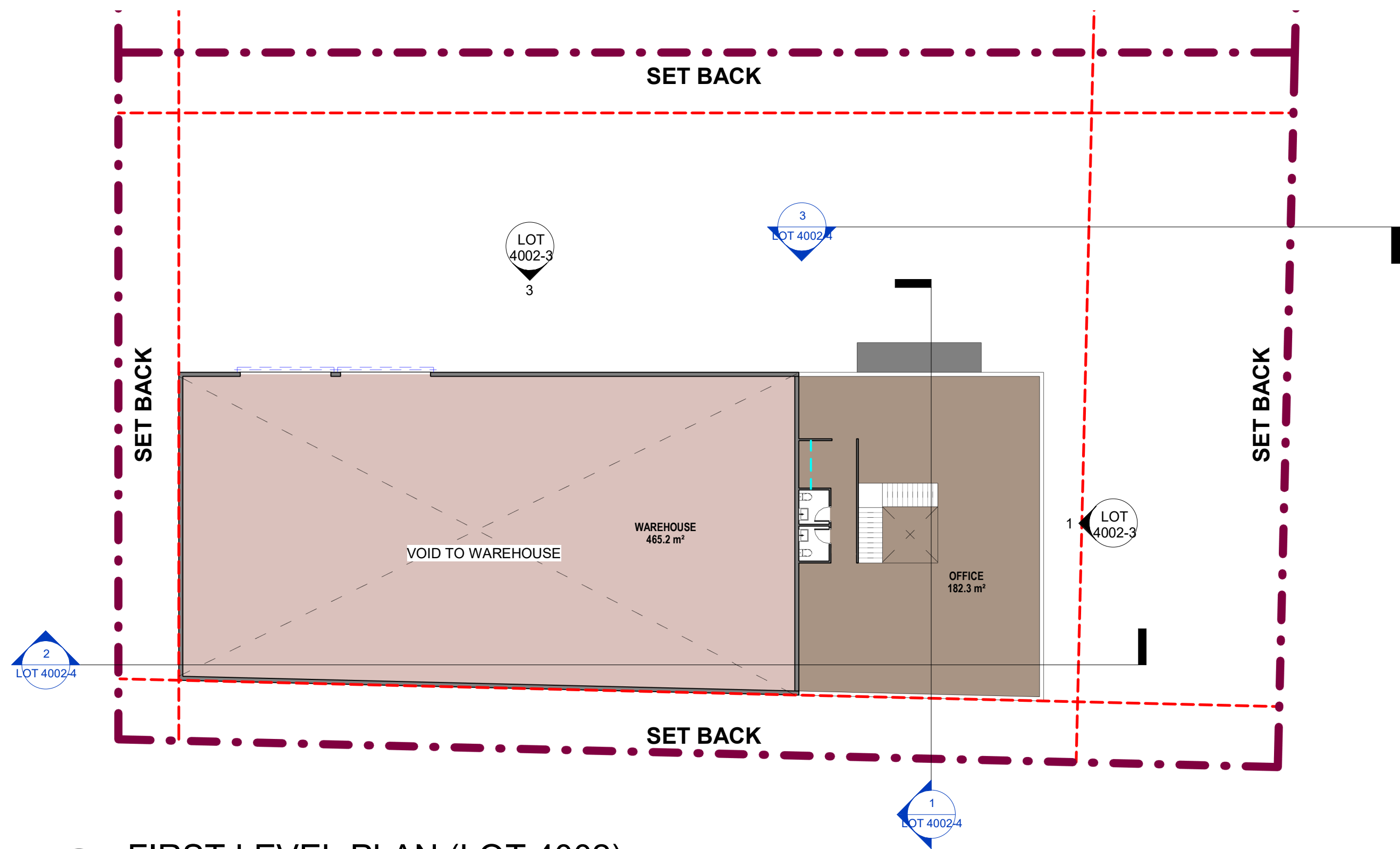
Parking Schedule...

Mark	Count
------	-------

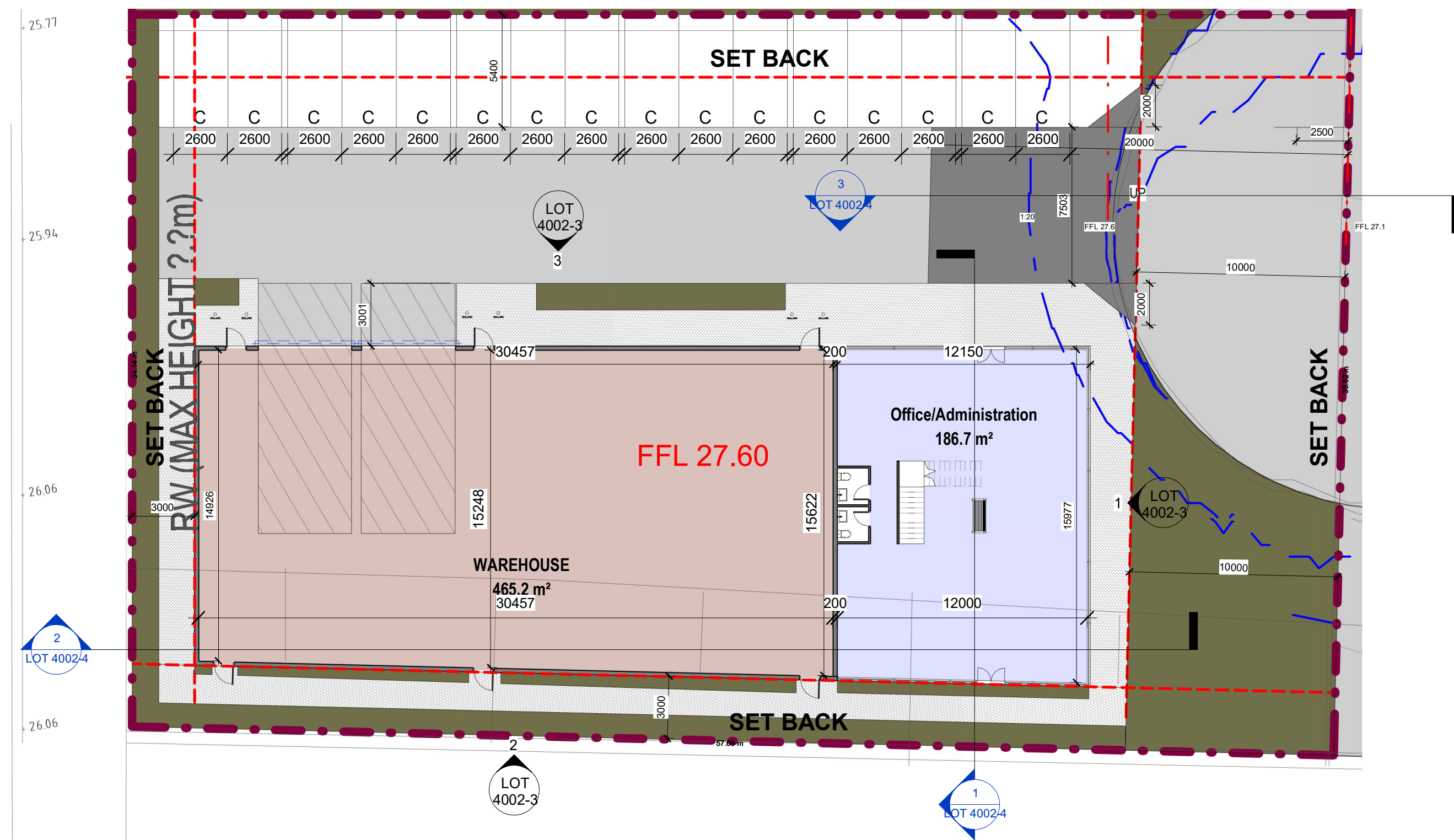
LOT 4002 16
Grand total: 16

LOT 4002

RVT Link: File Name	Name	Area	Level
LOT 4002	WAREHOUSE	465.2 m ²	Ground Floor
LOT 4002	Office/Administration	186.7 m ²	Ground Floor
LOT 4002	OFFICE	182.3 m ²	Level 1
LOT 4002: 3		834.2 m ²	
Grand total: 3		834.2 m ²	

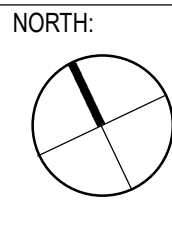


2 FIRST LEVEL PLAN (LOT 4002)
1 : 200



1 GROUND FLOOR (LOT 4002)
1 : 200

GENERAL NOTES:			
THIS DRAWING IS THE EXCLUSIVE PROPERTY OF THE DEVELOPER & THE REPRODUCTION OF ANY PART WITHOUT THE PRIOR WRITTEN CONSENT OF THE DEVELOPER IS A VIOLATION OF APPLICABLE LAWS. IN NO EVENT SHALL THE DEVELOPER BE HELD LIABLE FOR SPECIAL, COLLATERAL, INCIDENTAL OR CONSEQUENTIAL LIABILITY IN CONNECTION WITH THE USE OF THIS DIGITAL DATA ONCE RELEASED FROM THE DEVELOPER'S OFFICE. THIS DRAWING IS TO BE READ & UNDERSTOOD IN CONJUNCTION WITH THE STRUCTURAL, MECHANICAL, ELECTRICAL & / OR ANY OTHER CONSULTANT'S DOCUMENTATION AS MAY BE APPLICABLE TO THE PROJECT PRIOR TO THE START OF ANY WORKS AND FOR ITS DURATION.			
REV	DATE	DESCRIPTION	BY
A	03/2022	ISSUE FOR DEVELOPMENT APPLICATION	



02 9636 2465 | 02 9688 4762 | www.bathla.com.au

The Bathla Group

137 Gilba Road, Girraween NSW 2145
PO Box 270, Wentworthville NSW 2145

Connect with us

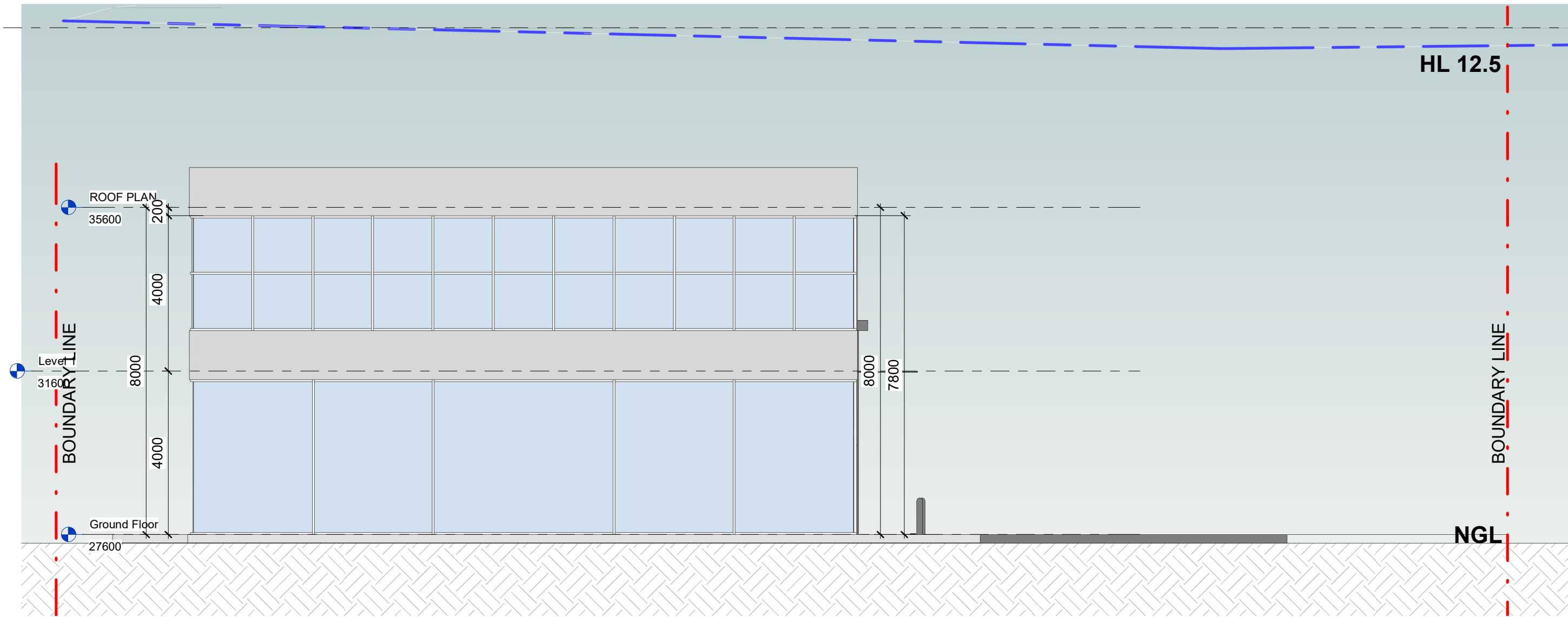
“Building dreams together.”

PROJECT:
16
Chapman St Werrington NSW 2747

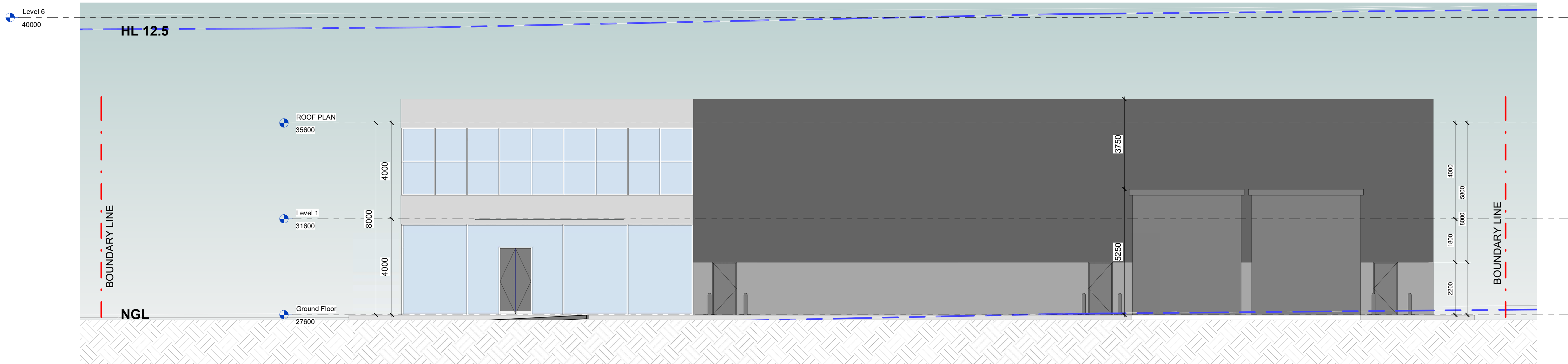
LOT NUMBER:
4002

DRAWING TITLE:
PLANS

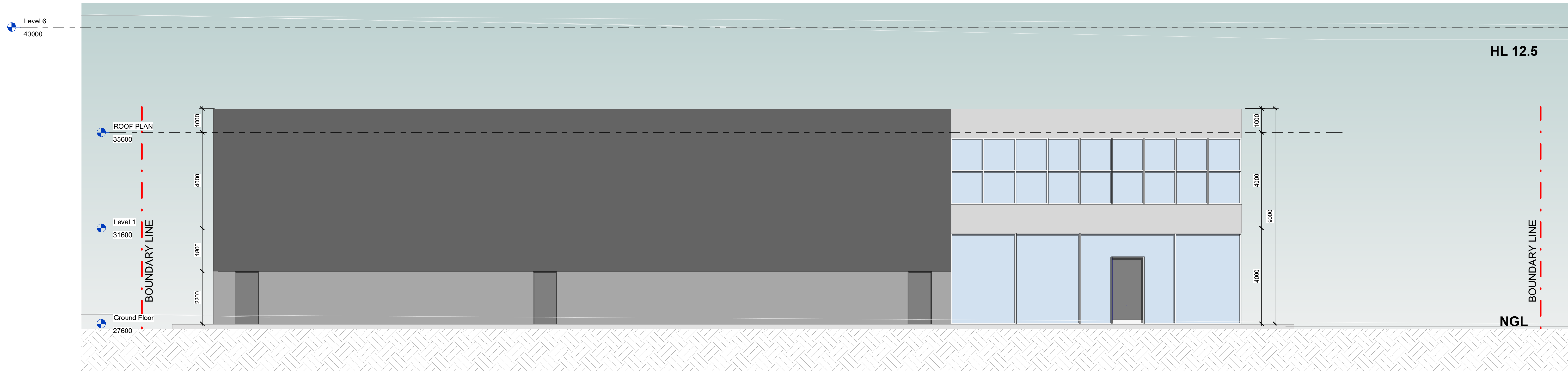
DA ISSUE			
PROJECT No.	DATE: FEB 2022	DRAWING No.	REV: A
DRAWN BY: Author	SCALE: 1 : 200	LOT 4002-2	ISSUED BY:
C:\Users\fan\Documents\Chapman St Werrington - Central_fan\7KQ36.rvt			



1
LOT 4002-3
East Elevation(LOT4002)
1 : 100

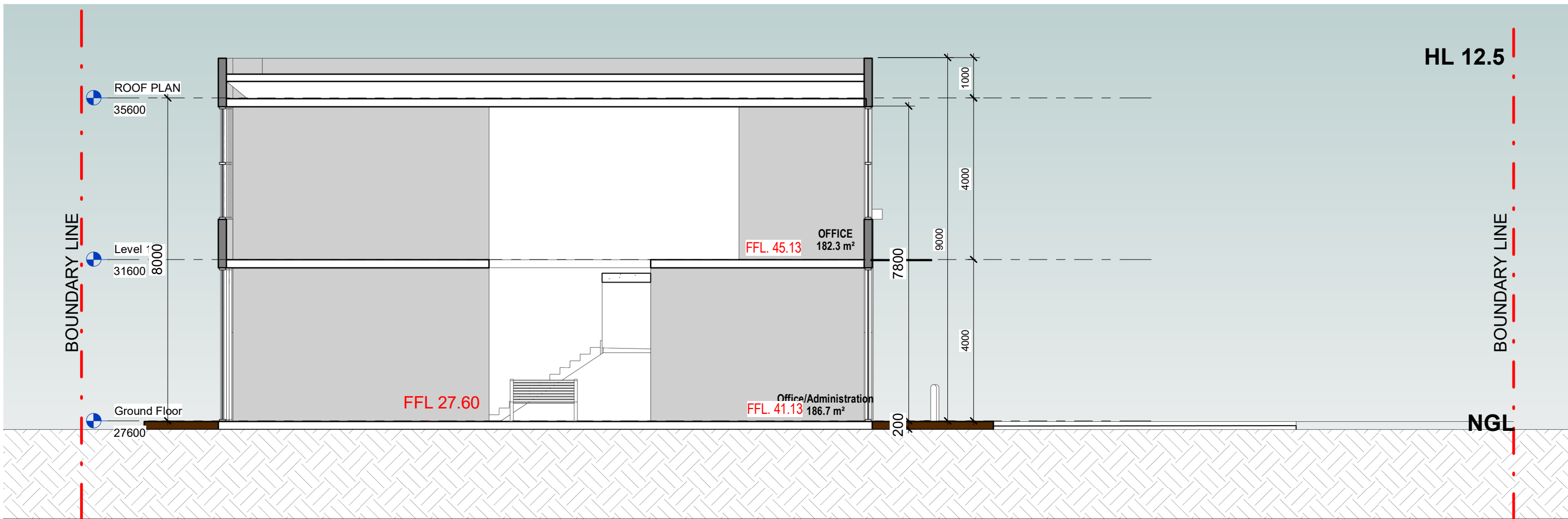


3
LOT 4002-3
North Elevation(LOT 4002)
1 : 100

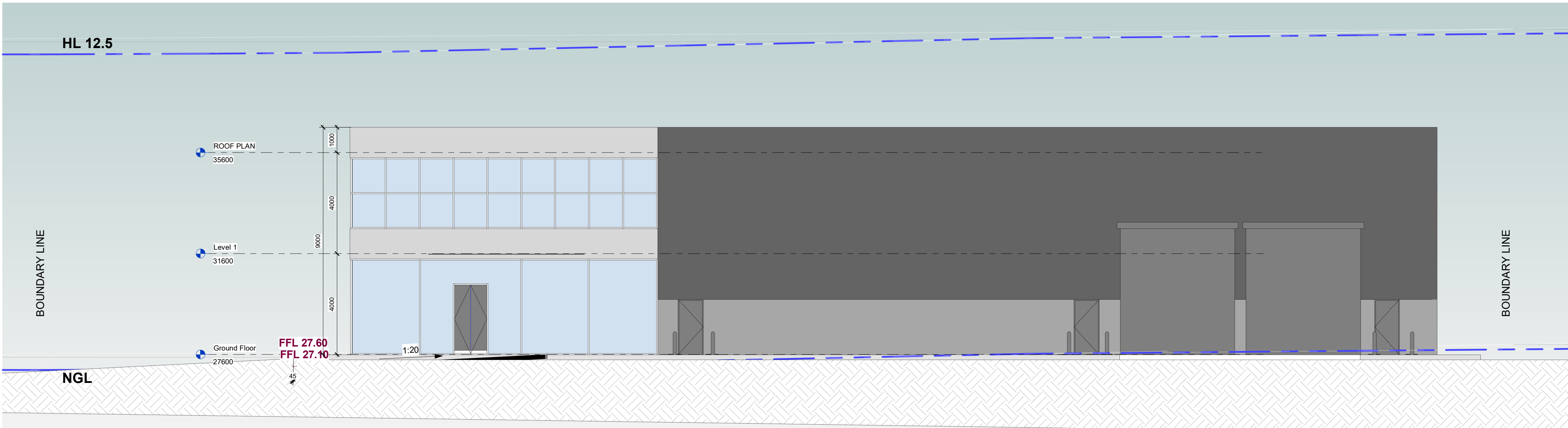


2
LOT 4002-3
South Elevation(LOT 4002)
1 : 100

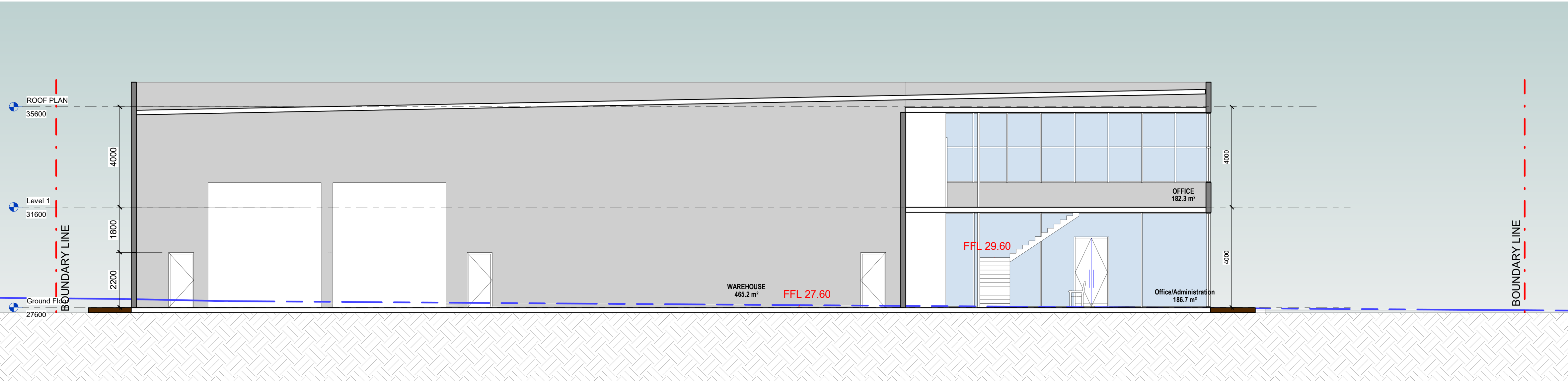
GENERAL NOTES:				NORTH:		PROJECT:		LOT NUMBER:		DRAWING TITLE:		PROJECT No.		DATE:		DRAWING No:		REV:		DA ISSUE	
THIS DRAWING IS THE EXCLUSIVE PROPERTY OF THE DEVELOPER & THE REPRODUCTION OF ANY PART WITHOUT THE PRIOR WRITTEN CONSENT OF THE DEVELOPER IS A VIOLATION OF APPLICABLE LAWS. IN NO EVENT SHALL THE DEVELOPER BE HELD LIABLE FOR SPECIAL, COLLATERAL, INCIDENTAL OR CONSEQUENTIAL LIABILITY IN CONNECTION WITH THE USE OF THIS DIGITAL DATA ONCE RELEASED FROM THE DEVELOPER'S OFFICE. THIS DRAWING IS TO BE READ & UNDERSTOOD IN CONJUNCTION WITH THE STRUCTURAL, MECHANICAL, ELECTRICAL & / OR ANY OTHER CONSULTANT'S DOCUMENTATION AS MAY BE APPLICABLE TO THE PROJECT PRIOR TO THE START OF ANY WORKS AND FOR ITS DURATION.				02 9636 2465 02 9688 4762 www.bathla.com.au		16 Chapman St Werrington NSW 2747		4002		ELEVATIONS		Author		FEB 2022		1 : 100		LOT 4002-3		A	
A 03/2022 ISSUE FOR DEVELOPMENT APPLICATION				The Bathla Group 137 Gilba Road, Girraween NSW 2145 PO Box 270, Wentworthville NSW 2145 Connect with us Building dreams together																	
REV DATE DESCRIPTION BY																					



1
LOT 4002-4
Section A(LOT 4002)
1 : 100



3
LOT 4002-4
Section C(LOT 4002)
1 : 100



2
LOT 4002-4
Section B(LOT 4002)
1 : 100

GENERAL NOTES:			
THIS DRAWING IS THE EXCLUSIVE PROPERTY OF THE DEVELOPER & THE REPRODUCTION OF ANY PART WITHOUT THE PRIOR WRITTEN CONSENT OF THE DEVELOPER IS A VIOLATION OF APPLICABLE LAWS. IN NO EVENT SHALL THE DEVELOPER BE HELD LIABLE FOR SPECIAL, COLLATERAL, INCIDENTAL OR CONSEQUENTIAL LIABILITY IN CONNECTION WITH THE USE OF THIS DIGITAL DATA ONCE RELEASED FROM THE DEVELOPER'S OFFICE. THIS DRAWING IS TO BE READ & UNDERSTOOD IN CONJUNCTION WITH THE STRUCTURAL, MECHANICAL, ELECTRICAL & / OR ANY OTHER CONSULTANT'S DOCUMENTATION AS MAY BE APPLICABLE TO THE PROJECT PRIOR TO THE START OF ANY WORKS AND FOR ITS DURATION.			
REV	DATE	DESCRIPTION	BY
A	03/2022	ISSUE FOR DEVELOPMENT APPLICATION	

NORTH:



PROJECT:
16
Chapman St Werrington NSW 2747

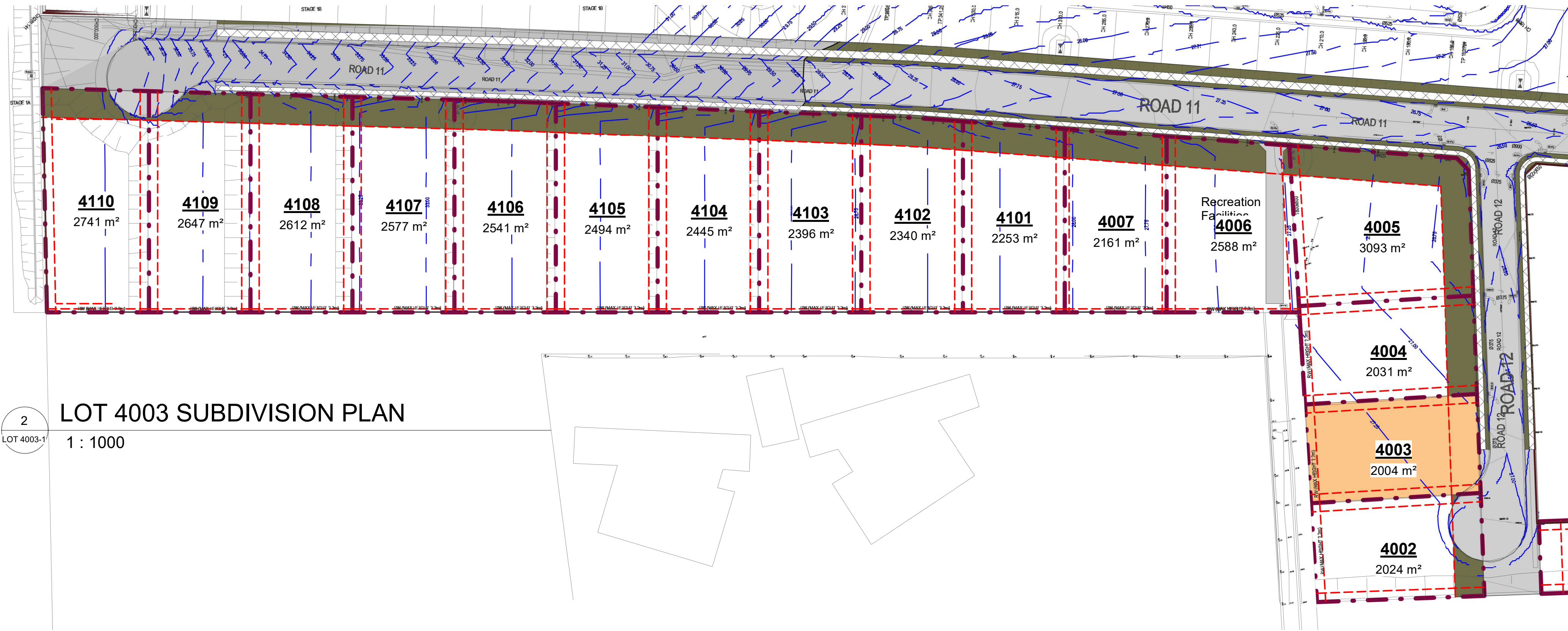
LOT NUMBER:
4002

DRAWING TITLE:

SECTIONS

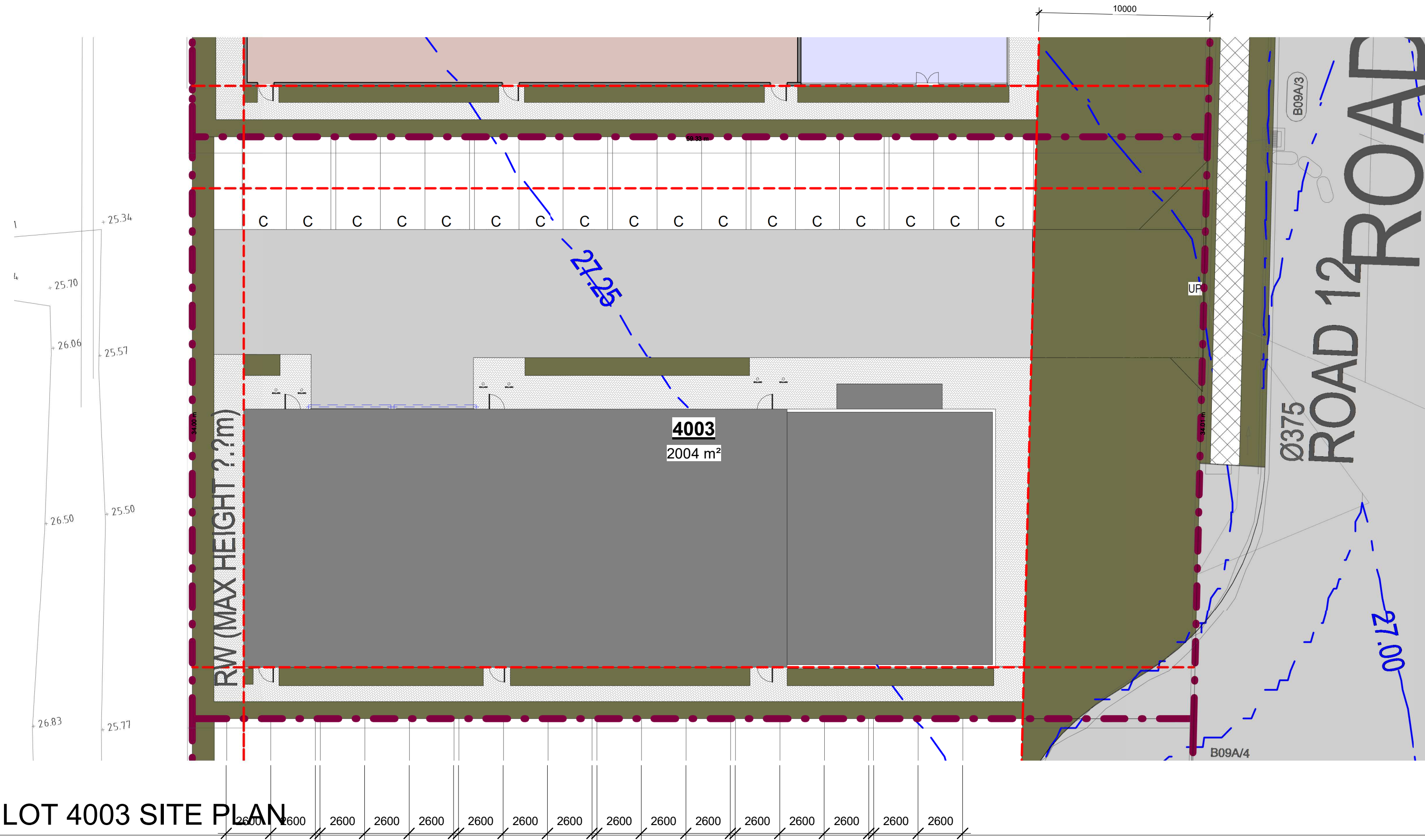
PROJECT No.		DATE		DRAWING No.		REV.	
		FEB 2022		LOT 4002-4		A	
DRAWN BY:		SCALE:		ISSUED BY:			
Author		1 : 100					

C:\Users\farid\Documents\Chapman St Werrington - Central_fari7KQ36.rvt



2
LOT 4003-1
LOT 4003 SUBDIVISION PLAN
1 : 1000

WAREHOUSE
473.0 m²



1
LOT 4003-1
LOT 4003 SITE PLAN
1 : 200

DEVELOPMENT SUMMARY

LOT 4003	Required BY: P.C. (Planning Control) A.D.G. (Apartment Design Guide)	REQUIREMENT	PROPOSED	COMPLIES
01. SITE AREA	-	-	(SITE AREA) 2004m²	N/A
02. ZONE	P.C.	IN2	IN2	YES
03. BUILDING HEIGHT	P.C.	MAX 12.5m	9m	YES
04. NUMBER OF UNIT	P.C.		WAREHOUSE=1 OFFICE/ADMINISTRATION=1 OFFICE=1	YES
05. CAR SPACE	P.C.	1 SPACE PER 100m² OF GROSS FLOOR AREA CAR SPACE REQUIRED = 09	CAR SPACE PROPOSED = 17	YES

Parking Schedule...

Mark	Count
------	-------

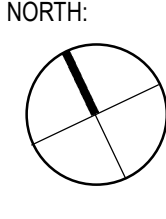
LOT 4003	17
Grand total:	17

LOT 4003

RVT Link: File	Name	Area	Level
LOT 4003	WAREHOUSE	461.0 m²	GROUND LEVEL
LOT 4003	Office/Administration	173.3 m²	GROUND LEVEL
LOT 4003	OFFICE	169.8 m²	LEVEL 1
LOT 4003: 3		804.1 m²	
Grand total: 3		804.1 m²	

REV	DATE	DESCRIPTION	BY
A	03/2022	ISSUE FOR DEVELOPMENT APPLICATION	

GENERAL NOTES:
THIS DRAWING IS THE EXCLUSIVE PROPERTY OF THE DEVELOPER & THE REPRODUCTION OF ANY PART WITHOUT THE PRIOR WRITTEN CONSENT OF THE DEVELOPER IS A VIOLATION OF APPLICABLE LAWS. IN NO EVENT SHALL THE DEVELOPER BE HELD LIABLE FOR SPECIAL, COLLATERAL, INCIDENTAL OR CONSEQUENTIAL LIABILITY IN CONNECTION WITH THE USE OF THIS DIGITAL DATA ONCE RELEASED FROM THE DEVELOPER'S OFFICE. THIS DRAWING IS TO BE READ & UNDERSTOOD IN CONJUNCTION WITH THE STRUCTURAL, MECHANICAL, ELECTRICAL & / OR ANY OTHER CONSULTANT'S DOCUMENTATION AS MAY BE APPLICABLE TO THE PROJECT PRIOR TO THE START OF ANY WORKS AND FOR ITS DURATION.



02 9636 2465 | 02 9688 4762 | www.bathla.com.au
The Bathla Group
137 Gilba Road, Girraween NSW 2145
PO Box 270, Westworthville NSW 2145
Connect with us
Building dreams together

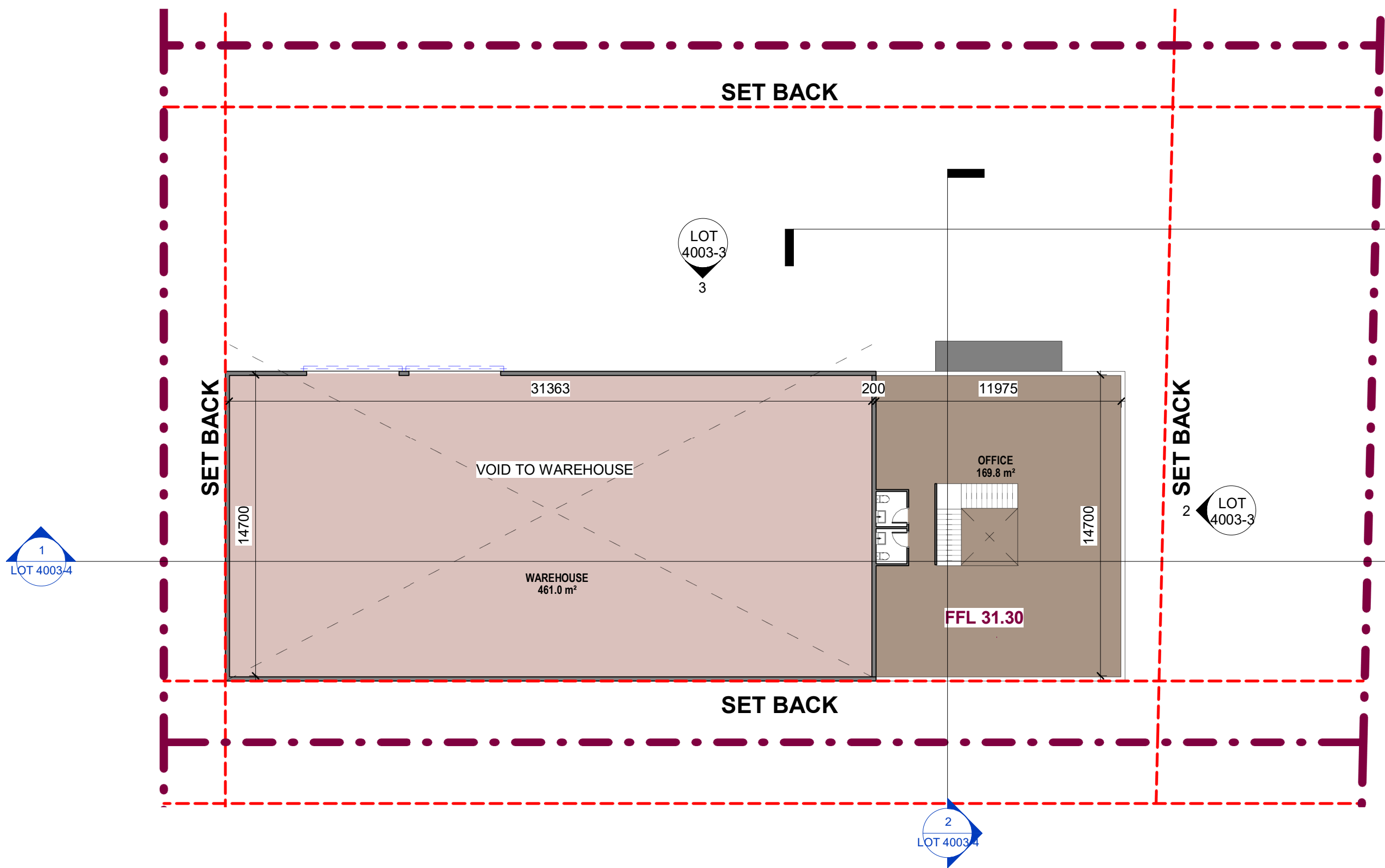
PROJECT:
16
Chapman St Werrington NSW 2747

LOT NUMBER:
4003

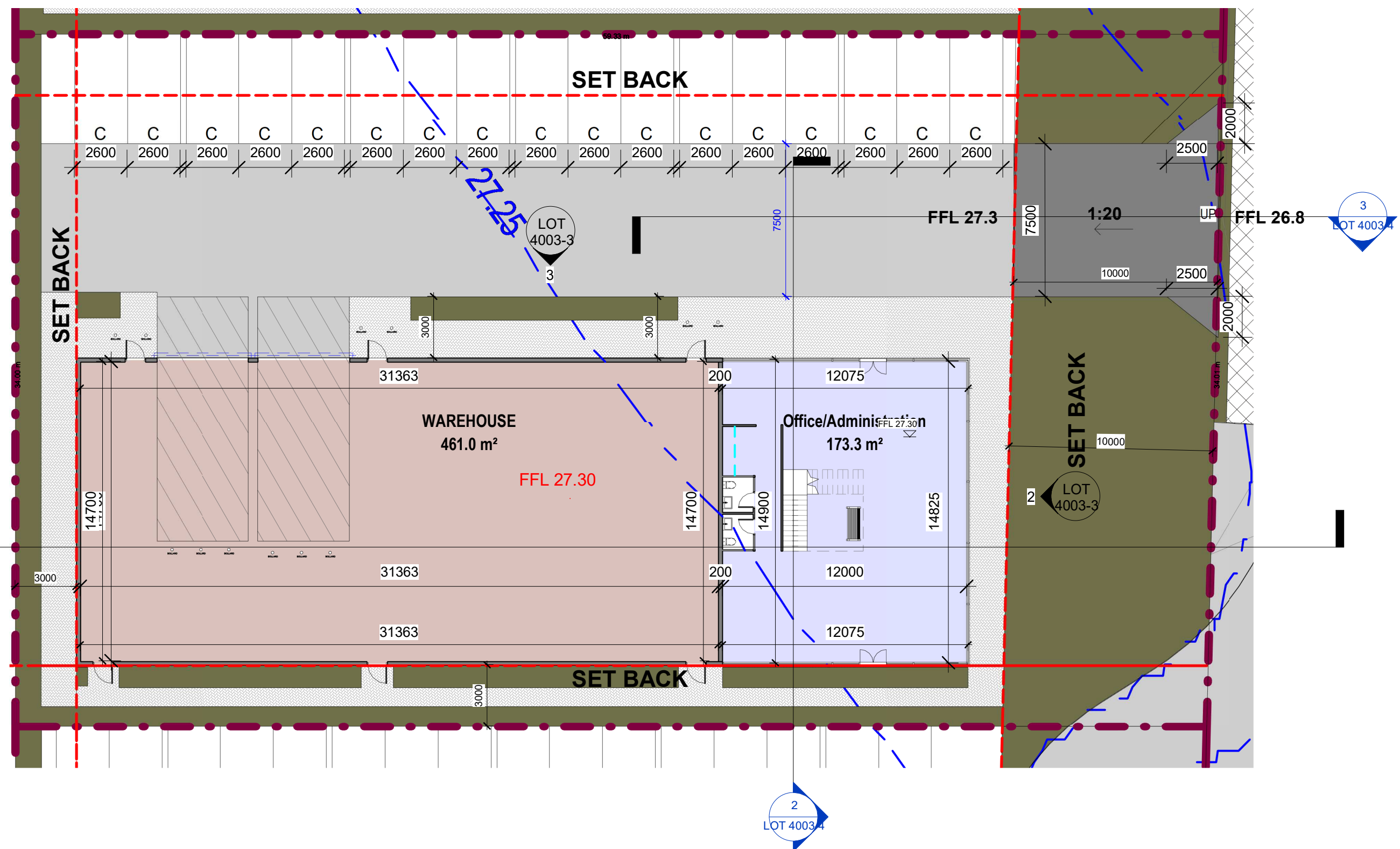
DRAWING TITLE:
SITE PLAN

PROJECT No.	DATE: FEB 2022	DRAWING No.	REV: A
DRAWN BY: Author	SCALE: As indicated	LOT 4003-1	ISSUED BY:

C:\Users\fan\Documents\Chapman St Werrington - Central_fan\7KQ36.rvt

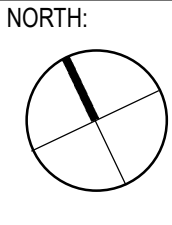


2 FIRST FLOOR PLAN (LOT 4003)
1 : 200



1 GROUND FLOOR (LOT 4003)
1 : 200

GENERAL NOTES:			
THIS DRAWING IS THE EXCLUSIVE PROPERTY OF THE DEVELOPER & THE REPRODUCTION OF ANY PART WITHOUT THE PRIOR WRITTEN CONSENT OF THE DEVELOPER IS A VIOLATION OF APPLICABLE LAWS. IN NO EVENT SHALL THE DEVELOPER BE HELD LIABLE FOR SPECIAL, COLLATERAL, INCIDENTAL OR CONSEQUENTIAL LIABILITY IN CONNECTION WITH THE USE OF THIS DIGITAL DATA ONCE RELEASED FROM THE DEVELOPER'S OFFICE. THIS DRAWING IS TO BE READ & UNDERSTOOD IN CONJUNCTION WITH THE STRUCTURAL, MECHANICAL, ELECTRICAL & / OR ANY OTHER CONSULTANT'S DOCUMENTATION AS MAY BE APPLICABLE TO THE PROJECT PRIOR TO THE START OF ANY WORKS AND FOR ITS DURATION.			
REV	DATE	DESCRIPTION	BY
A	03/2022	ISSUE FOR DEVELOPMENT APPLICATION	



02 9636 2465 | 02 9688 4762 | www.bathla.com.au

The Bathla Group

137 Gilba Road, Girraween NSW 2145
PO Box 270, Wentworthville NSW 2145

Connect with us

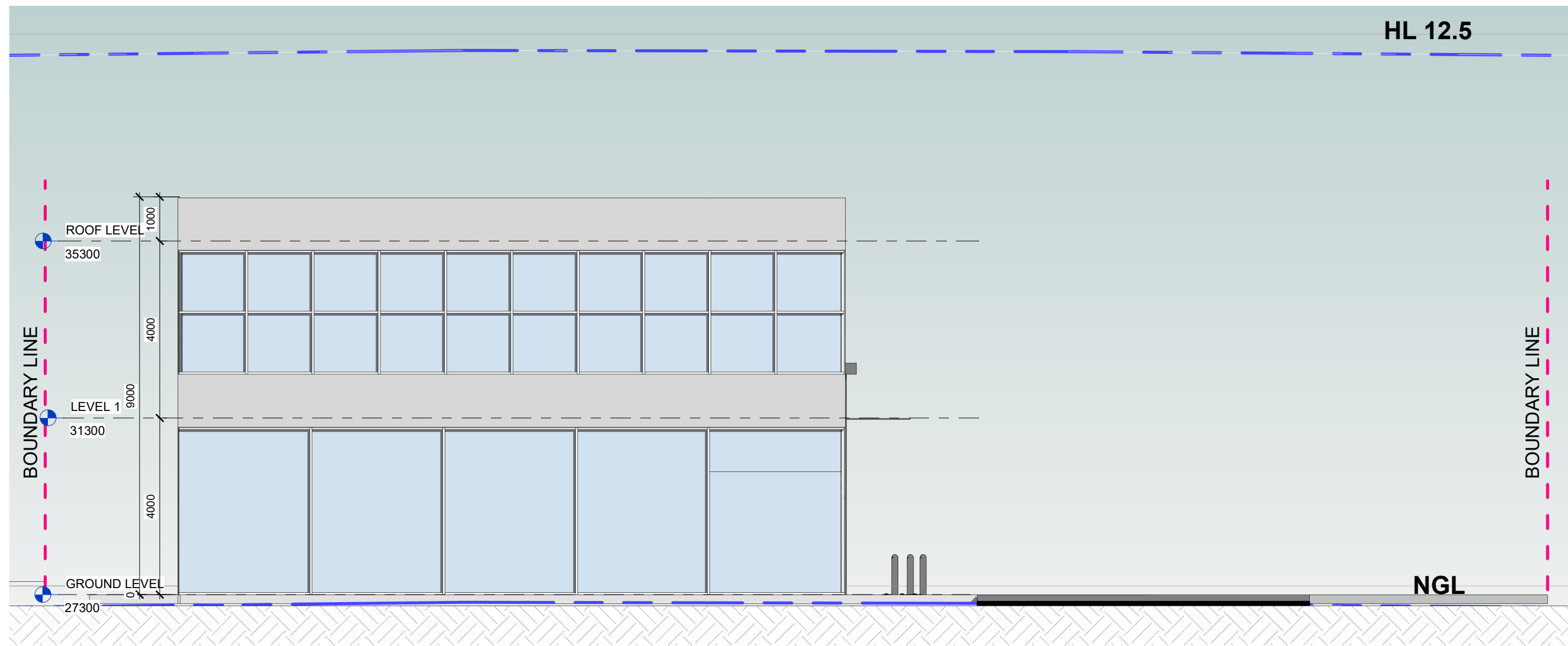
“Building dreams together.”

PROJECT:
16
Chapman St Werrington NSW 2747

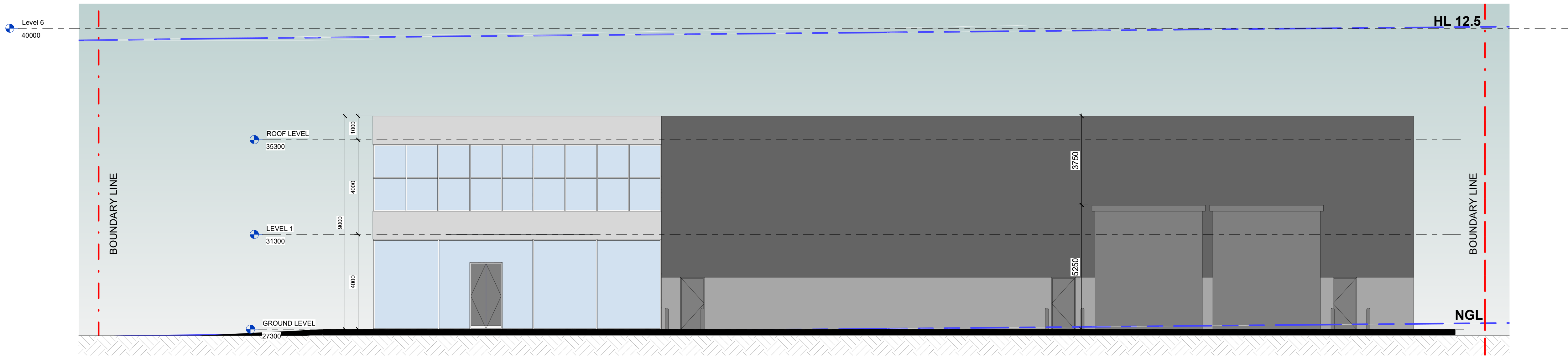
LOT NUMBER:
4003

DRAWING TITLE:
PLANS

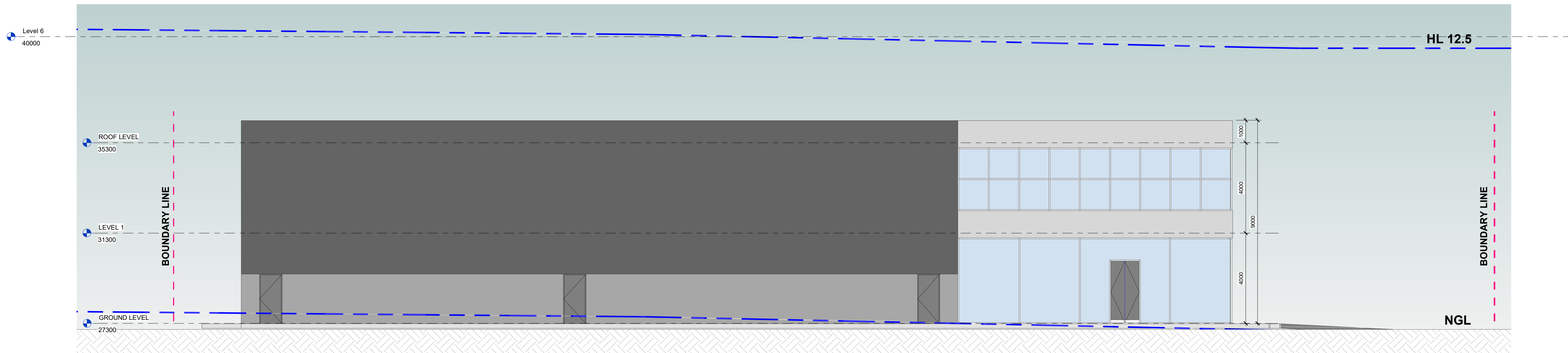
DA ISSUE			
PROJECT No.	DATE: FEB 2022	DRAWING No:	REV: A
DRAWN BY: Author	SCALE: 1 : 200	LOT 4003-2	ISSUED BY:
C:\Users\fan\Documents\Chapman St Werrington - Central_fan\7KQ36.rvt			



2 East Elevation
1 : 100

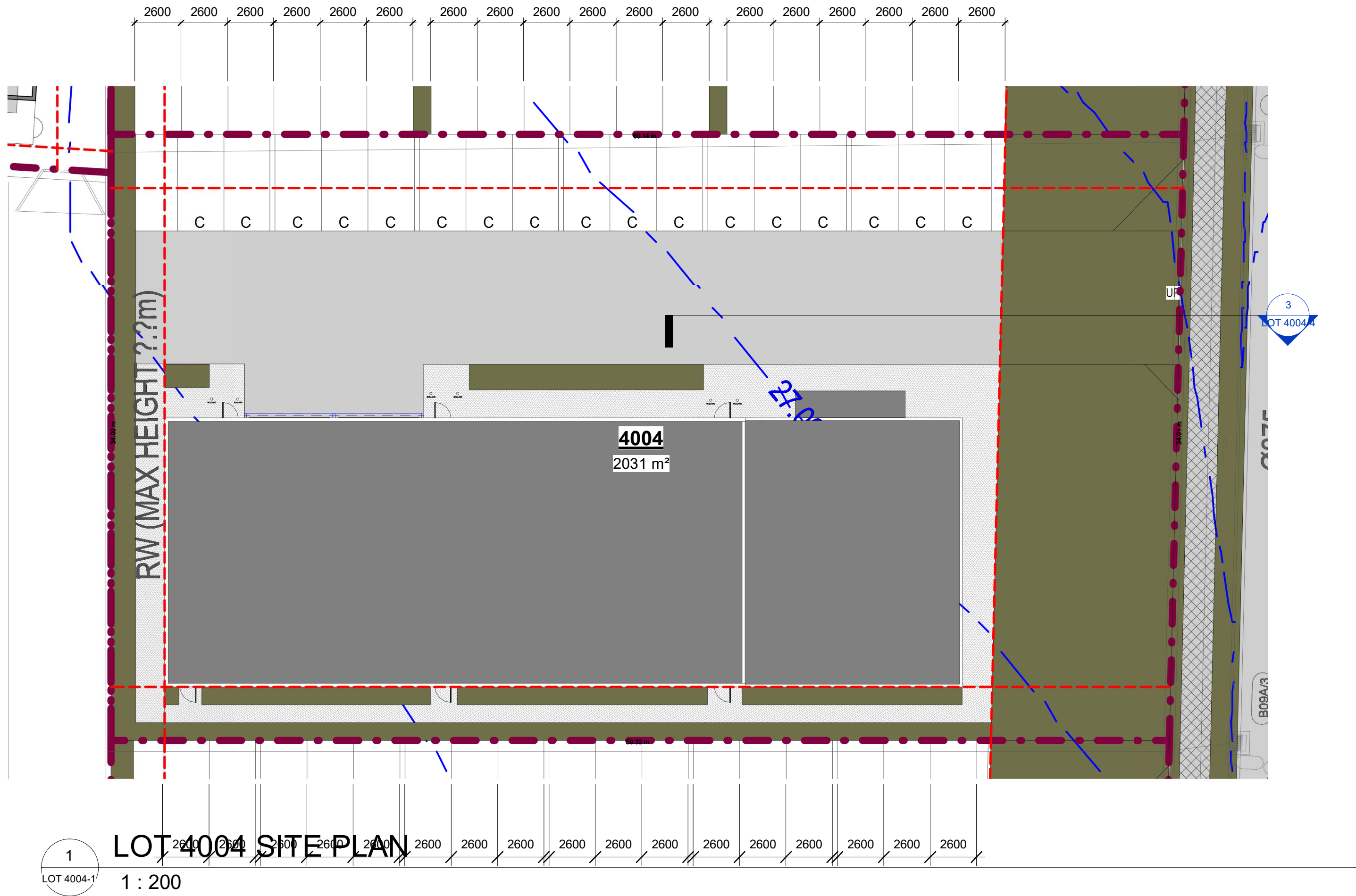
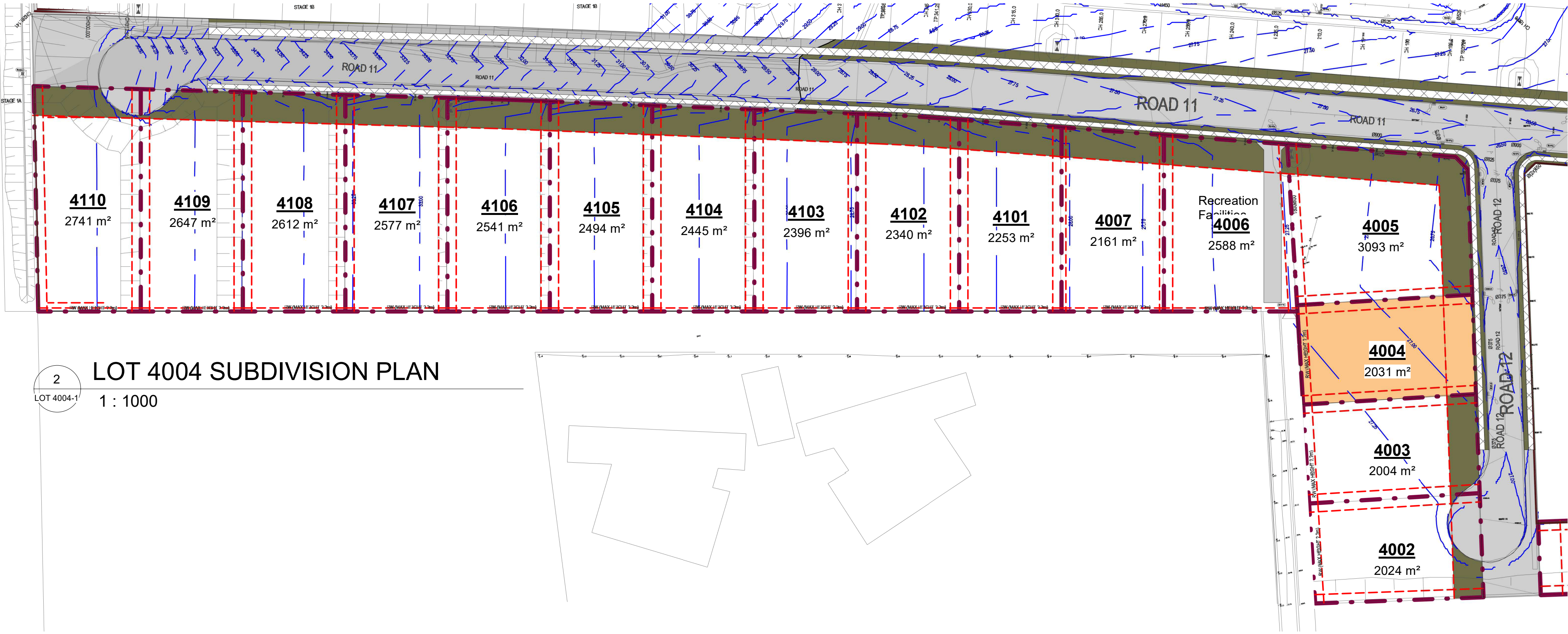


3 North Elevation
1 : 100



1 South Elevation
1 : 100

				GENERAL NOTES:		NORTH:	PROJECT:		LOT NUMBER:	DRAWING TITLE:	DA ISSUE								
				THIS DRAWING IS THE EXCLUSIVE PROPERTY OF THE DEVELOPER & THE REPRODUCTION OF ANY PART WITHOUT THE PRIOR WRITTEN CONSENT OF THE DEVELOPER IS A VIOLATION OF APPLICABLE LAWS. IN NO EVENT SHALL THE DEVELOPER BE HELD LIABLE FOR SPECIAL, COLLATERAL, INCIDENTAL OR CONSEQUENTIAL LIABILITY IN CONNECTION WITH THE USE OF THIS DIGITAL DATA ONCE RELEASED FROM THE DEVELOPER'S OFFICE. THIS DRAWING IS TO BE READ & UNDERSTOOD IN CONJUNCTION WITH THE STRUCTURAL, MECHANICAL, ELECTRICAL & / OR ANY OTHER CONSULTANT'S DOCUMENTATION AS MAY BE APPLICABLE TO THE PROJECT PRIOR TO THE START OF ANY WORKS AND FOR ITS DURATION.			16					ELEVATIONS	PROJECT No.	DATE	DRAWING No.	REV.			
							Chapman St Werrington NSW 2747						Author	FEB 2022	LOT 4003-3	A			
													C:\Users\farid\Documents\Chapman St Werrington - Central_fari\7KQ36.rvt						



DEVELOPMENT SUMMARY

LOT 4004	Required BY: P.C. (Planning Control) A.D.G. (Apartment Design Guide)	REQUIREMENT	PROPOSED	COMPLIES
01. SITE AREA	-	-	(SITE AREA) 2031m²	N/A
02. ZONE	P.C.	IN2	IN2	YES
03. BUILDING HEIGHT	P.C.	MAX 12.5m	9m	YES
04. NUMBER OF UNIT	P.C.		WAREHOUSE=1 OFFICE/ADMINISTRATION=1 OFFICE=1	YES
05. CAR SPACE	P.C.	1 SPACE PER 100m² OF GROSS FLOOR AREA CAR SPACE REQUIRED = 09	CAR SPACE PROPOSED = 17	YES

Parking Schedule...

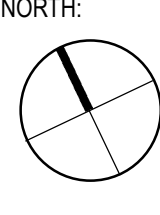
Mark	Count
LOT 4004	17
Grand total:	17

LOT 4004

RVT Link: File Name	Name	Area	Level
LOT 4004	WAREHOUSE	473.0 m²	Ground Floor
LOT 4004	Office/Administration	173.3 m²	Ground Floor
LOT 4004	OFFICE	176.0 m²	Level 1
LOT 4004: 3		822.3 m²	
Grand total: 3		822.3 m²	

REV	DATE	DESCRIPTION	BY
A	03/2022	ISSUE FOR DEVELOPMENT APPLICATION	

GENERAL NOTES:
THIS DRAWING IS THE EXCLUSIVE PROPERTY OF THE DEVELOPER & THE REPRODUCTION OF ANY PART WITHOUT THE PRIOR WRITTEN CONSENT OF THE DEVELOPER IS A VIOLATION OF APPLICABLE LAWS. IN NO EVENT SHALL THE DEVELOPER BE HELD LIABLE FOR SPECIAL, COLLATERAL, INCIDENTAL OR CONSEQUENTIAL LIABILITY IN CONNECTION WITH THE USE OF THIS DIGITAL DATA ONCE RELEASED FROM THE DEVELOPER'S OFFICE. THIS DRAWING IS TO BE READ & UNDERSTOOD IN CONJUNCTION WITH THE STRUCTURAL, MECHANICAL, ELECTRICAL & / OR ANY OTHER CONSULTANT'S DOCUMENTATION AS MAY BE APPLICABLE TO THE PROJECT PRIOR TO THE START OF ANY WORKS AND FOR ITS DURATION.



02 9636 2465 | 02 9688 4762 | www.bathla.com.au
The Bathla Group
137 Gilba Road, Girraween NSW 2145
PO Box 270, Westworthville NSW 2145
Connect with us
Building dreams together

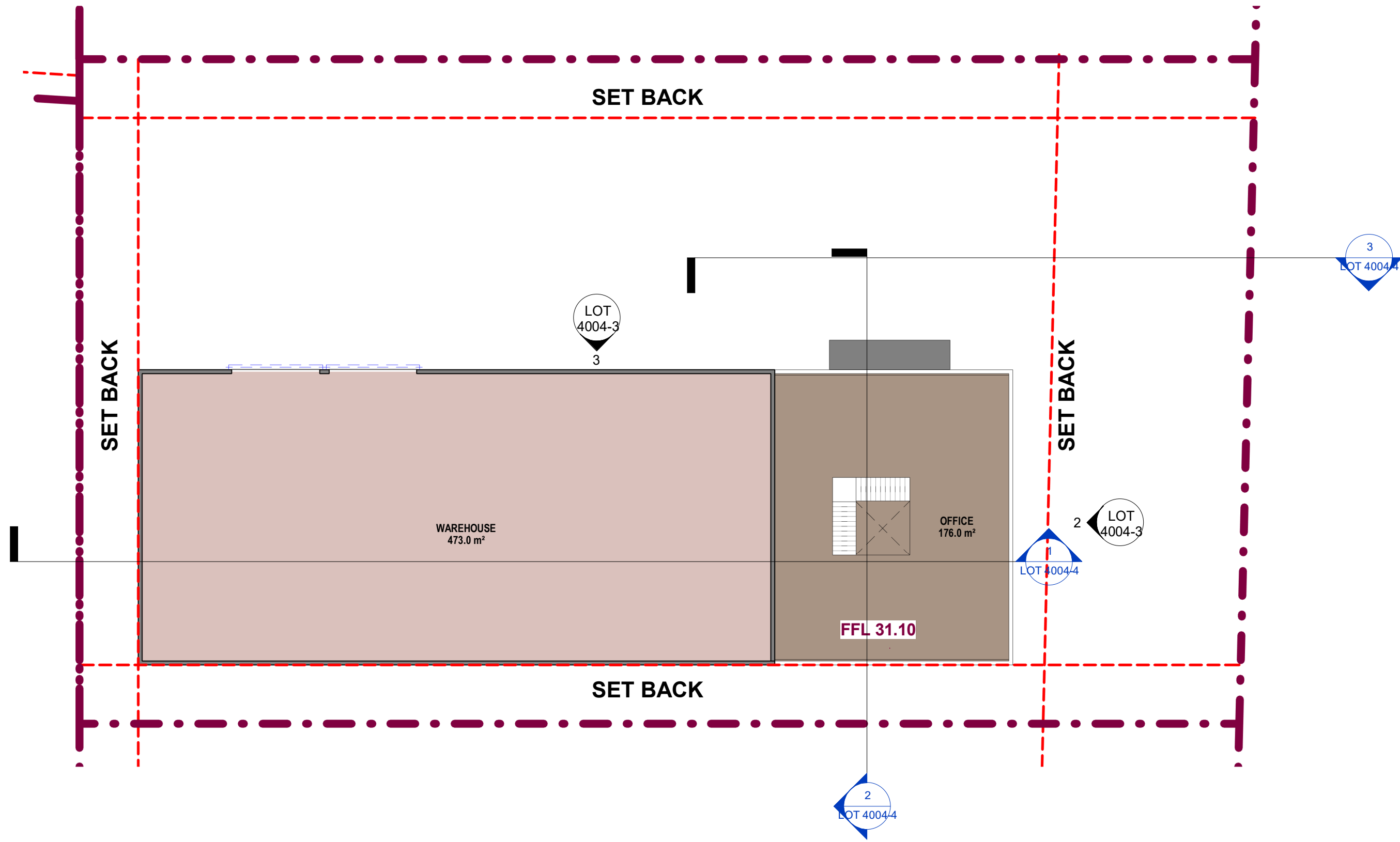
PROJECT:
16
Chapman St Werrington NSW 2747

LOT NUMBER:
4004

DRAWING TITLE:

SITE PLAN

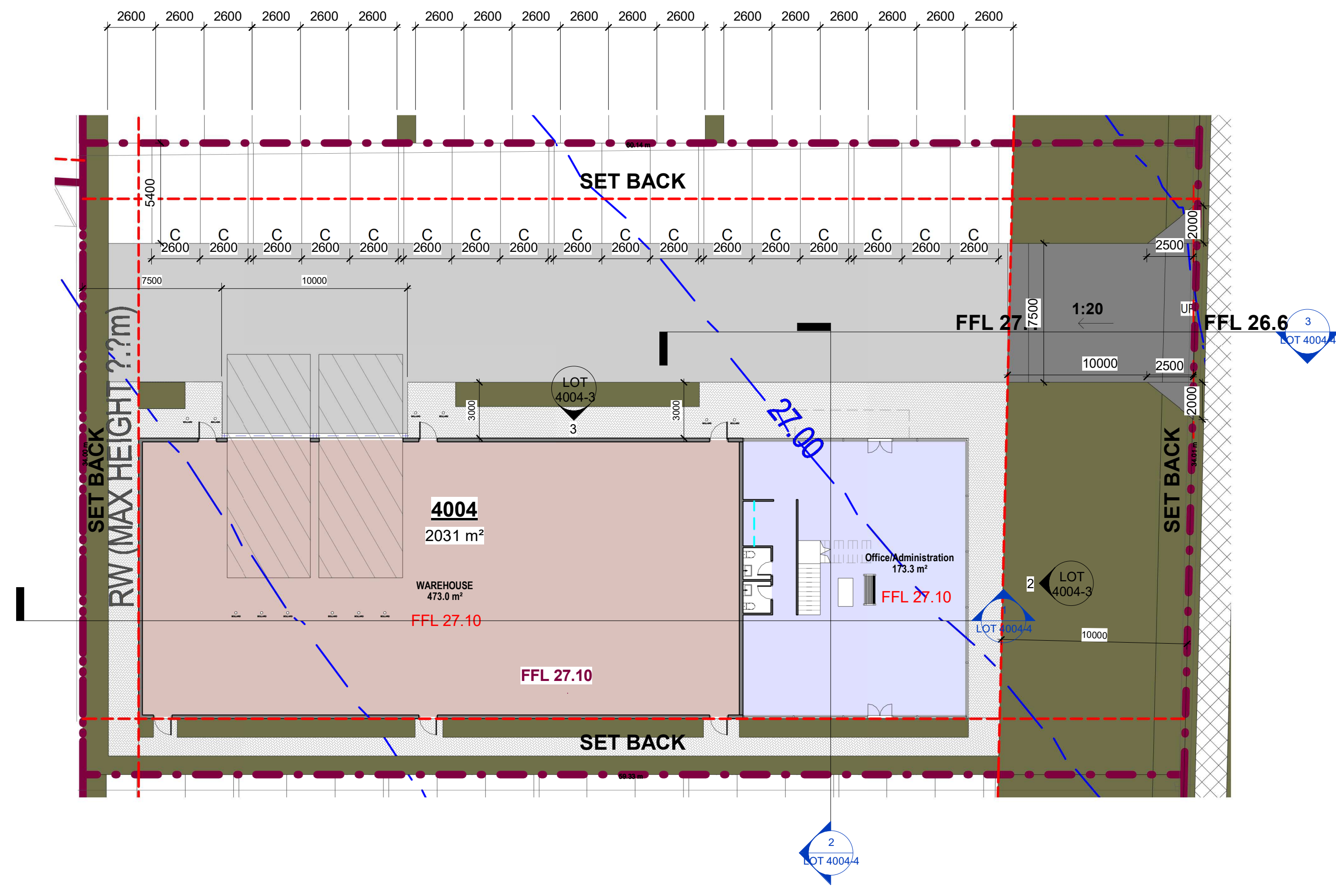
PROJECT No.	DATE: FEB 2022	DRAWING No:	REV: A
DRAWN BY: Author	SCALE: As indicated	LOT 4004-1	ISSUED BY:
C:\Users\fan\Documents\Chapman St Werrington - Central_fan\7KQ36.rvt			



2
LOT 4004-2

FIRST FLOOR PLAN (LOT 4004)

1 : 200

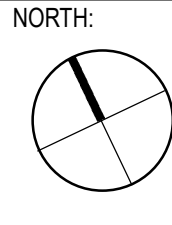


1
LOT 4004-2

GROUND FLOOR PLAN (LOT 4004)

1 : 200

GENERAL NOTES:			
THIS DRAWING IS THE EXCLUSIVE PROPERTY OF THE DEVELOPER & THE REPRODUCTION OF ANY PART WITHOUT THE PRIOR WRITTEN CONSENT OF THE DEVELOPER IS A VIOLATION OF APPLICABLE LAWS. IN NO EVENT SHALL THE DEVELOPER BE HELD LIABLE FOR SPECIAL, COLLATERAL, INCIDENTAL OR CONSEQUENTIAL LIABILITY IN CONNECTION WITH THE USE OF THIS DIGITAL DATA ONCE RELEASED FROM THE DEVELOPER'S OFFICE. THIS DRAWING IS TO BE READ & UNDERSTOOD IN CONJUNCTION WITH THE STRUCTURAL, MECHANICAL, ELECTRICAL & / OR ANY OTHER CONSULTANT'S DOCUMENTATION AS MAY BE APPLICABLE TO THE PROJECT PRIOR TO THE START OF ANY WORKS AND FOR ITS DURATION.			
A	03/2022	ISSUE FOR DEVELOPMENT APPLICATION	
REV	DATE	DESCRIPTION	BY



02 9636 2465 | 02 9688 4762 | www.bathla.com.au

The Bathla Group

137 Gilba Road, Girraween NSW 2145
PO Box 270, Westworthville NSW 2145

Connect with us

“Building dreams together.”

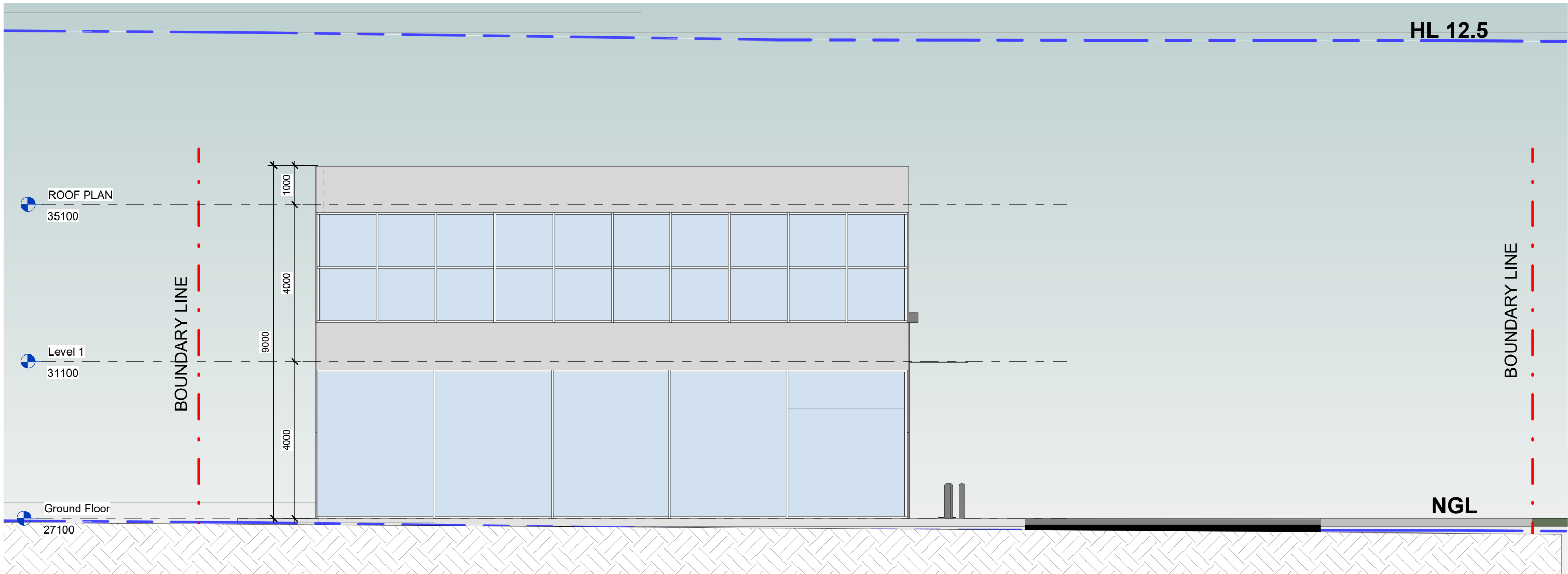
PROJECT:
16
Chapman St Werrington NSW 2747

LOT NUMBER:
4004

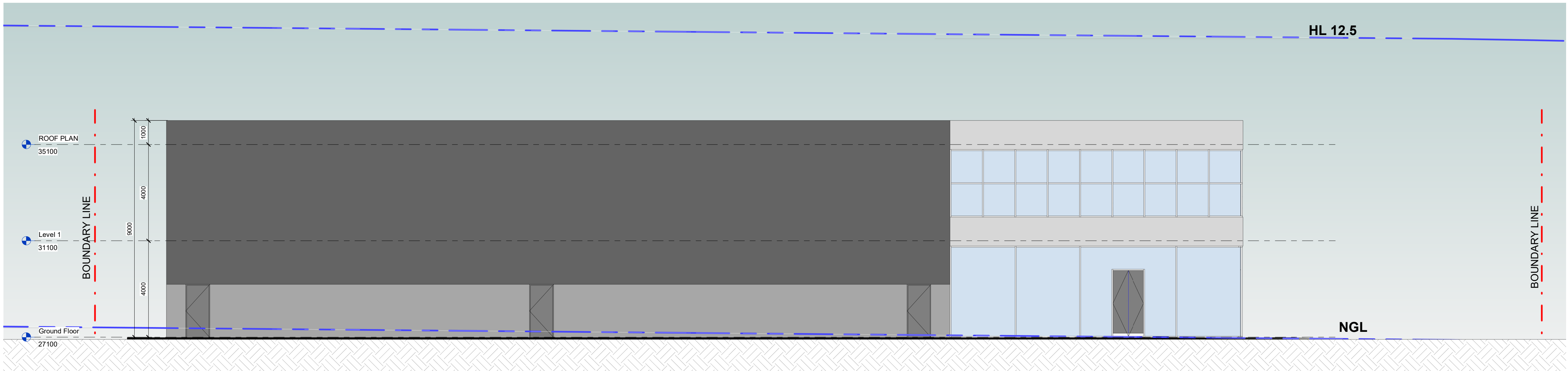
DRAWING TITLE:
PLANS

DA ISSUE			
PROJECT No.	DATE	DRAWING No.	REV.
-	FEB 2022	LOT 4004-2	A
DRAWN BY:	SCALE:	ISSUED BY:	
Author	1 : 200		

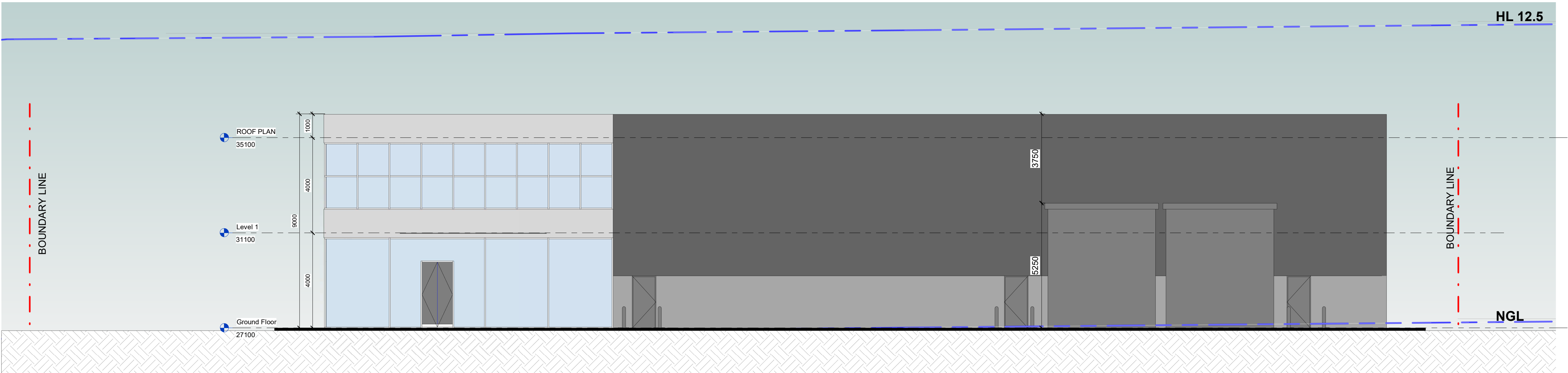
C:\Users\fan\Documents\Chapman St Werrington - Central_fan\7KQ36.rvt



2 East Elevation(LOT 4004)
1 : 100



1 South Elevation(LOT 4004)
1 : 100



3 North Elevation(LOT 4004)
1 : 100

GENERAL NOTES:			
THIS DRAWING IS THE EXCLUSIVE PROPERTY OF THE DEVELOPER & THE REPRODUCTION OF ANY PART WITHOUT THE PRIOR WRITTEN CONSENT OF THE DEVELOPER IS A VIOLATION OF APPLICABLE LAWS. IN NO EVENT SHALL THE DEVELOPER BE HELD LIABLE FOR SPECIAL, COLLATERAL, INCIDENTAL OR CONSEQUENTIAL LIABILITY IN CONNECTION WITH THE USE OF THIS DIGITAL DATA ONCE RELEASED FROM THE DEVELOPER'S OFFICE. THIS DRAWING IS TO BE READ & UNDERSTOOD IN CONJUNCTION WITH THE STRUCTURAL, MECHANICAL, ELECTRICAL & / OR ANY OTHER CONSULTANT'S DOCUMENTATION AS MAY BE APPLICABLE TO THE PROJECT PRIOR TO THE START OF ANY WORKS AND FOR ITS DURATION.			
REV	DATE	DESCRIPTION	BY
A	03/2022	ISSUE FOR DEVELOPMENT APPLICATION	

NORTH:



PROJECT:
16
Chapman St Werrington NSW 2747

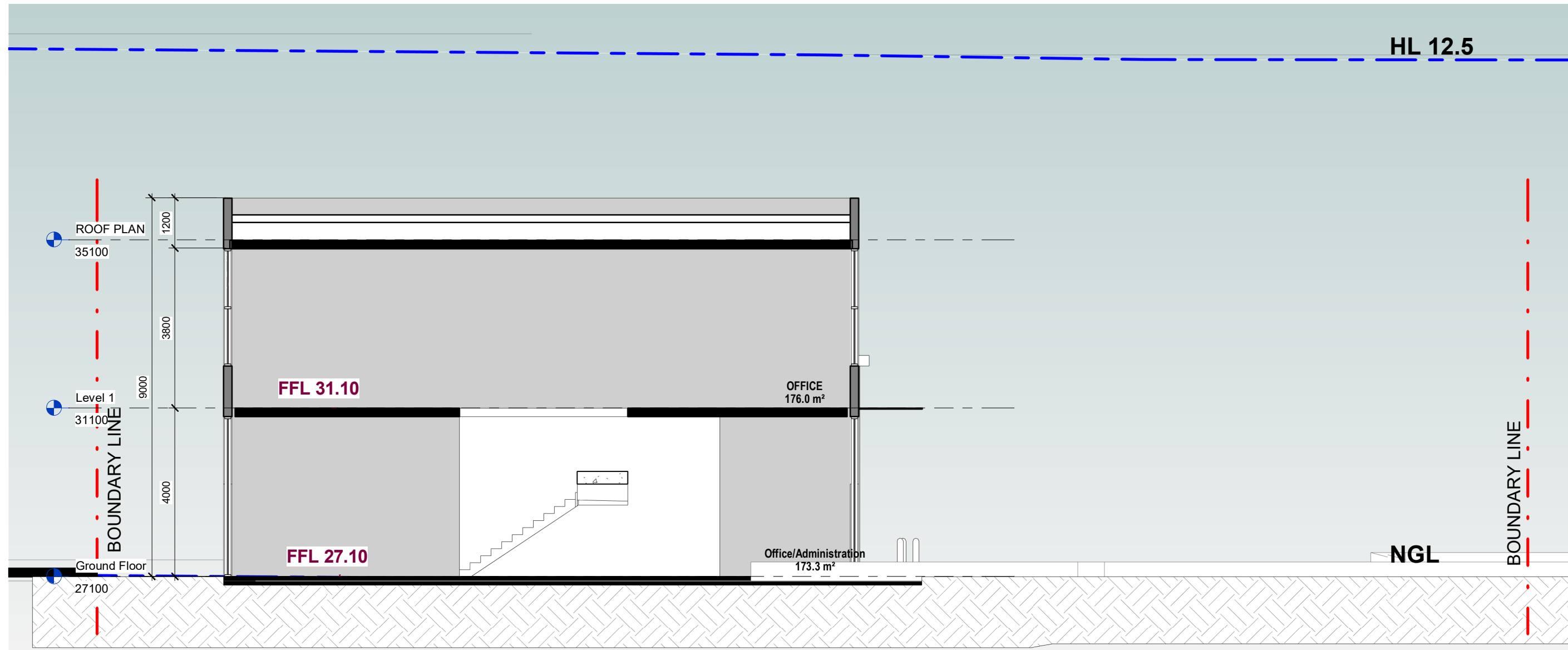
LOT NUMBER:
4004

DRAWING TITLE:

ELEVATIONS

PROJECT No.		DATE		DRAWING No.		REV.	
		FEB 2022		LOT 4004-3		A	
DRAWN BY:		SCALE:		ISSUED BY:			
Author		1 : 100					

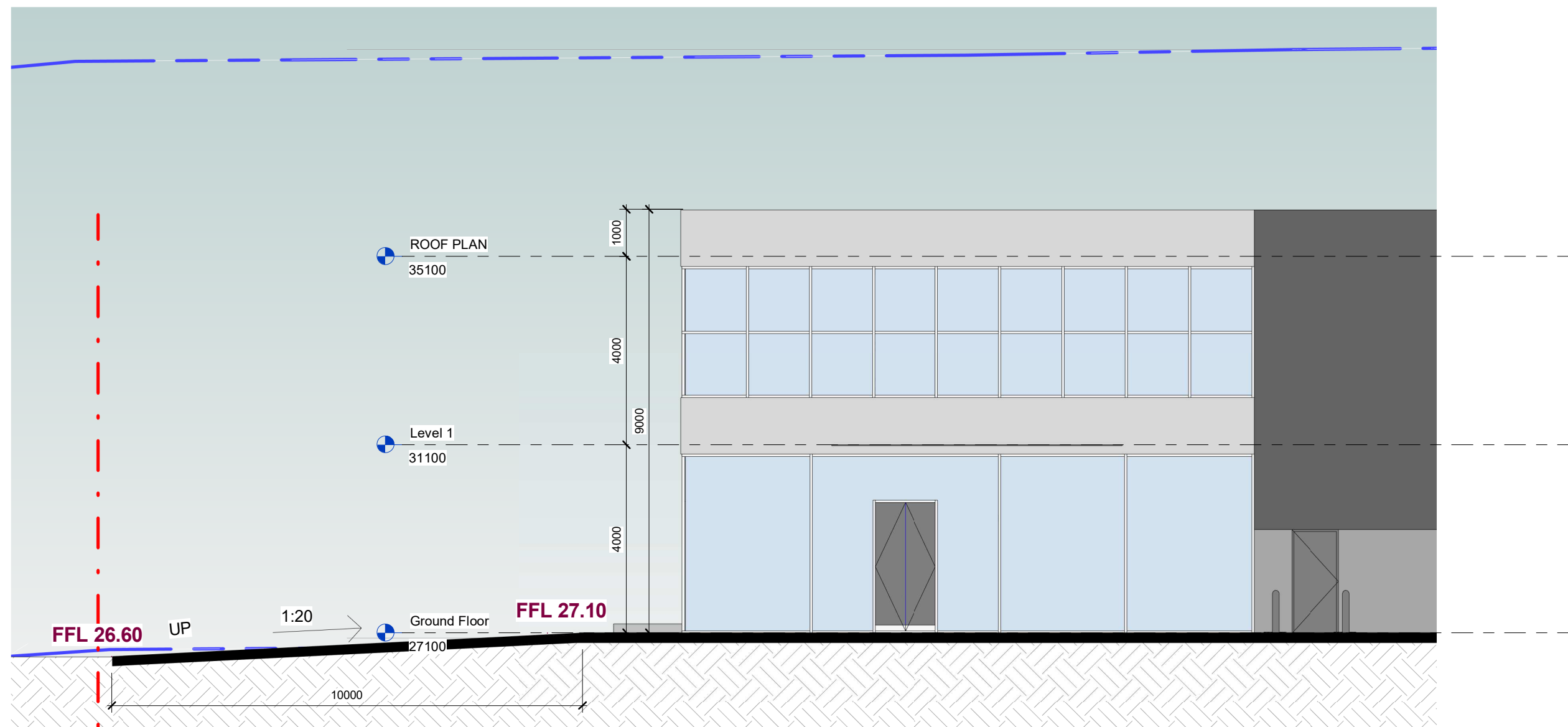
C:\Users\farid\Documents\Chapman St Werrington - Central_fari\7KQ36.rvt



2
LOT 4004-4

Section A(4004)

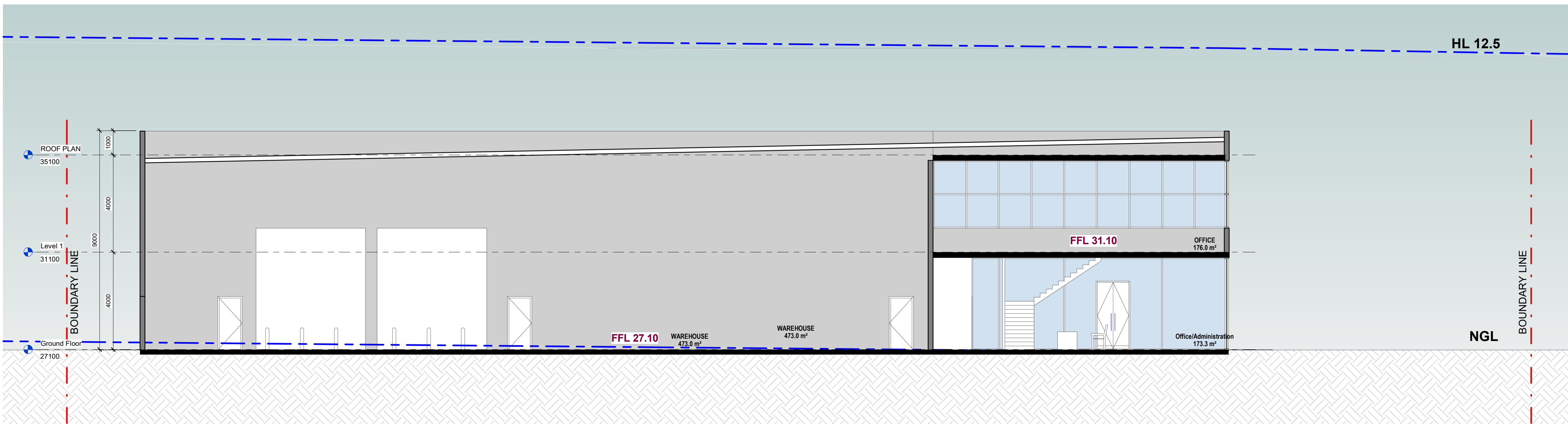
1 : 100



3
LOT 4004-4

Section C(LOT 4004)

1 : 100



1
LOT 4004-4

Section B (4004)

1 : 100

REV	DATE	DESCRIPTION	BY
A	03/2022	ISSUE FOR DEVELOPMENT APPLICATION	

GENERAL NOTES:
THIS DRAWING IS THE EXCLUSIVE PROPERTY OF THE DEVELOPER & THE REPRODUCTION OF ANY PART WITHOUT THE PRIOR WRITTEN CONSENT OF THE DEVELOPER IS A VIOLATION OF APPLICABLE LAWS. IN NO EVENT SHALL THE DEVELOPER BE HELD LIABLE FOR SPECIAL, COLLATERAL, INCIDENTAL OR CONSEQUENTIAL LIABILITY IN CONNECTION WITH THE USE OF THIS DIGITAL DATA ONCE RELEASED FROM THE DEVELOPER'S OFFICE. THIS DRAWING IS TO BE READ & UNDERSTOOD IN CONJUNCTION WITH THE STRUCTURAL, MECHANICAL, ELECTRICAL & / OR ANY OTHER CONSULTANT'S DOCUMENTATION AS MAY BE APPLICABLE TO THE PROJECT PRIOR TO THE START OF ANY WORKS AND FOR ITS DURATION.

NORTH:



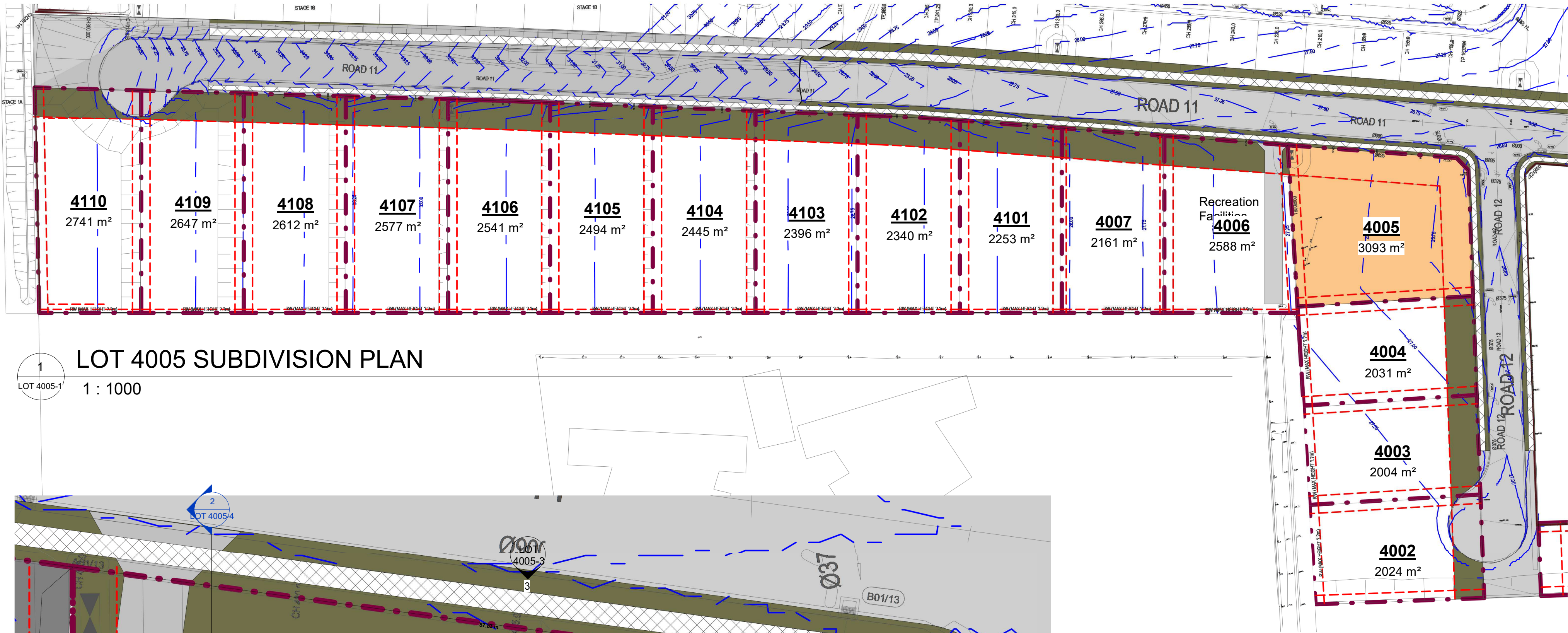
PROJECT:
16
Chapman St Werrington NSW 2747

LOT NUMBER:
4004

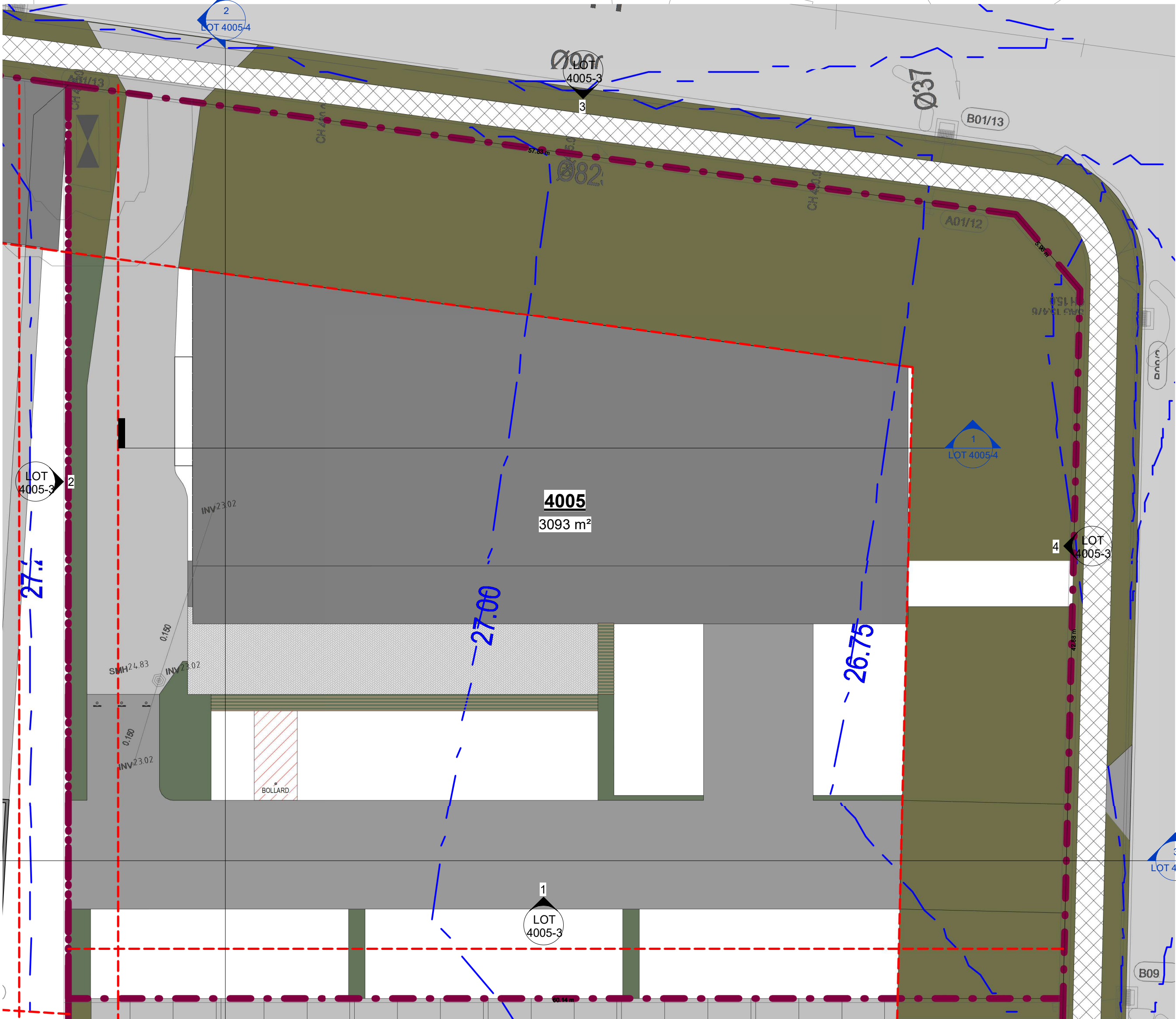
DRAWING TITLE:
SECTIONS

DA ISSUE			
PROJECT No.	DATE	DRAWING No.	REV.
-	FEB 2022	LOT 4004-4	A
DRAWN BY:	SCALE:	ISSUED BY:	
Author	1 : 100		

C:\Users\fan\Documents\Chapman St Werrington - Central_fan\7KQ36.rvt



1
LOT 4005-1
LOT 4005 SUBDIVISION PLAN
1 : 1000



2
LOT 4005-1
SITE PLAN 4005
1 : 200

DEVELOPMENT SUMMARY

LOT 4005	Required BY: P.C. (Planning Control) A.D.G. (Apartment Design Guide)	REQUIREMENT	PROPOSED	COMPLIES
01. SITE AREA	-	-	(SITE AREA) 3093m ²	N/A
02. ZONE	P.C.	IN2	IN2	YES
03. BUILDING HEIGHT	P.C.	MAX 12.5m	10.4 m	YES
04. NUMBER OF UNIT	P.C.		SHOP=10	YES
05. CAR SPACE	P.C.	1 SPACE PER 30m ² OF GROSS FLOOR AREA CAR SPACE REQUIRED = 33	CAR SPACE PROPOSED = 34	YES

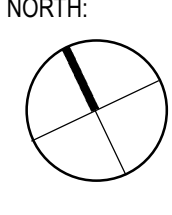
Parking Schedule...

Mark	Count
------	-------

LOT 4005	34
Grand total:	34

LOT 4005			
RVT Link: File Name	Name	Area	Level
LOT 4005	shop	Not Placed	Not Placed
LOT 4005	shop	Not Placed	Not Placed
LOT 4005	shop	Not Placed	Not Placed
LOT 4005	shop	Not Placed	Not Placed
LOT 4005	ST	Not Placed	Not Placed
LOT 4005	shop	92.8 m ²	Ground Floor
LOT 4005	shop	99.3 m ²	Ground Floor
LOT 4005	Takeaway	86.3 m ²	Ground Floor
LOT 4005	Takeaway	79.8 m ²	Ground Floor
LOT 4005	Takeaway	79.8 m ²	Ground Floor
LOT 4005	Amusement Center	509.1 m ²	Level 1
LOT 4005: 11		947.1 m ²	
Grand total: 11		947.1 m ²	

GENERAL NOTES:			
THIS DRAWING IS THE EXCLUSIVE PROPERTY OF THE DEVELOPER & THE REPRODUCTION OF ANY PART WITHOUT THE PRIOR WRITTEN CONSENT OF THE DEVELOPER IS A VIOLATION OF APPLICABLE LAWS. IN NO EVENT SHALL THE DEVELOPER BE HELD LIABLE FOR SPECIAL, COLLATERAL, INCIDENTAL OR CONSEQUENTIAL LIABILITY IN CONNECTION WITH THE USE OF THIS DIGITAL DATA ONCE RELEASED FROM THE DEVELOPER'S OFFICE. THIS DRAWING IS TO BE READ & UNDERSTOOD IN CONJUNCTION WITH THE STRUCTURAL, MECHANICAL, ELECTRICAL & / OR ANY OTHER CONSULTANT'S DOCUMENTATION AS MAY BE APPLICABLE TO THE PROJECT PRIOR TO THE START OF ANY WORKS AND FOR ITS DURATION.			
REV	DATE	DESCRIPTION	BY
A	03/2022	ISSUE FOR DEVELOPMENT APPLICATION	



02 9636 2465 | 02 9688 4762 | www.bathla.com.au

The Bathla Group

137 Gibba Road, Girraween NSW 2145
PO Box 270, Westworthville NSW 2145

Connect with us

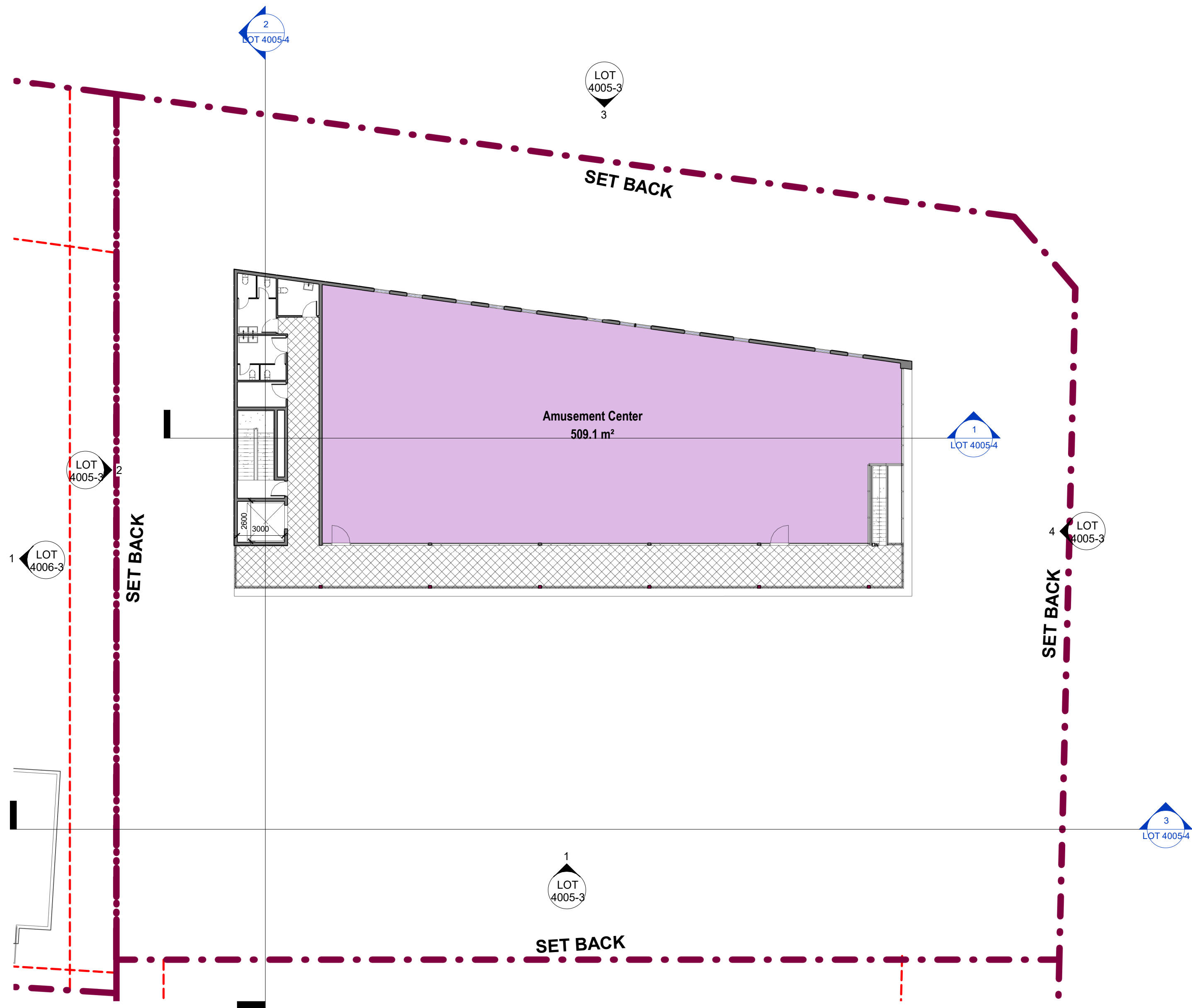
Building dreams together

PROJECT:
16
Chapman St Werrington NSW 2747

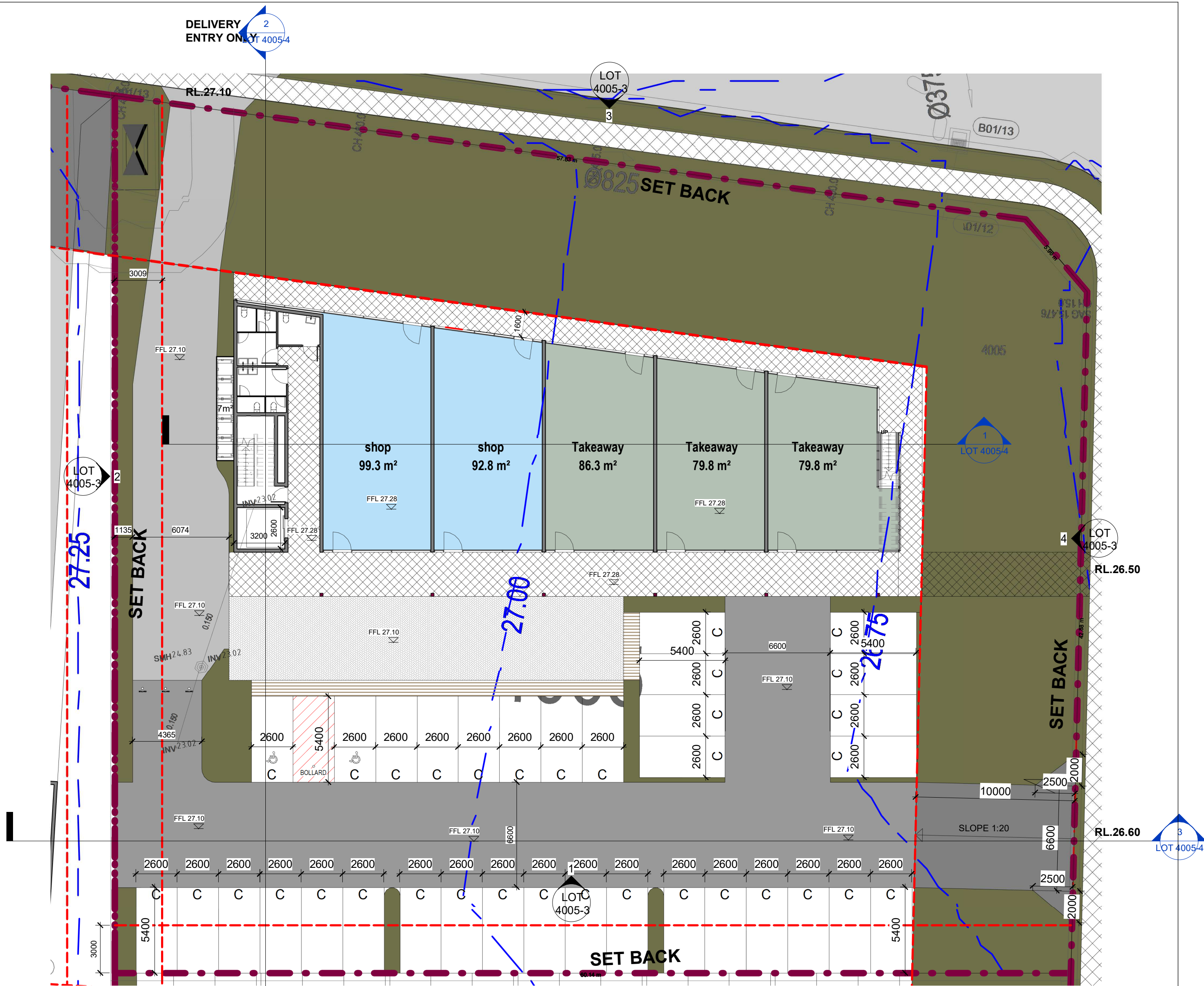
LOT NUMBER:
4005

DRAWING TITLE:
SITE PLAN

DA ISSUE			
PROJECT No.	DATE: FEB 2022	DRAWING No.	REV: A
DRAWN BY: Author	SCALE: As indicated	LOT 4005-1	ISSUED BY:
C:\Users\farid\Documents\Chapman St Werrington - Central_fari\7KQ36.rvt			


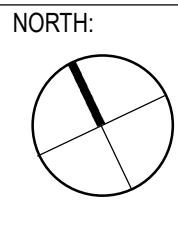


2
LOT 4005-2
1 : 200



1
LOT 4005-2
1 : 200

GENERAL NOTES:			
THIS DRAWING IS THE EXCLUSIVE PROPERTY OF THE DEVELOPER & THE REPRODUCTION OF ANY PART WITHOUT THE PRIOR WRITTEN CONSENT OF THE DEVELOPER IS A VIOLATION OF APPLICABLE LAWS. IN NO EVENT SHALL THE DEVELOPER BE HELD LIABLE FOR SPECIAL, COLLATERAL, INCIDENTAL OR CONSEQUENTIAL LIABILITY IN CONNECTION WITH THE USE OF THIS DIGITAL DATA ONCE RELEASED FROM THE DEVELOPER'S OFFICE. THIS DRAWING IS TO BE READ & UNDERSTOOD IN CONJUNCTION WITH THE STRUCTURAL, MECHANICAL, ELECTRICAL & / OR ANY OTHER CONSULTANT'S DOCUMENTATION AS MAY BE APPLICABLE TO THE PROJECT PRIOR TO THE START OF ANY WORKS AND FOR ITS DURATION.			
REV	DATE	DESCRIPTION	BY
A	03/2022	ISSUE FOR DEVELOPMENT APPLICATION	



PROJECT:
16
Chapman St Werrington NSW 2747

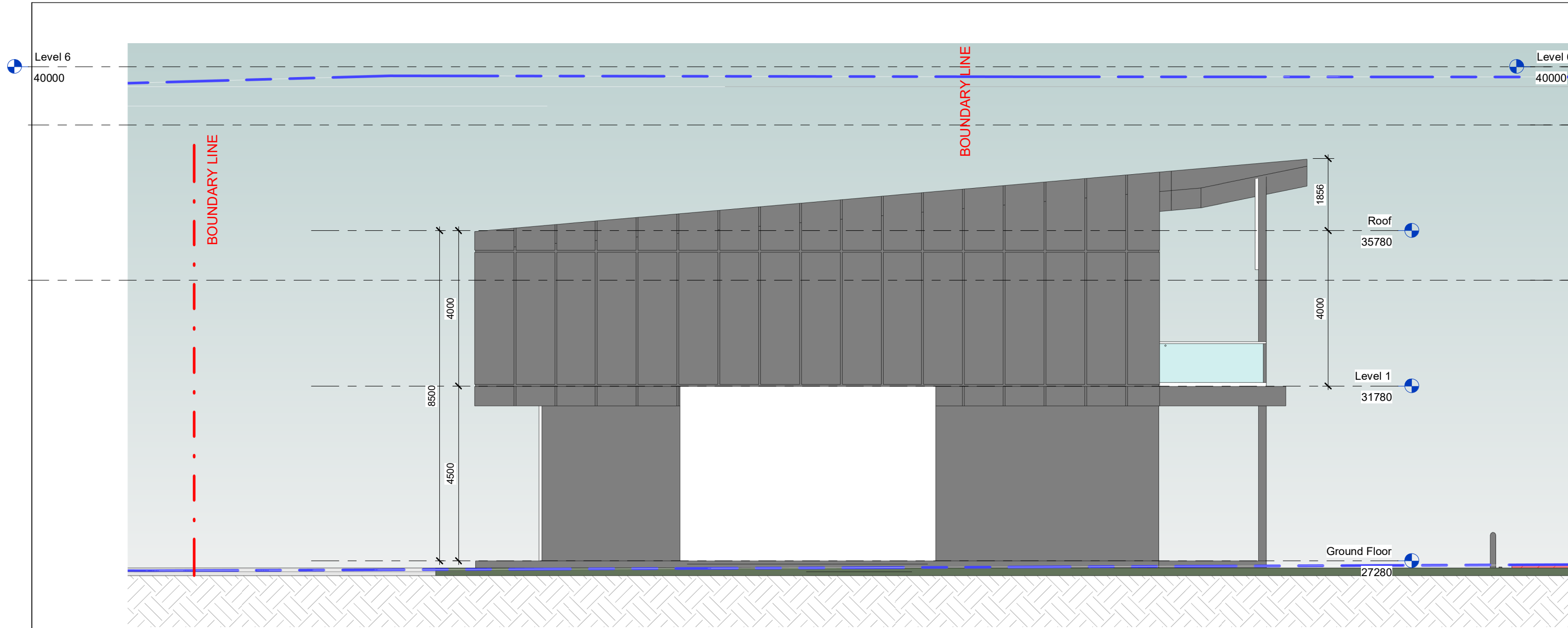
LOT NUMBER:
4005

DRAWING TITLE:

PLANS


PROJECT No.		DATE		DRAWING No.		REV.	
		FEB 2022		LOT 4005-2		A	
DRAWN BY:		SCALE:		ISSUED BY:			
Author		1 : 200					

C:\Users\fan\Documents\Chapman St Werrington - Central_fan\7KQ36.rvt



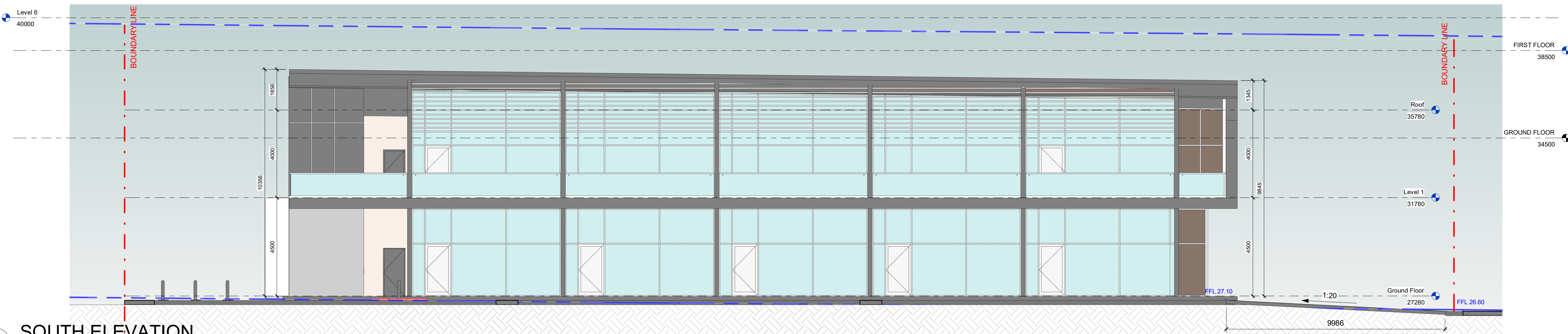
WEST ELEVATION

1 : 100



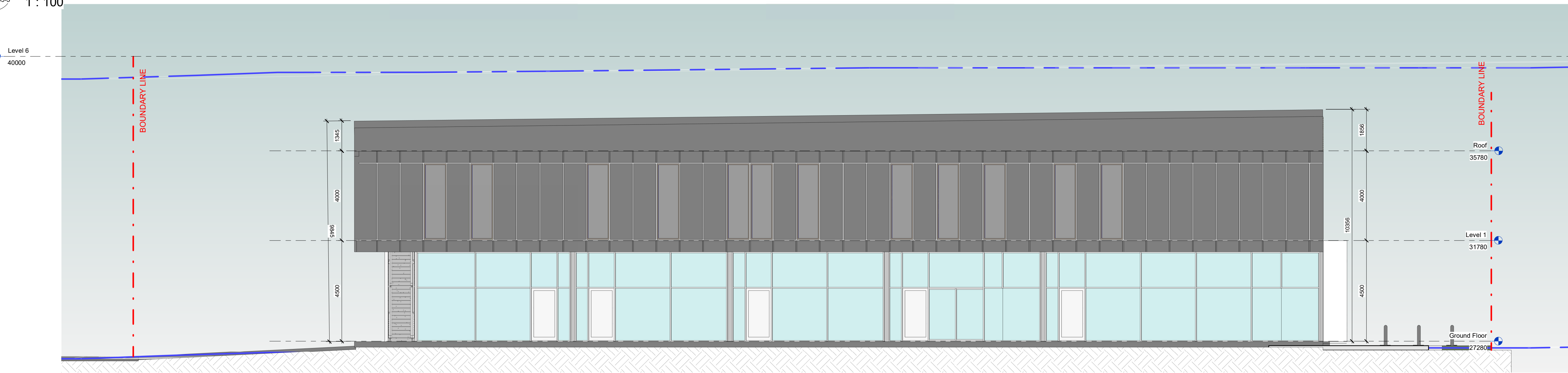
EAST ELEVATION

1 : 100



SOUTH ELEVATION

1 : 100



NORTH ELEVATION

1 : 100

REV	DATE	DESCRIPTION	BY
A	03/2022	ISSUE FOR DEVELOPMENT APPLICATION	

GENERAL NOTES:

THIS DRAWING IS THE EXCLUSIVE PROPERTY OF THE DEVELOPER & THE REPRODUCTION OF ANY PART WITHOUT THE PRIOR WRITTEN CONSENT OF THE DEVELOPER IS A VIOLATION OF APPLICABLE LAWS. IN NO EVENT SHALL THE DEVELOPER BE HELD LIABLE FOR SPECIAL, COLLATERAL, INCIDENTAL OR CONSEQUENTIAL LIABILITY IN CONNECTION WITH THE USE OF THIS DIGITAL DATA ONCE RELEASED FROM THE DEVELOPER'S OFFICE. THIS DRAWING IS TO BE READ & UNDERSTOOD IN CONJUNCTION WITH THE STRUCTURAL, MECHANICAL, ELECTRICAL & / OR ANY OTHER CONSULTANT'S DOCUMENTATION AS MAY BE APPLICABLE TO THE PROJECT PRIOR TO THE START OF ANY WORKS AND FOR ITS DURATION.

NORTH:



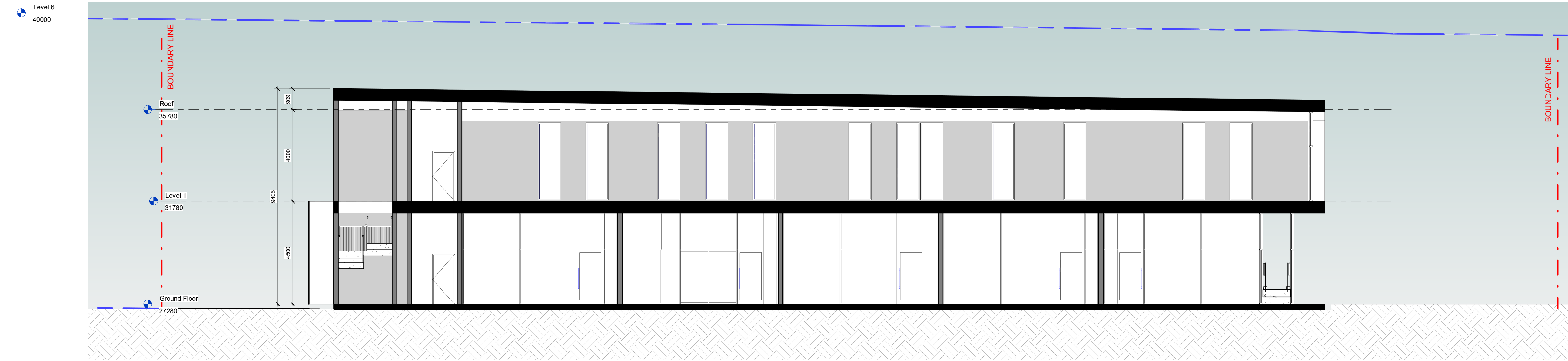
PROJECT:
16
Chapman St Werrington NSW 2747

LOT NUMBER:
4005

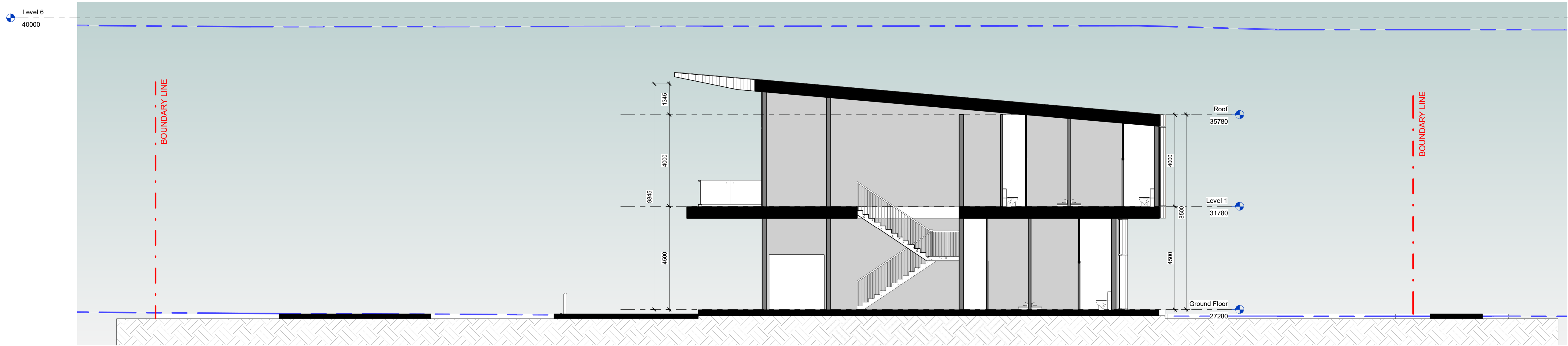
DRAWING TITLE:
ELEVATIONS

PROJECT No.	DATE	DRAWING No.	REV.
	FEB 2022	LOT 4005-3	A
DRAWN BY:	SCALE:	ISSUED BY:	
Author	1 : 100		

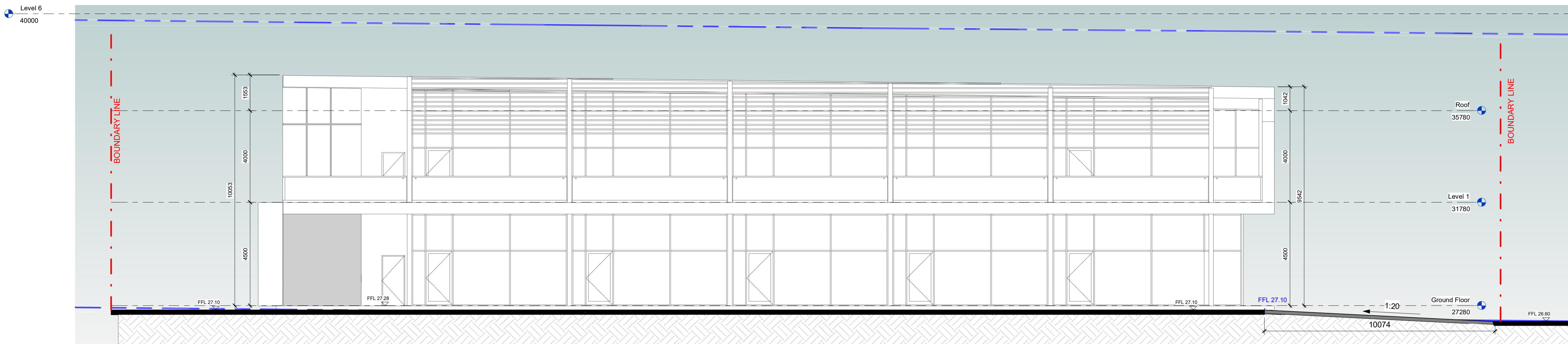
C:\Users\fan\Documents\Chapman St Werrington - Central_fan\7KQ36.rvt



1 Section A (LOT 4005)
1 : 100

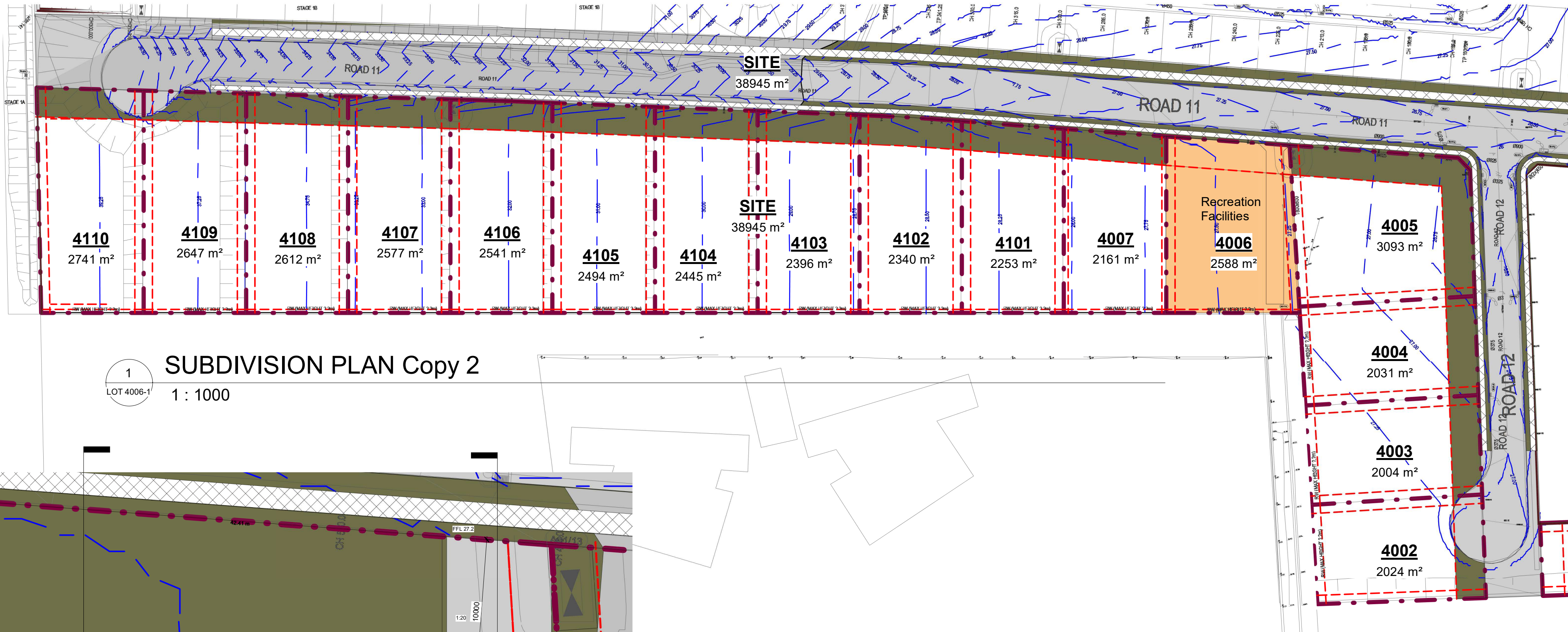


2 Section B (LOT 4005)
1 : 100

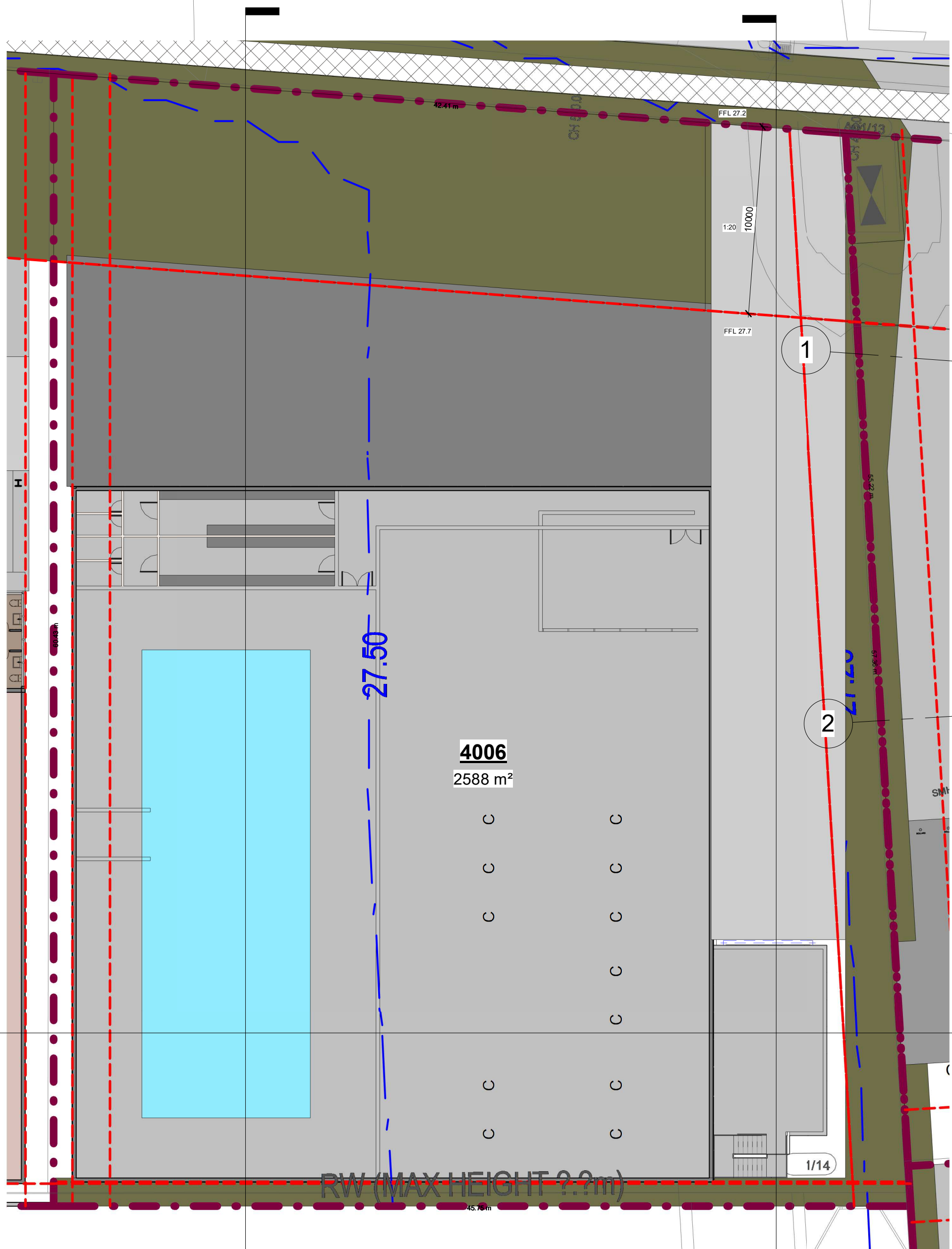


3 Section C (LOT 4005)
1 : 100

GENERAL NOTES:				NORTH:		PROJECT:		LOT NUMBER:		DRAWING TITLE:		PROJECT No.		DATE:		DRAWING No.		REV:		DA ISSUE	
THIS DRAWING IS THE EXCLUSIVE PROPERTY OF THE DEVELOPER & THE REPRODUCTION OF ANY PART WITHOUT THE PRIOR WRITTEN CONSENT OF THE DEVELOPER IS A VIOLATION OF APPLICABLE LAWS. IN NO EVENT SHALL THE DEVELOPER BE HELD LIABLE FOR SPECIAL, COLLATERAL, INCIDENTAL OR CONSEQUENTIAL LIABILITY IN CONNECTION WITH THE USE OF THIS DIGITAL DATA ONCE RELEASED FROM THE DEVELOPER'S OFFICE. THIS DRAWING IS TO BE READ & UNDERSTOOD IN CONJUNCTION WITH THE STRUCTURAL, MECHANICAL, ELECTRICAL & / OR ANY OTHER CONSULTANT'S DOCUMENTATION AS MAY BE APPLICABLE TO THE PROJECT PRIOR TO THE START OF ANY WORKS AND FOR ITS DURATION.				The Bathla Group		16		4005		SECTIONS		-		FEB 2022		LOT 4005-4		A			
REV DATE DESCRIPTION BY				107 Gilba Road, Girraween NSW 2145		Chapman St Werrington NSW 2747						Author		1 : 100				ISSUED BY:			
				f @ Connect with us																	



1 SUBDIVISION PLAN Copy 2
LOT 4006-1 1 : 1000



2 SITE PLAN (LOT 4006)
LOT 4006-1 1 : 200

DEVELOPMENT SUMMARY

LOT 4006	Required BY: P.C. (Planning Control) A.D.G. (Apartment Design Guide)	REQUIREMENT	PROPOSED	COMPLIES
01. SITE AREA	-		(SITE AREA) 2588m²	N/A
02. ZONE	P.C.	IN2	IN2	YES
03. BUILDING HEIGHT	P.C.	MAX 12.5m	9 m	YES
04. NUMBER OF UNIT	P.C.		GYM=1 CAFE=2 MULTI TASK COURT=2 DANCE AND YOGA STUDIO=1 OFFICE=1	YES
05. CAR SPACE	P.C.	FITNESS CENTER :7 SPACES PER100m² OF GFA MULTI TASK COURT:3 SPACES PER LANE OR COURT RESTURANT, RECEPTION :1 SPACE PER 6m² OF SEATING AREA, PLUS 1 SPACE PER EMPLOYEE OFFICE: 1 SPACE PER 100m² OF GFA CAR SPACE REQUIRED = 59	CAR SPACE PROPOSED = 71	YES

Parking Schedule...

Mark	Count
------	-------

LOT 4006	71
Grand total:	71

LOT 4006

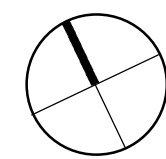
RVT Link: File Name	Name	Area	Level
LOT 4006	GYM	181.7 m²	FIRST FLOOR PLAN
LOT 4006	CHANGE	71.3 m²	FIRST FLOOR PLAN
LOT 4006	DANCE STUDIO	93.3 m²	FIRST FLOOR PLAN
LOT 4006	CAFE	38.9 m²	FIRST FLOOR PLAN
LOT 4006	CANTEEN	200.6 m²	GROUND FLOOR PLAN
LOT 4006	KITCHEN	30.2 m²	GROUND FLOOR PLAN
LOT 4006	OFFICE	51.4 m²	UPPER GROUND FLOOR PLAN
LOT 4006: 7		667.4 m²	
Grand total: 7		667.4 m²	

REV	DATE	DESCRIPTION	BY
A	03/2022	ISSUE FOR DEVELOPMENT APPLICATION	

GENERAL NOTES:

THIS DRAWING IS THE EXCLUSIVE PROPERTY OF THE DEVELOPER & THE REPRODUCTION OF ANY PART WITHOUT THE PRIOR WRITTEN CONSENT OF THE DEVELOPER IS A VIOLATION OF APPLICABLE LAWS. IN NO EVENT SHALL THE DEVELOPER BE HELD LIABLE FOR SPECIAL, COLLATERAL, INCIDENTAL, OR CONSEQUENTIAL LIABILITY IN CONNECTION WITH THE USE OF THIS DIGITAL DATA ONCE RELEASED FROM THE DEVELOPER'S OFFICE. THIS DRAWING IS TO BE READ & UNDERSTOOD IN CONJUNCTION WITH THE STRUCTURAL, MECHANICAL, ELECTRICAL & / OR ANY OTHER CONSULTANT'S DOCUMENTATION AS MAY BE APPLICABLE TO THE PROJECT PRIOR TO THE START OF ANY WORKS AND FOR ITS DURATION.

NORTH:



02 9636 2465 | 02 9688 4762 | www.bathla.com.au

The Bathla Group

137 Gilba Road, Girraween NSW 2145
PO Box 270, Westworthville NSW 2145

Connect with us

“Building dreams together.”

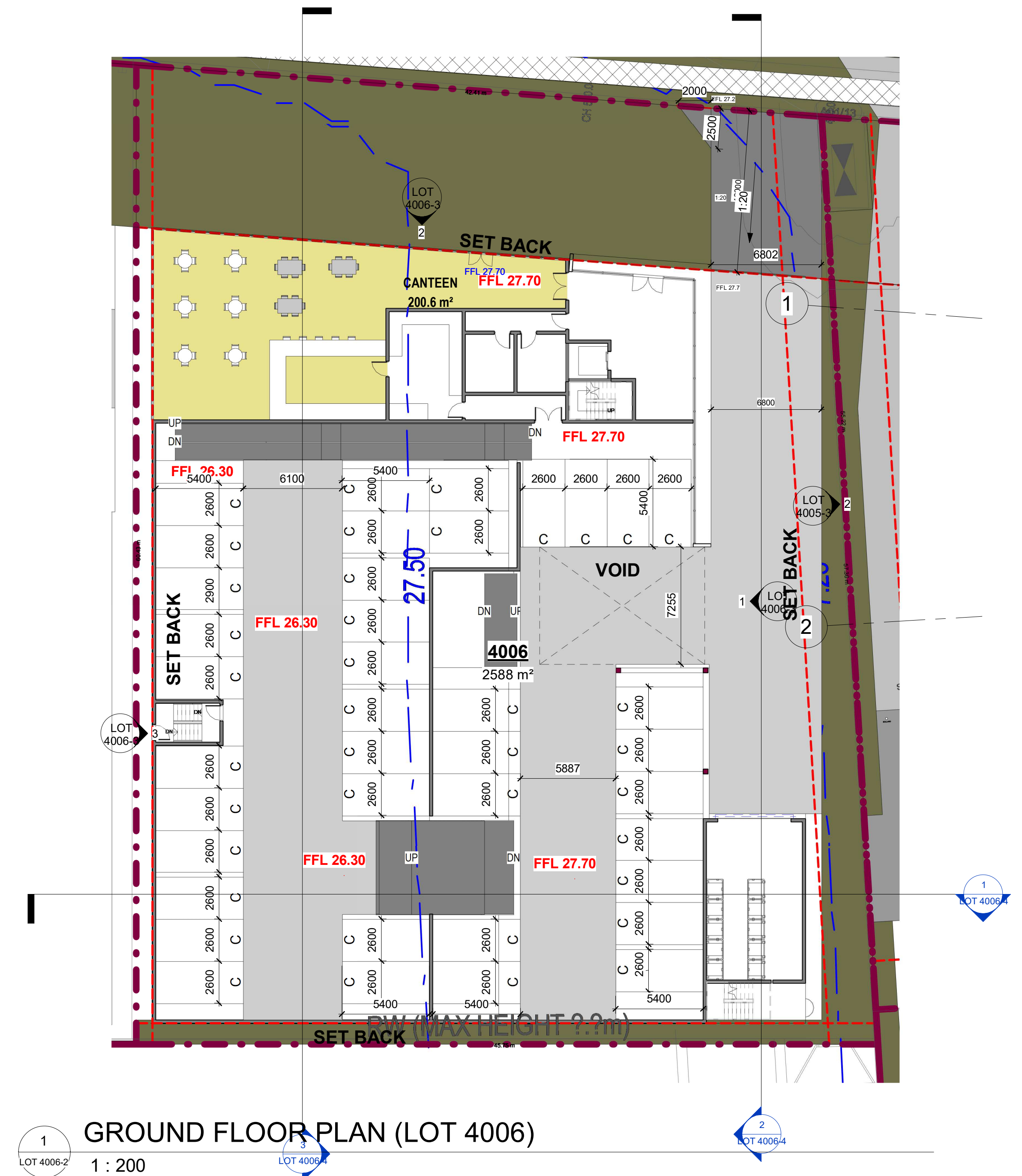
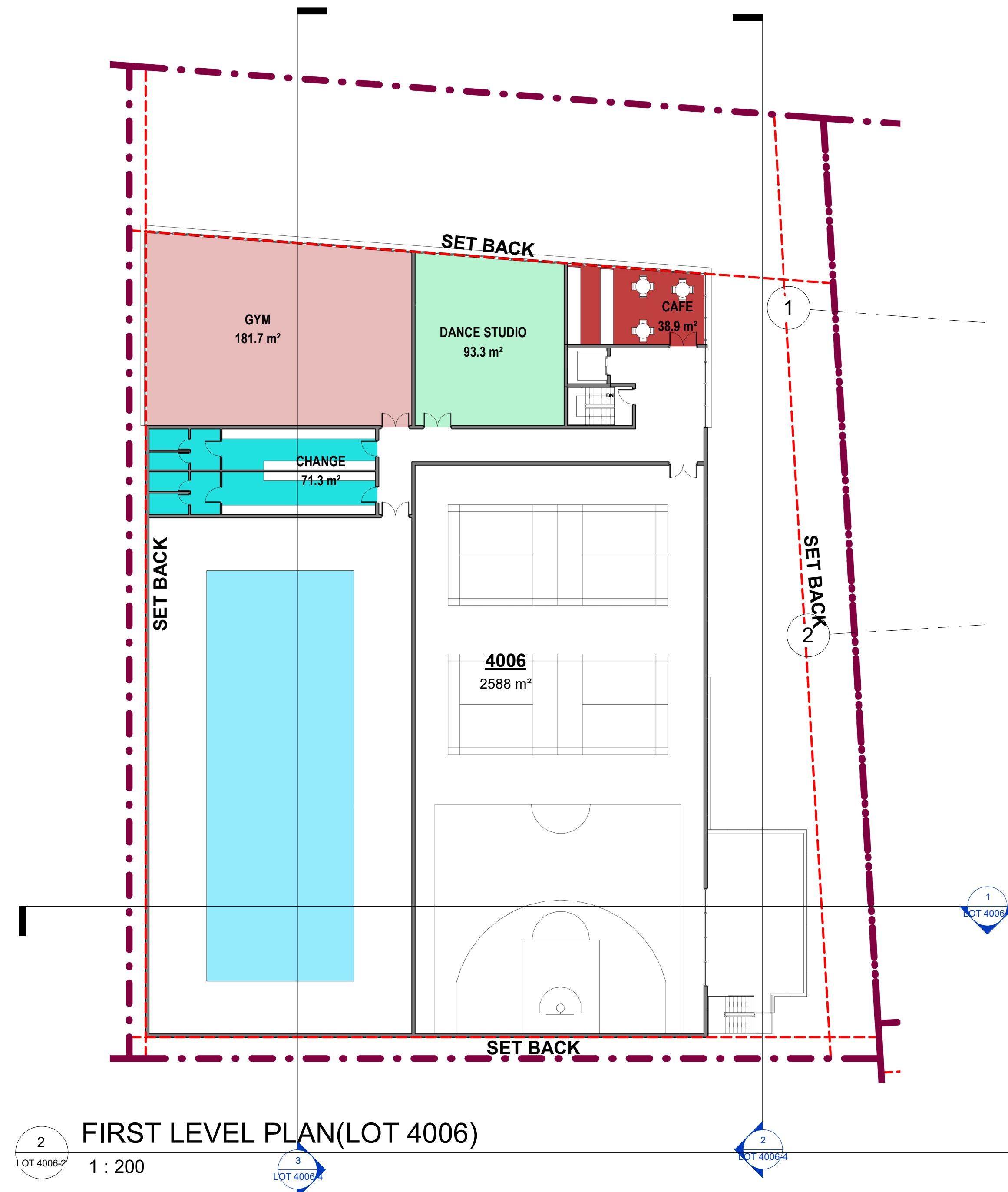
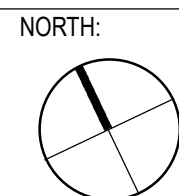
PROJECT:
16
Chapman St Werrington NSW 2747

LOT NUMBER:
4006

DRAWING TITLE:

SITE PLAN

DA ISSUE			
PROJECT No.	DATE: FEB 2022	DRAWING No.	REV: A
DRAWN BY: Author	SCALE: As indicated	LOT 4006-1	ISSUED BY:
C:\Users\far\Documents\Chapman St Werrington - Central_fari\7KQ36.rvt			

[illegible]

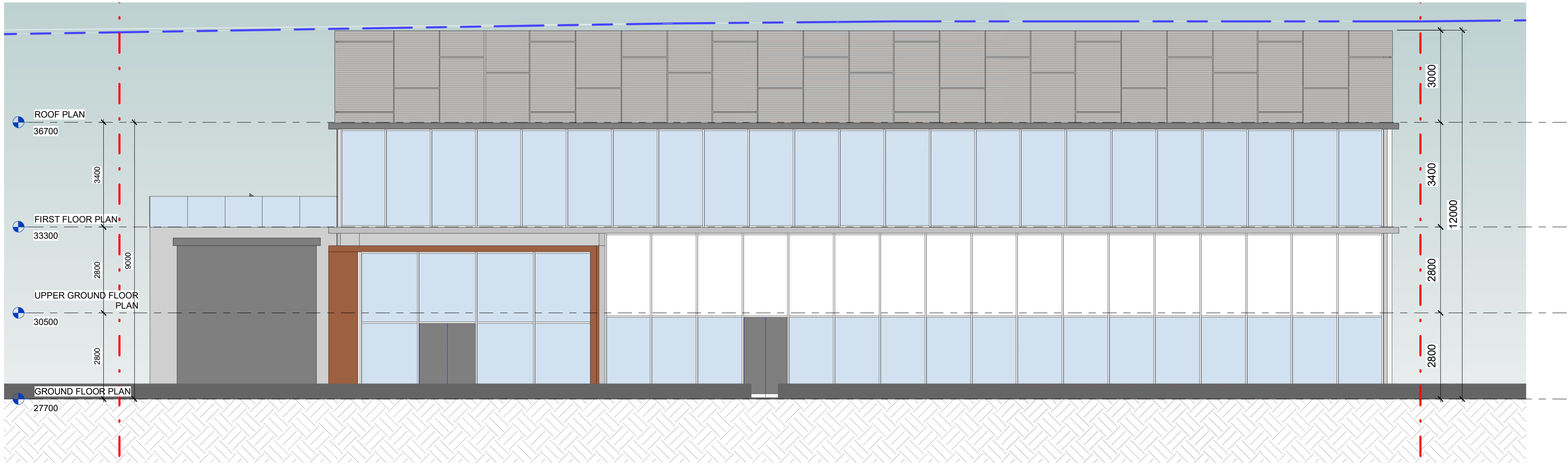
PROJECT:
16
Chapman St Werrington NSW 2747

LOT NUMBER:
4006

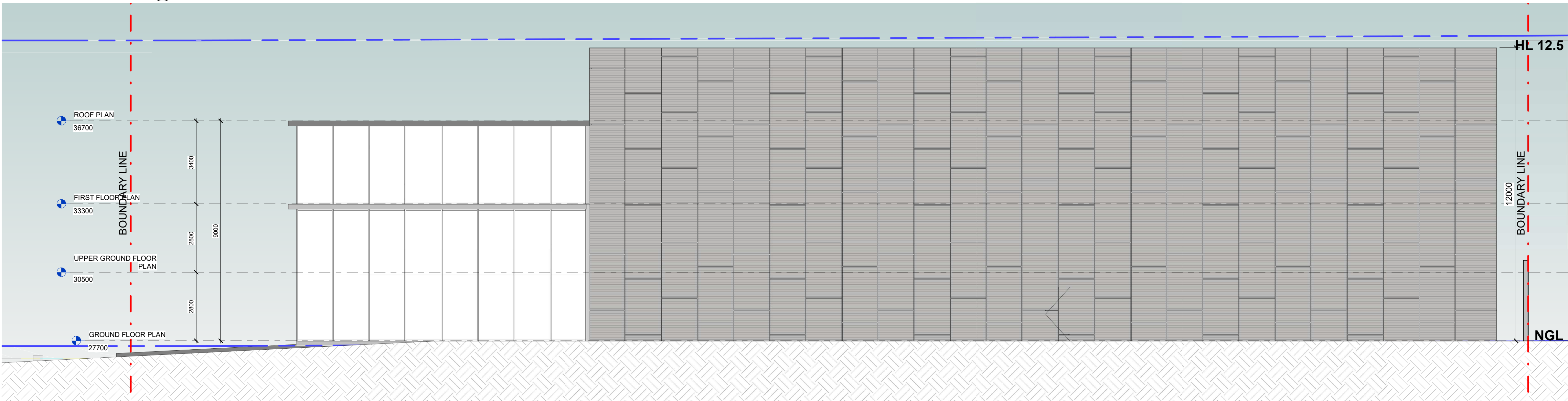
DRAWING TITLE:

PLANS

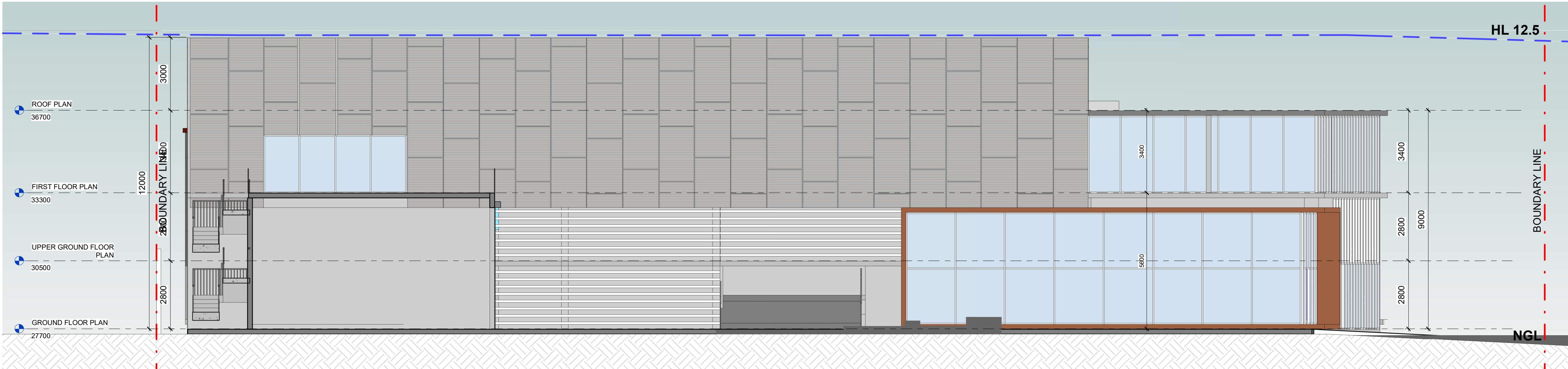
DA ISSUE			
PROJECT No.	DATE:	DRAWING No.	REV.
-	FEB 2022	LOT 4006-2	A
DRAWN BY:	SCALE:		ISSUED BY:
Author	1 : 200		



2 North Elevation(LOT 4006)
1 : 100



3 West Elevation(LOT 4006)
1 : 100



1 East Elevation(LOT 4006)
1 : 100

REV	DATE	DESCRIPTION	BY
A	03/2022	ISSUE FOR DEVELOPMENT APPLICATION	

GENERAL NOTES:
THIS DRAWING IS THE EXCLUSIVE PROPERTY OF THE DEVELOPER & THE REPRODUCTION OF ANY PART WITHOUT THE PRIOR WRITTEN CONSENT OF THE DEVELOPER IS A VIOLATION OF APPLICABLE LAWS. IN NO EVENT SHALL THE DEVELOPER BE HELD LIABLE FOR SPECIAL, COLLATERAL, INCIDENTAL OR CONSEQUENTIAL LIABILITY IN CONNECTION WITH THE USE OF THIS DIGITAL DATA ONCE RELEASED FROM THE DEVELOPER'S OFFICE. THIS DRAWING IS TO BE READ & UNDERSTOOD IN CONJUNCTION WITH THE STRUCTURAL, MECHANICAL, ELECTRICAL & / OR ANY OTHER CONSULTANT'S DOCUMENTATION AS MAY BE APPLICABLE TO THE PROJECT PRIOR TO THE START OF ANY WORKS AND FOR ITS DURATION.

NORTH:

02 9636 2465

02 9688 4762

www.bathla.com.au

The Bathla Group

137 Gibbs Road, Girraween NSW 2145
PO Box 270, Westworthville NSW 2145

Connect with us

Building dreams together

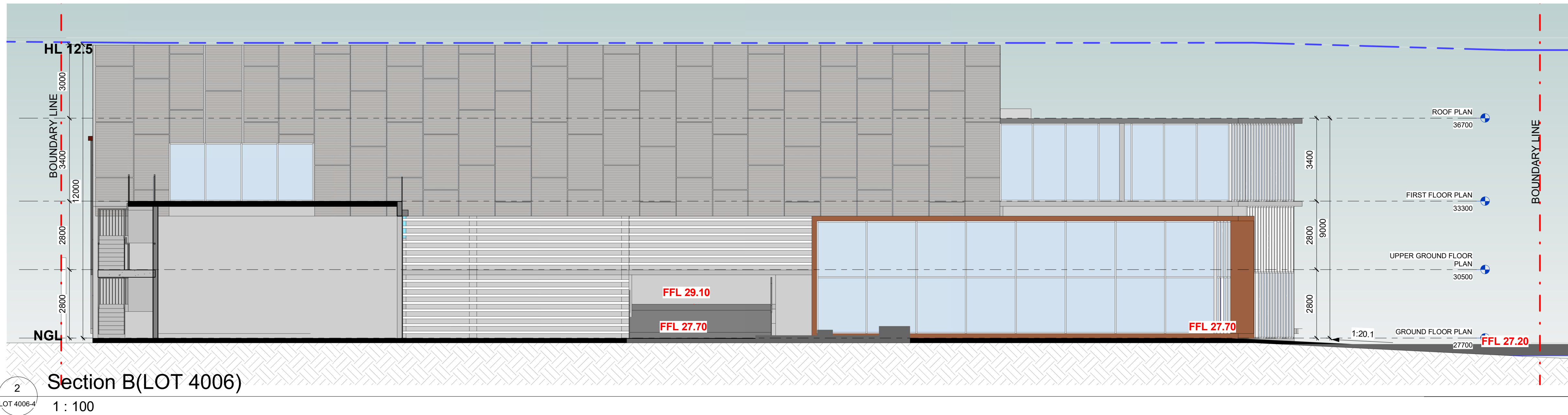
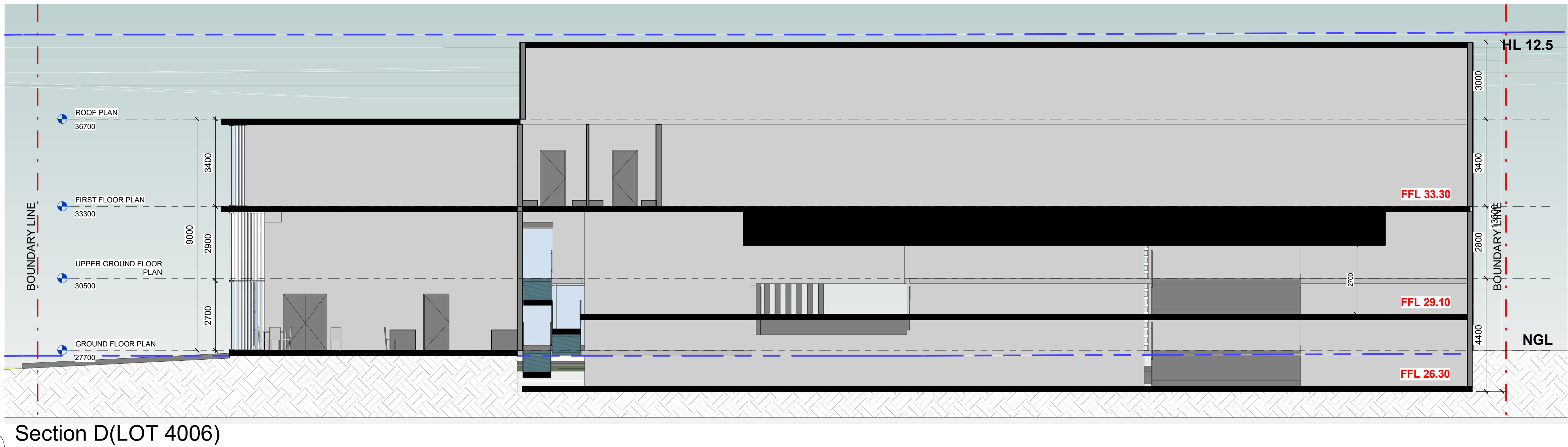
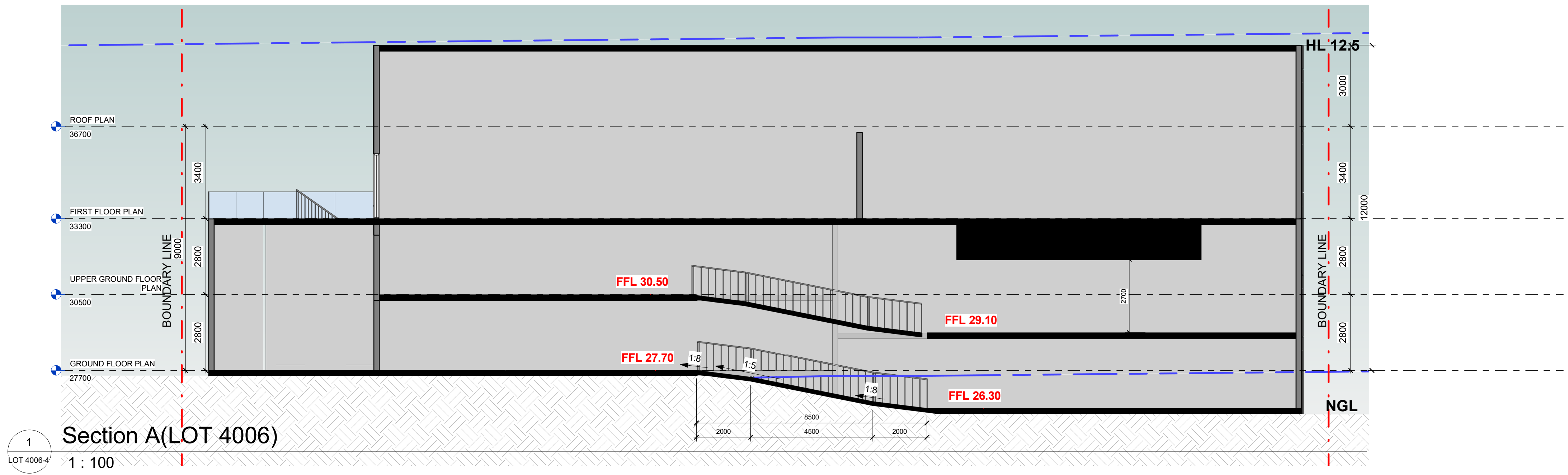
PROJECT:
16
Chapman St Werrington NSW 2747

LOT NUMBER:
4006

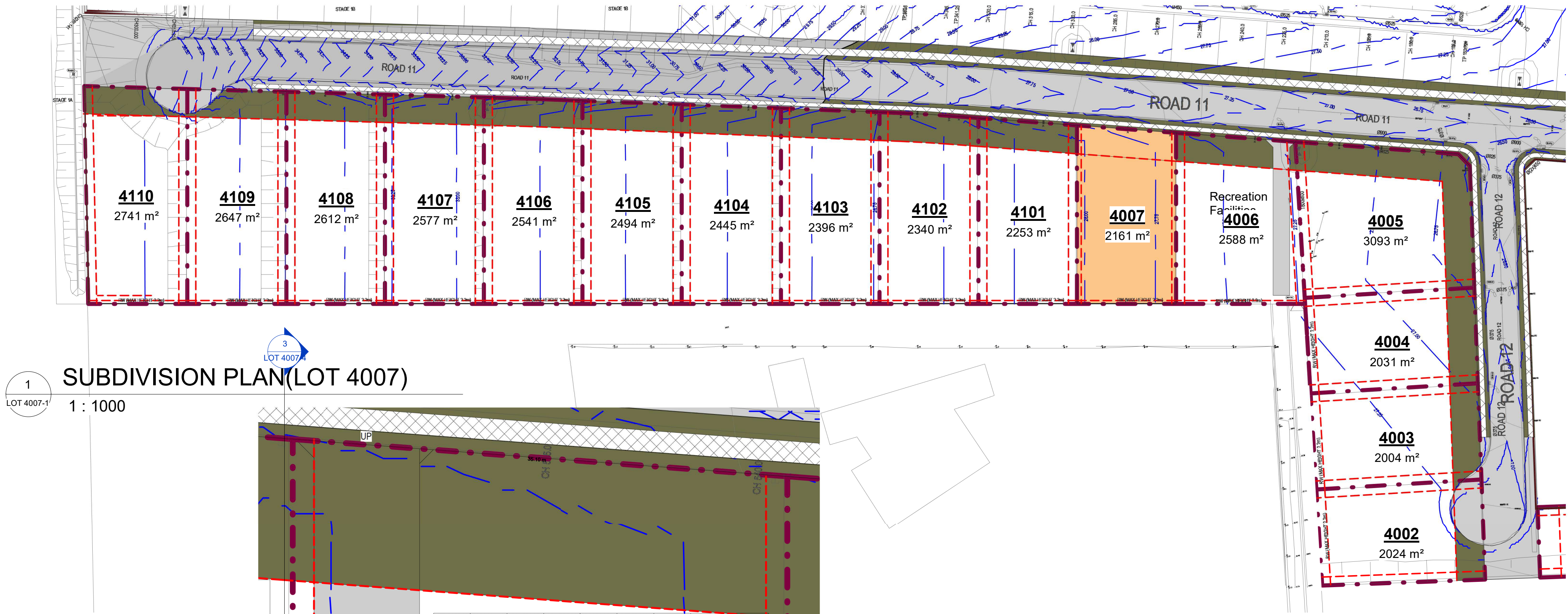
DRAWING TITLE:
ELEVATIONS

PROJECT No.	DATE	DRAWING No.	REV.
-	FEB 2022	LOT 4006-3	A
DRAWN BY:	SCALE:	ISSUED BY:	
Author	1 : 100		

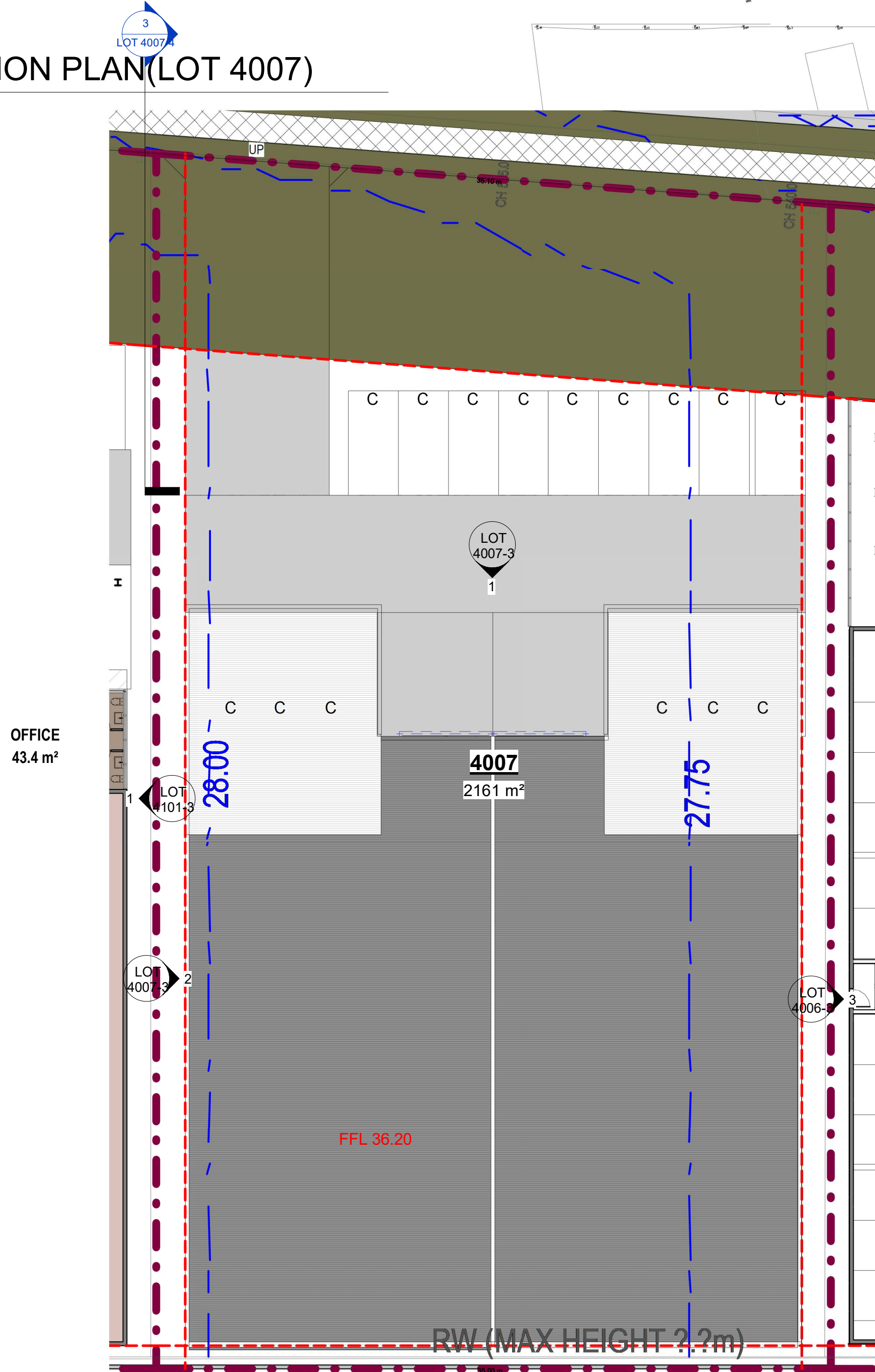
C:\Users\fan\Documents\Chapman St Werrington - Central_fan\7KQ36.rvt



GENERAL NOTES:				NORTH:		PROJECT:		LOT NUMBER:		DRAWING TITLE:		PROJECT No.:		DATE:		DRAWING No.:		REV:		DA ISSUE	
THIS DRAWING IS THE EXCLUSIVE PROPERTY OF THE DEVELOPER & THE REPRODUCTION OF ANY PART WITHOUT THE PRIOR WRITTEN CONSENT OF THE DEVELOPER IS A VIOLATION OF APPLICABLE LAWS. IN NO EVENT SHALL THE DEVELOPER BE HELD LIABLE FOR SPECIAL, COLLATERAL, INCIDENTAL, OR CONSEQUENTIAL LIABILITY IN CONNECTION WITH THE USE OF THIS DIGITAL DATA ONCE RELEASED FROM THE DEVELOPER'S OFFICE. THIS DRAWING IS TO BE READ & UNDERSTOOD IN CONJUNCTION WITH THE STRUCTURAL, MECHANICAL, ELECTRICAL & / OR ANY OTHER CONSULTANT'S DOCUMENTATION AS MAY BE APPLICABLE TO THE PROJECT PRIOR TO THE START OF ANY WORKS AND FOR ITS DURATION.				The Bathla Group		16		4006		SECTIONS		A		FEB 2022		LOT 4006-4		A			
REV DATE DESCRIPTION BY				137 Gilba Road, Girraween NSW 2145		Chapman St Werrington NSW 2747						Author		1 : 100							
A 03/2022 ISSUE FOR DEVELOPMENT APPLICATION				PO Box 270, Westworthville NSW 2145																	
				Connect with us		Building dreams together															



1
LOT 4007-1
SUBDIVISION PLAN (LOT 4007)
1 : 1000



2
LOT 4007-1
LOT 4007 SITE PLAN
1 : 200

DEVELOPMENT SUMMARY

LOT 4007	Required BY: P.C. (Planning Control) A.D.G. (Apartment Design Guide)	REQUIREMENT	PROPOSED	COMPLIES
01. SITE AREA	-	-	(SITE AREA) 2161m²	N/A
02. ZONE	P.C.	IN2	IN2	YES
03. BUILDING HEIGHT	P.C.	MAX 12.5m	9m	YES
04. NUMBER OF UNIT	P.C.		WAREHOUSE=2 OFFICE=2	YES
05. CAR SPACE	P.C.	1 SPACE PER 100m² OF GROSS FLOOR AREA CAR SPACE REQUIRED = 12	CAR SPACE PROPOSED = 15	YES

Parking Schedule...

Mark	Count
------	-------

LOT 4007 15
Grand total: 15

LOT 4007

RVT Link: File Name	Name	Area	Level
LOT 4007	OFFICE	115.7 m²	FIRST FLOOR PLAN
LOT 4007	OFFICE	115.7 m²	FIRST FLOOR PLAN
LOT 4007	WAREHOUSE 2	438.3 m²	GROUND FLOOR PLAN
LOT 4007	WAREHOUSE 1	438.3 m²	GROUND FLOOR PLAN
LOT 4007	OFFICE	43.4 m²	GROUND FLOOR PLAN
LOT 4007	OFFICE	43.5 m²	GROUND FLOOR PLAN
LOT 4007: 6		1194.8 m²	
Grand total: 6		1194.8 m²	

REV	DATE	DESCRIPTION	BY
A	03/2022	ISSUE FOR DEVELOPMENT APPLICATION	

GENERAL NOTES:
THIS DRAWING IS THE EXCLUSIVE PROPERTY OF THE DEVELOPER & THE REPRODUCTION OF ANY PART WITHOUT THE PRIOR WRITTEN CONSENT OF THE DEVELOPER IS A VIOLATION OF APPLICABLE LAWS. IN NO EVENT SHALL THE DEVELOPER BE HELD LIABLE FOR SPECIAL, COLLATERAL, INCIDENTAL OR CONSEQUENTIAL LIABILITY IN CONNECTION WITH THE USE OF THIS DIGITAL DATA ONCE RELEASED FROM THE DEVELOPER'S OFFICE. THIS DRAWING IS TO BE READ & UNDERSTOOD IN CONJUNCTION WITH THE STRUCTURAL, MECHANICAL, ELECTRICAL & / OR ANY OTHER CONSULTANT'S DOCUMENTATION AS MAY BE APPLICABLE TO THE PROJECT PRIOR TO THE START OF ANY WORKS AND FOR ITS DURATION.

NORTH:

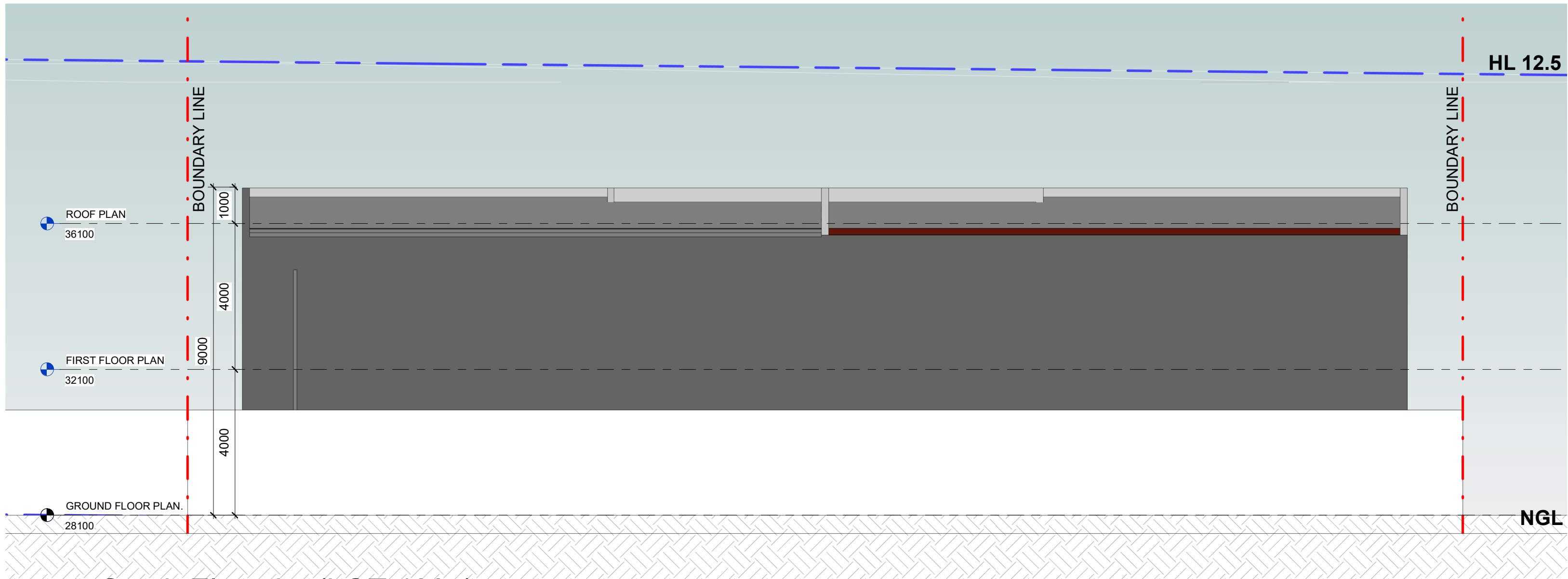
02 9636 2465
02 9688 4762
www.bathla.com.au
137 Gibbs Road, Girraween NSW 2145
PO Box 270, Westworthville NSW 2145
The Bathla Group
Connect with us
Building dreams together.

PROJECT:
16
Chapman St Werrington NSW 2747

LOT NUMBER:
4007

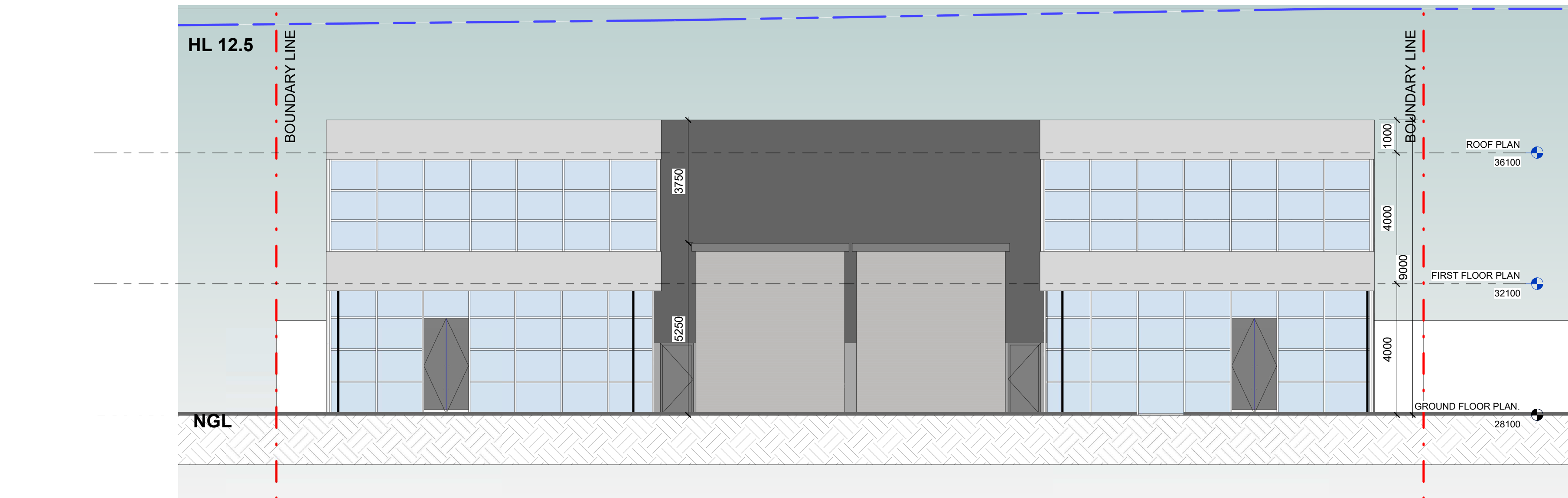
DRAWING TITLE:
SITE PLAN

DA ISSUE			
PROJECT No.	DATE: FEB 2022	DRAWING No.	REV: A
DRAWN BY: Author	SCALE: As indicated	LOT 4007-1	ISSUED BY:
C:\Users\fan\Documents\Chapman St Werrington - Central_fan\7KQ36.rvt			



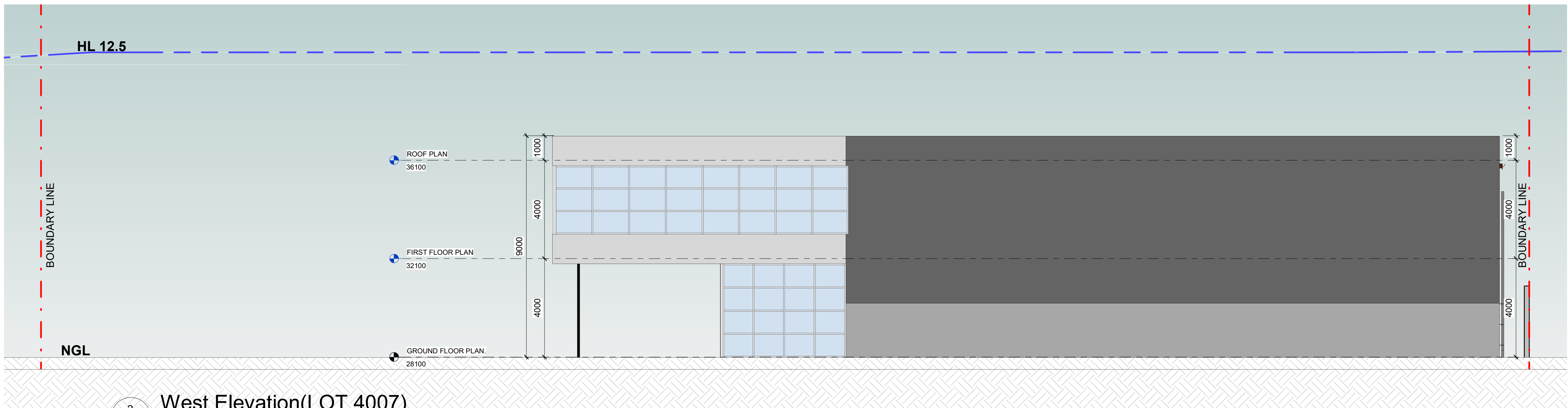
3 South Elevation(LOT 4007)

LOT 4007-3
1 : 100



1 North Elevation(LOT 4007)

LOT 4007-3
1 : 100



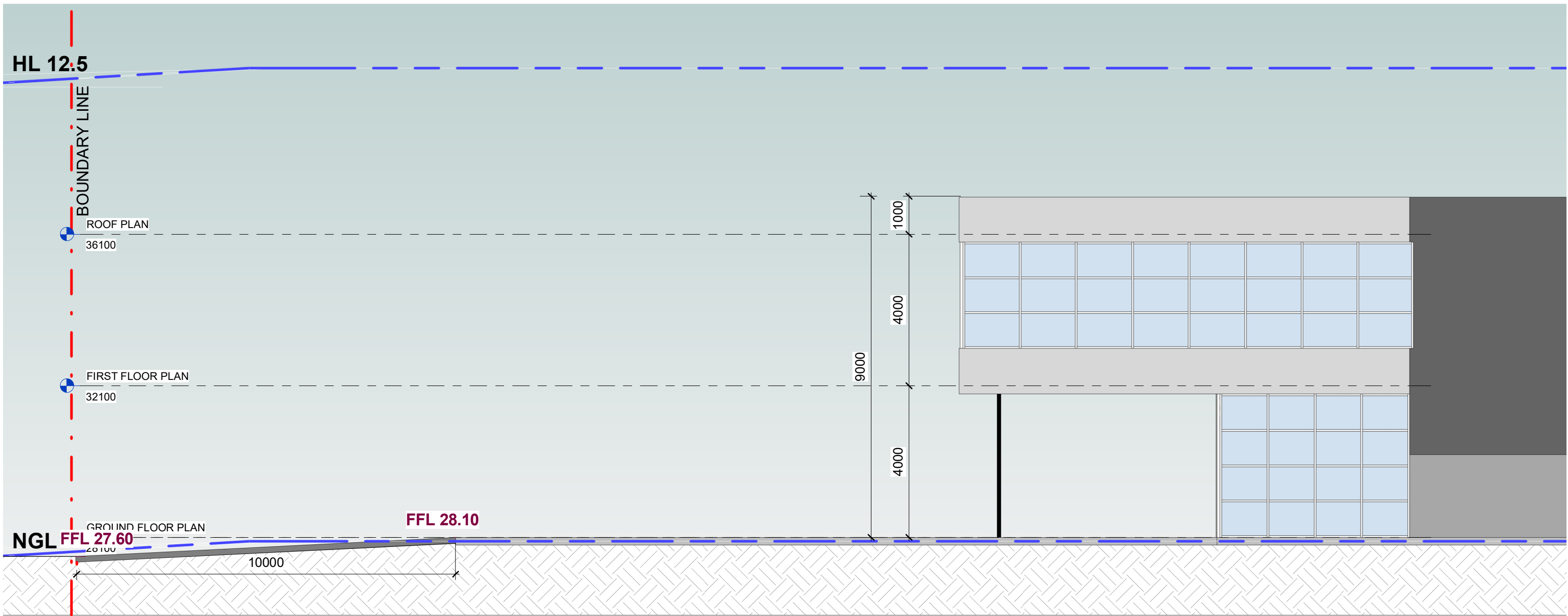
2 West Elevation(LOT 4007)

LOT 4007-3
1 : 100

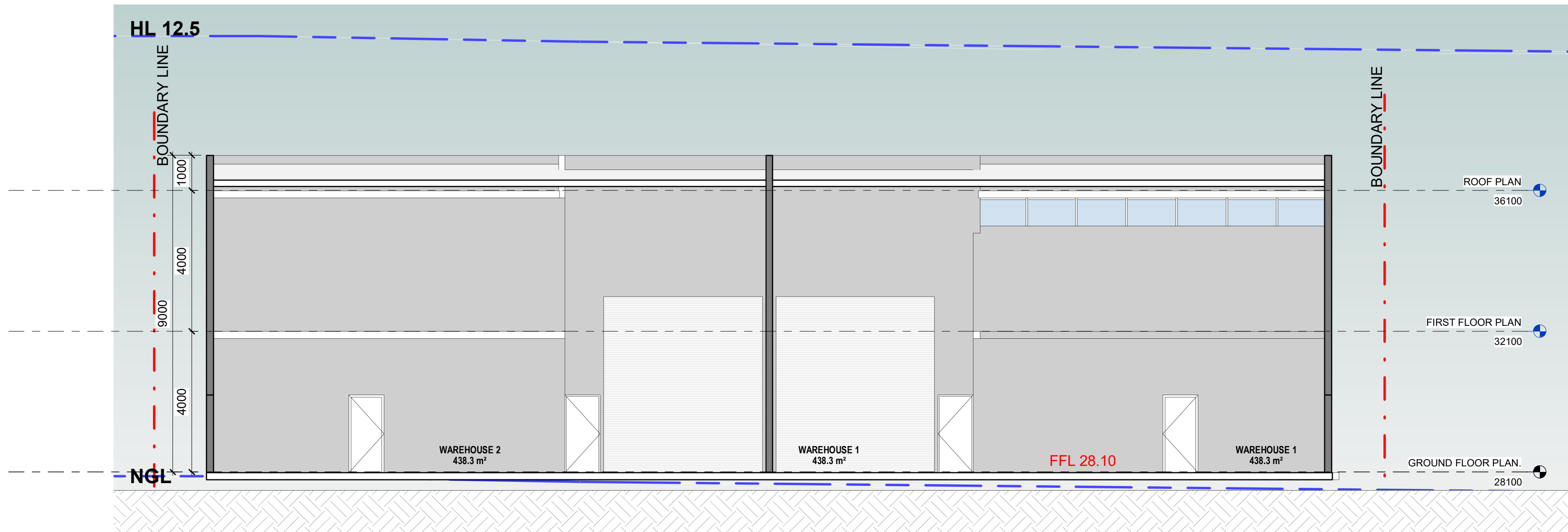
GENERAL NOTES:				NORTH:		PROJECT:		LOT NUMBER:		DRAWING TITLE:		PROJECT No.		DATE:		DRAWING No:		REV:	
THIS DRAWING IS THE EXCLUSIVE PROPERTY OF THE DEVELOPER & THE REPRODUCTION OF ANY PART WITHOUT THE PRIOR WRITTEN CONSENT OF THE DEVELOPER IS A VIOLATION OF APPLICABLE LAWS. IN NO EVENT SHALL THE DEVELOPER BE HELD LIABLE FOR SPECIAL, COLLATERAL, INCIDENTAL OR CONSEQUENTIAL LIABILITY IN CONNECTION WITH THE USE OF THIS DIGITAL DATA ONCE RELEASED FROM THE DEVELOPER'S OFFICE. THIS DRAWING IS TO BE READ & UNDERSTOOD IN CONJUNCTION WITH THE STRUCTURAL, MECHANICAL, ELECTRICAL & / OR ANY OTHER CONSULTANT'S DOCUMENTATION AS MAY BE APPLICABLE TO THE PROJECT PRIOR TO THE START OF ANY WORKS AND FOR ITS DURATION.				02 9636 2465 02 9688 4762 www.bathla.com.au		16		LOT 4007		ELEVATIONS		-		FEB 2022		LOT 4007-3		A	
A				03/2022		ISSUE FOR DEVELOPMENT APPLICATION		LOT 4007		ELEVATIONS		Author		SCALE: 1 : 100		LOT 4007-3		ISSUED BY:	
REV				DATE		DESCRIPTION		BY		ELEVATIONS		Author		SCALE: 1 : 100		LOT 4007-3		ISSUED BY:	

Document Set ID: 9948083
Version: 1, Version Date: 16/03/2022

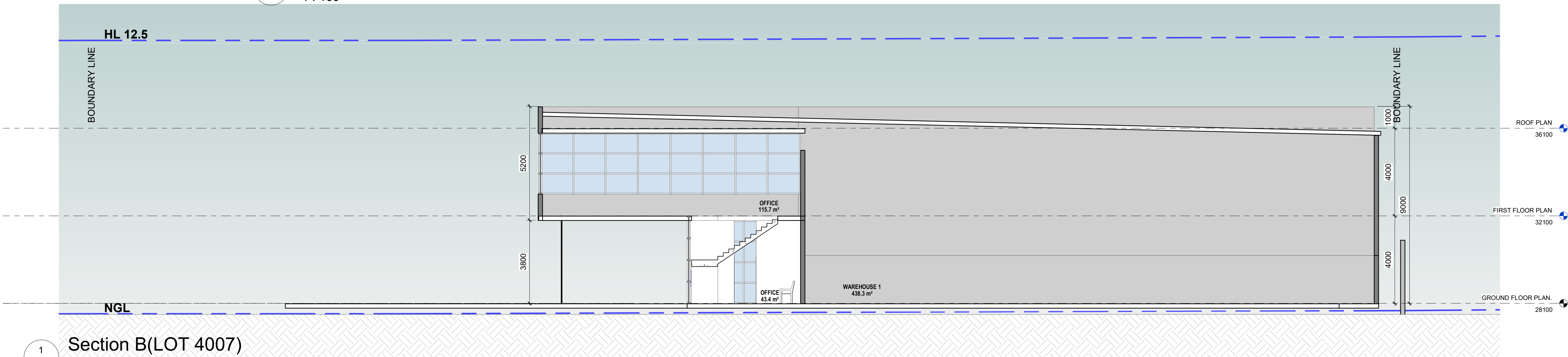
C:\Users\fan\Documents\Chapman St Werrington - Central_fan\7KQ36.rvt



3
LOT 4007-4
Section C(LOT 4007)
1 : 100



2
LOT 4007-4
Section A(LOT 4007)
1 : 100



1
LOT 4007-4
Section B(LOT 4007)
1 : 100

GENERAL NOTES:				PROJECT:		LOT NUMBER:		DRAWING TITLE:		PROJECT No.		DATE:		DRAWING No.		REV:	
THIS DRAWING IS THE EXCLUSIVE PROPERTY OF THE DEVELOPER & THE REPRODUCTION OF ANY PART WITHOUT THE PRIOR WRITTEN CONSENT OF THE DEVELOPER IS A VIOLATION OF APPLICABLE LAWS. IN NO EVENT SHALL THE DEVELOPER BE HELD LIABLE FOR SPECIAL, COLLATERAL, INCIDENTAL OR CONSEQUENTIAL LIABILITY IN CONNECTION WITH THE USE OF THIS DIGITAL DATA ONCE RELEASED FROM THE DEVELOPER'S OFFICE. THIS DRAWING IS TO BE READ & UNDERSTOOD IN CONJUNCTION WITH THE STRUCTURAL, MECHANICAL, ELECTRICAL & / OR ANY OTHER CONSULTANT'S DOCUMENTATION AS MAY BE APPLICABLE TO THE PROJECT PRIOR TO THE START OF ANY WORKS AND FOR ITS DURATION.				16		4007		SECTIONS		-		FEB 2022		LOT 4007-4		A	
A				Chapman St Werrington NSW 2747						Author		SCALE: 1 : 100				ISSUED BY:	
REV DATE DESCRIPTION BY																	
A 03/2022 ISSUE FOR DEVELOPMENT APPLICATION																	

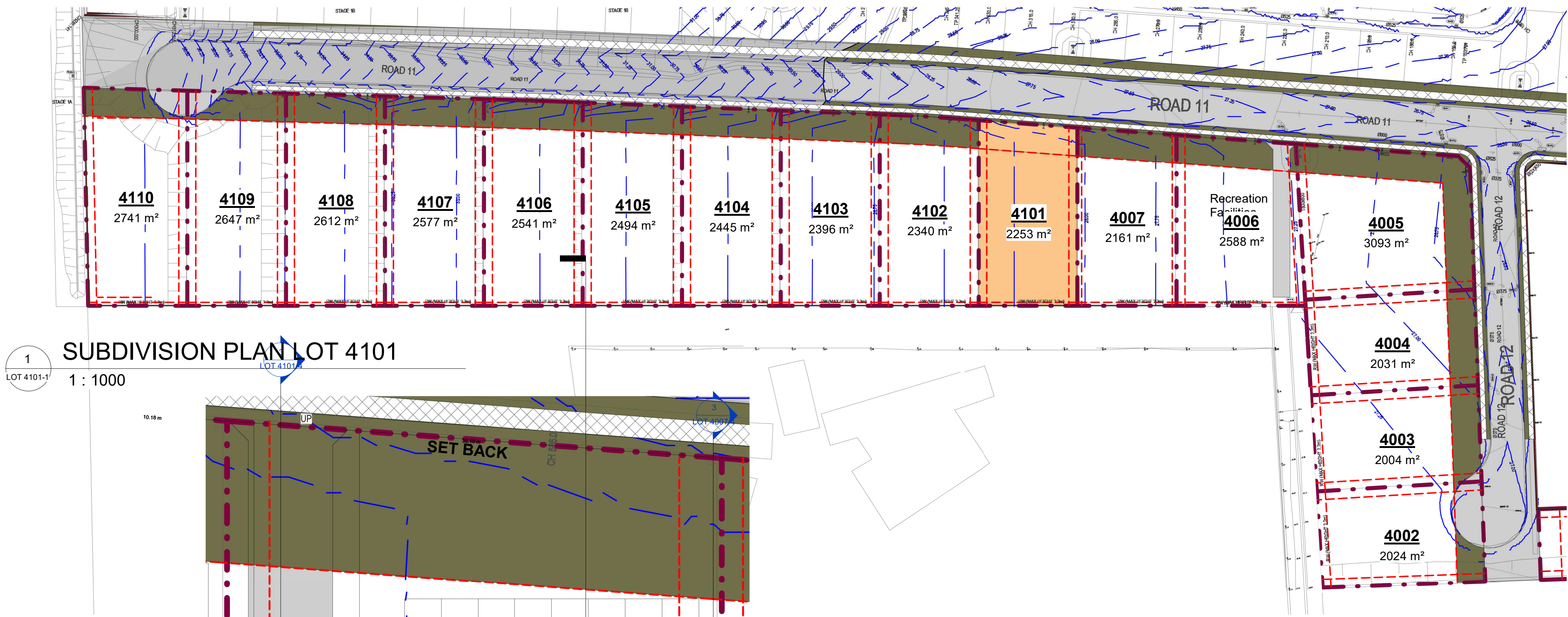
02 9636 2465
The Bathla Group
Connect with us

02 9688 4762
137 Gilba Road, Girraween NSW 2145
PO Box 270, Wentworthville NSW 2145
Building dreams together

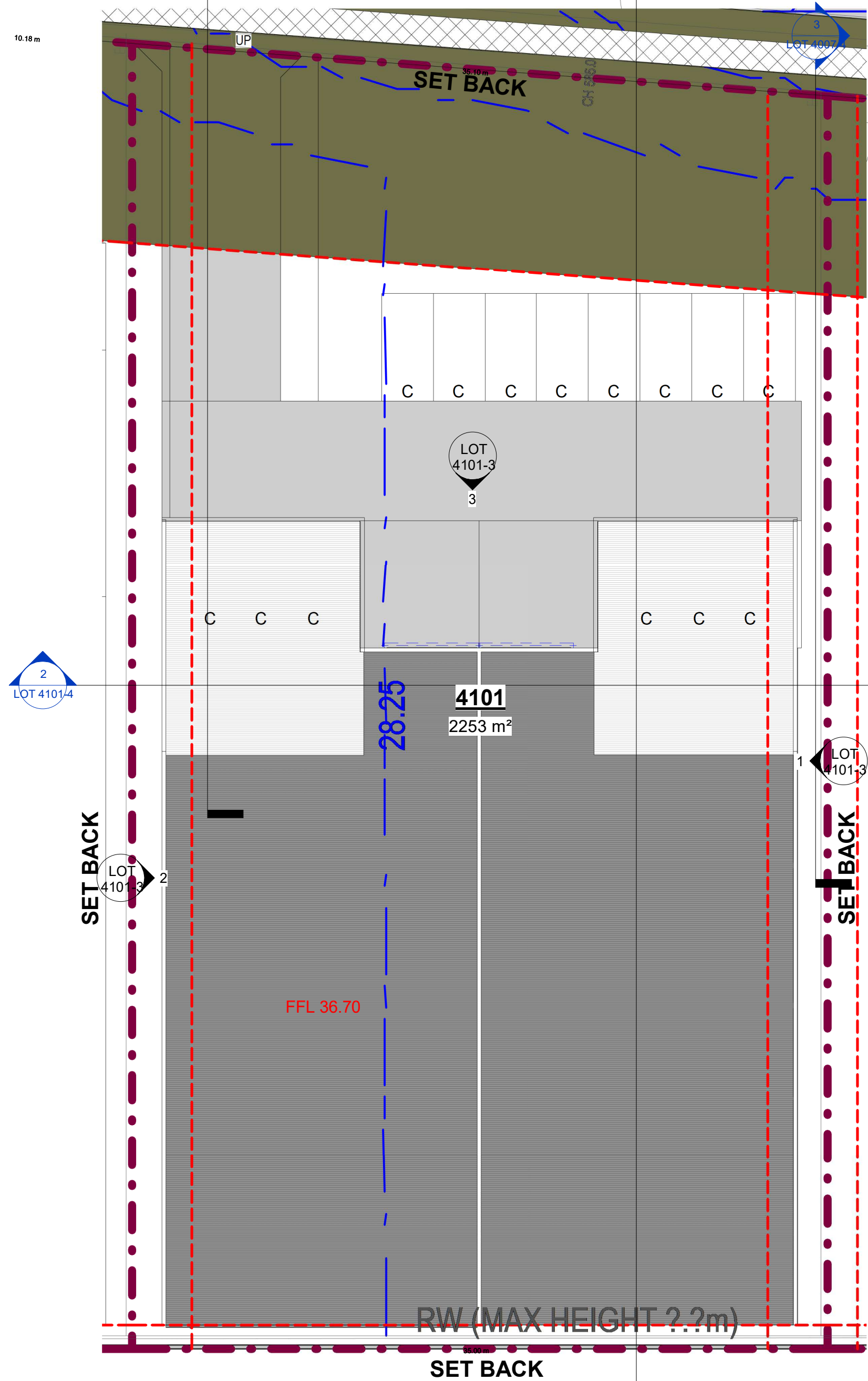
www.bathla.com.au

NORTH:

C:\Users\fan\Documents\Chapman St Werrington - Central_fan\7KQ36.rvt



1
LOT 4101-1
SUBDIVISION PLAN LOT 4101
1 : 1000



2
LOT 4101-1
SITE PLAN (LOT 4101)
1 : 200

DEVELOPMENT SUMMARY

LOT 4101	Required BY: P.C. (Planning Control) A.D.G. (Apartment Design Guide)	REQUIREMENT	PROPOSED	COMPLIES
01. SITE AREA	-	-	(SITE AREA) 2253m²	N/A
02. ZONE	P.C.	IN2	IN2	YES
03. BUILDING HEIGHT	P.C.	MAX 12.5m	9m	YES
04. NUMBER OF UNIT	P.C.		WAREHOUSE=2 OFFICE=2	YES
05. CAR SPACE	P.C.	1 SPACE PER 100m² OF GROSS FLOOR AREA CAR SPACE REQUIRED = 13	CAR SPACE PROPOSED = 15	YES

Parking Schedule...

Mark	Count
------	-------

LOT 4101	14
Grand total:	14

LOT 4101

RVT Link: File Name	Name	Area	Level
LOT 4101	OFFICE	113.4 m²	FIRST FLOOR PLAN
LOT 4101	OFFICE	113.4 m²	FIRST FLOOR PLAN
LOT 4101	WAREHOUSE 2	476.5 m²	GROUND FLOOR PLAN
LOT 4101	WAREHOUSE 1	476.5 m²	GROUND FLOOR PLAN
LOT 4101	OFFICE	43.4 m²	GROUND FLOOR PLAN
LOT 4101	OFFICE	43.5 m²	GROUND FLOOR PLAN
LOT 4101: 6		1266.7 m²	
Grand total: 6		1266.7 m²	

REV	DATE	DESCRIPTION	BY
A	03/2022	ISSUE FOR DEVELOPMENT APPLICATION	

GENERAL NOTES:
THIS DRAWING IS THE EXCLUSIVE PROPERTY OF THE DEVELOPER & THE REPRODUCTION OF ANY PART WITHOUT THE PRIOR WRITTEN CONSENT OF THE DEVELOPER IS A VIOLATION OF APPLICABLE LAWS. IN NO EVENT SHALL THE DEVELOPER BE HELD LIABLE FOR SPECIAL, COLLATERAL, INCIDENTAL OR CONSEQUENTIAL LIABILITY IN CONNECTION WITH THE USE OF THIS DIGITAL DATA ONCE RELEASED FROM THE DEVELOPER'S OFFICE. THIS DRAWING IS TO BE READ & UNDERSTOOD IN CONJUNCTION WITH THE STRUCTURAL, MECHANICAL, ELECTRICAL & / OR ANY OTHER CONSULTANT'S DOCUMENTATION AS MAY BE APPLICABLE TO THE PROJECT PRIOR TO THE START OF ANY WORKS AND FOR ITS DURATION.

NORTH:

02 9636 2465 | 02 9688 4762 | www.bathla.com.au
The Bathla Group
137 Gilba Road, Gorrween NSW 2145
PO Box 270, Westworthville NSW 2145
Connect with us
"Building dreams together."

PROJECT:
16
Chapman St Werrington NSW 2747

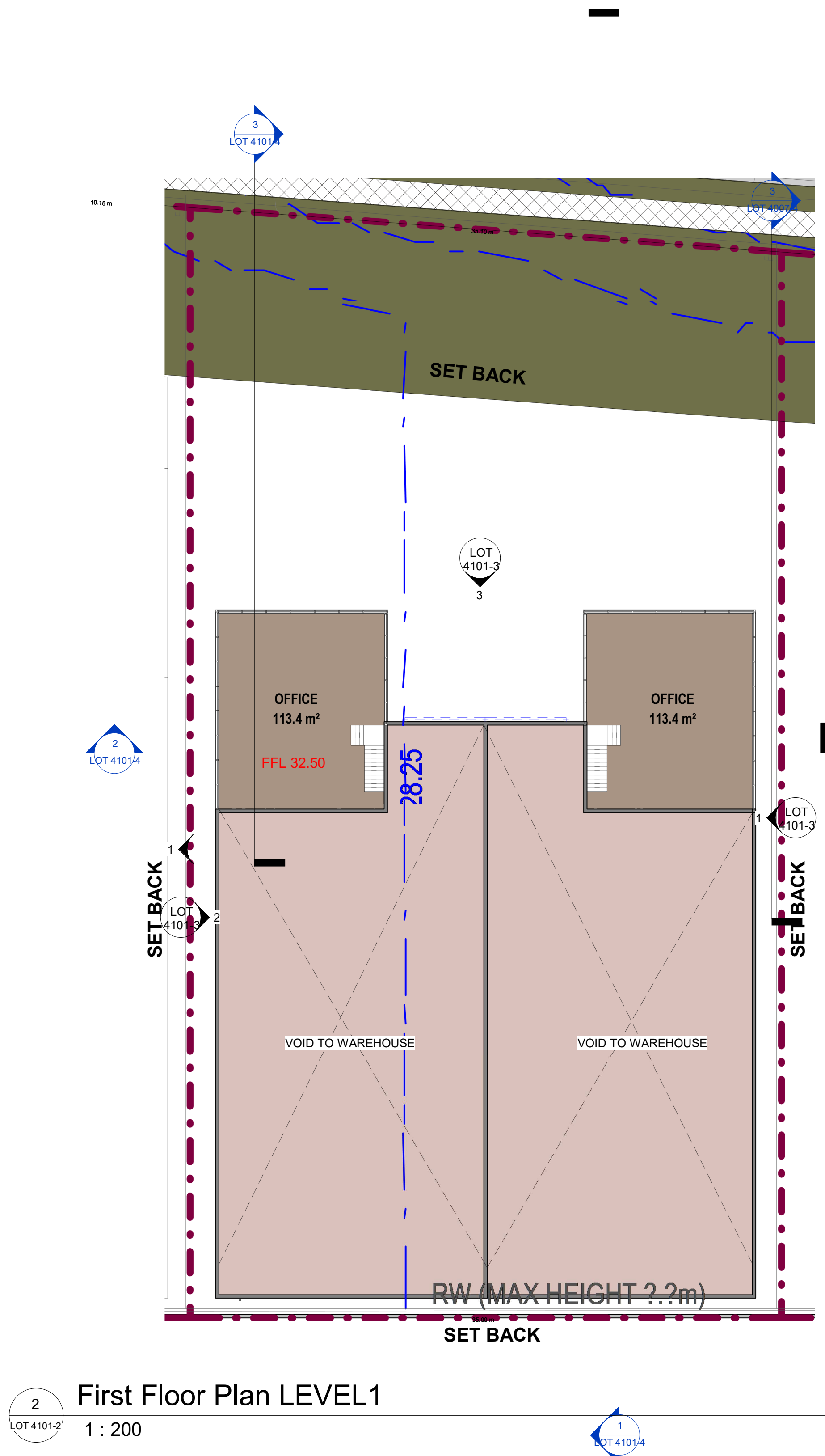
LOT NUMBER:
4101

DRAWING TITLE:

SITE PLAN

PROJECT No.	DATE:	DRAWING No.	REV.
-	FEB 2022	LOT 4101-1	A
DRAWN BY:	SCALE:	ISSUED BY:	
Author	As indicated		

C:\Users\farid\Documents\Chapman St Werrington - Central_fari7KQ36.rvt

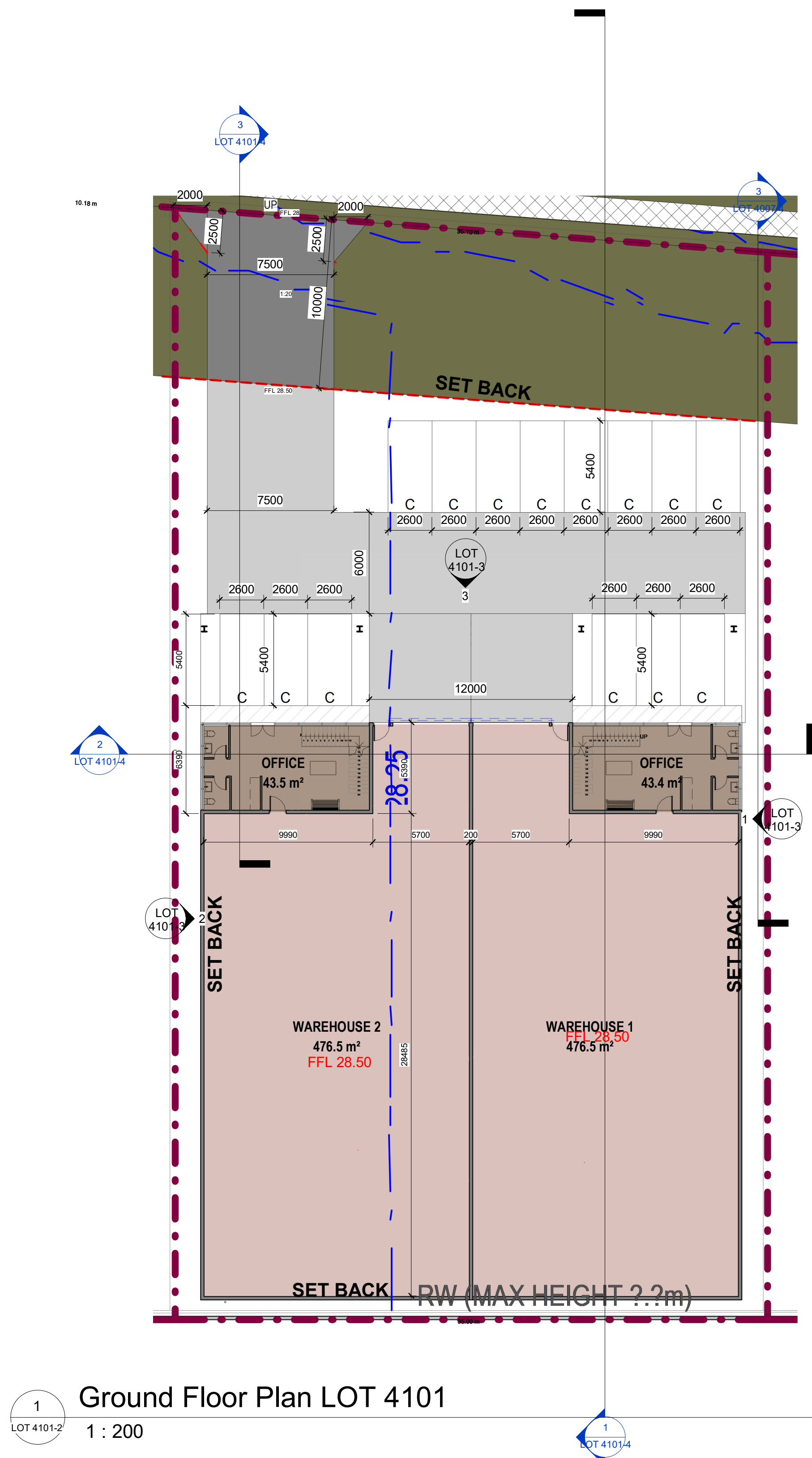


2
LOT 4101-2

First Floor Plan LEVEL 1

1 : 200

1
LOT 4101-4

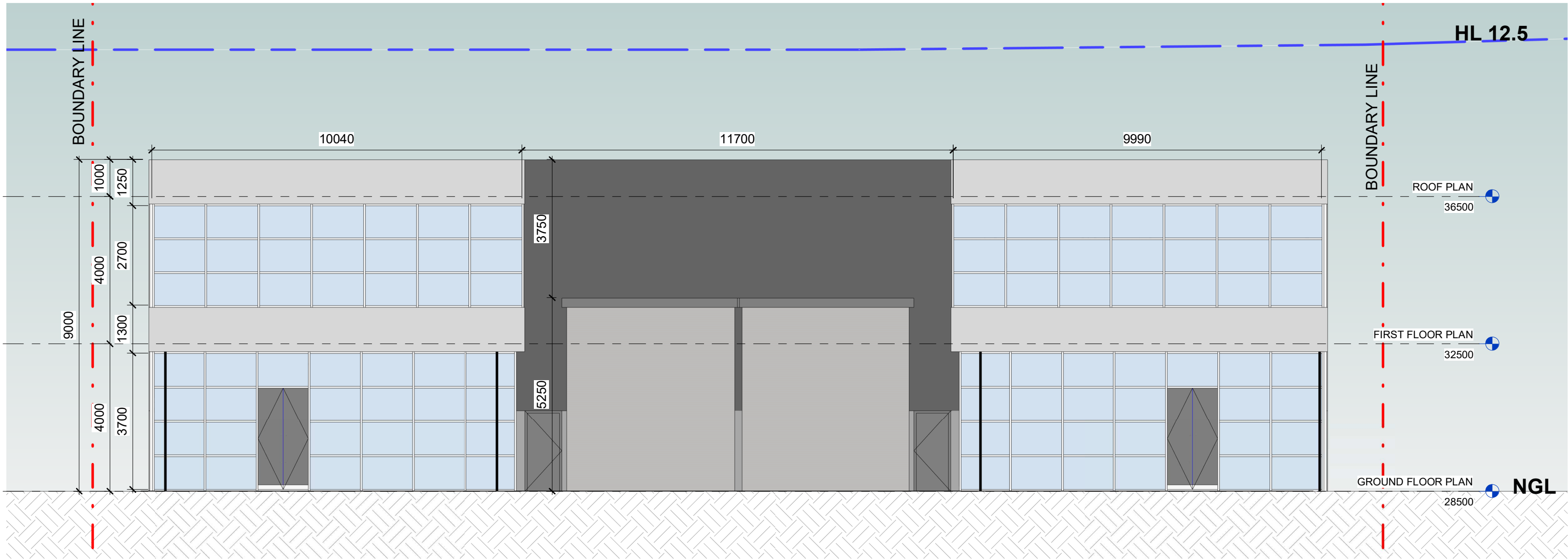


1
LOT 4101-2

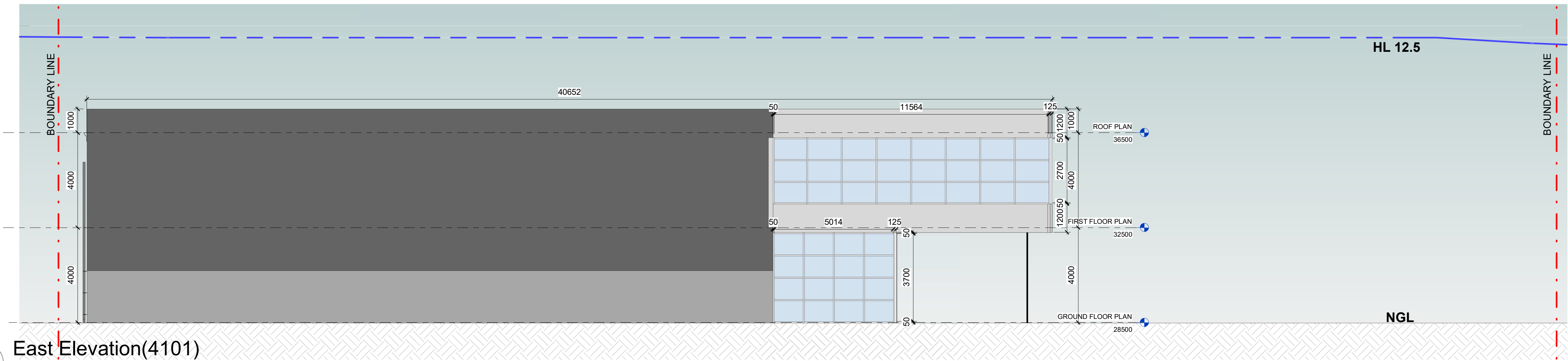
Ground Floor Plan LOT 4101

1 : 200

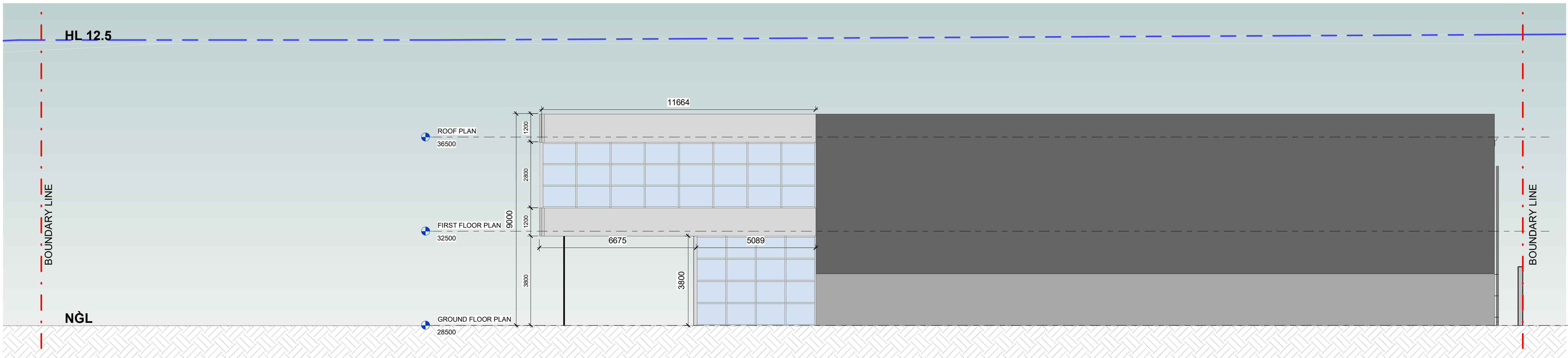
1
LOT 4101-4



3 North Elevation(4101)
1 : 100

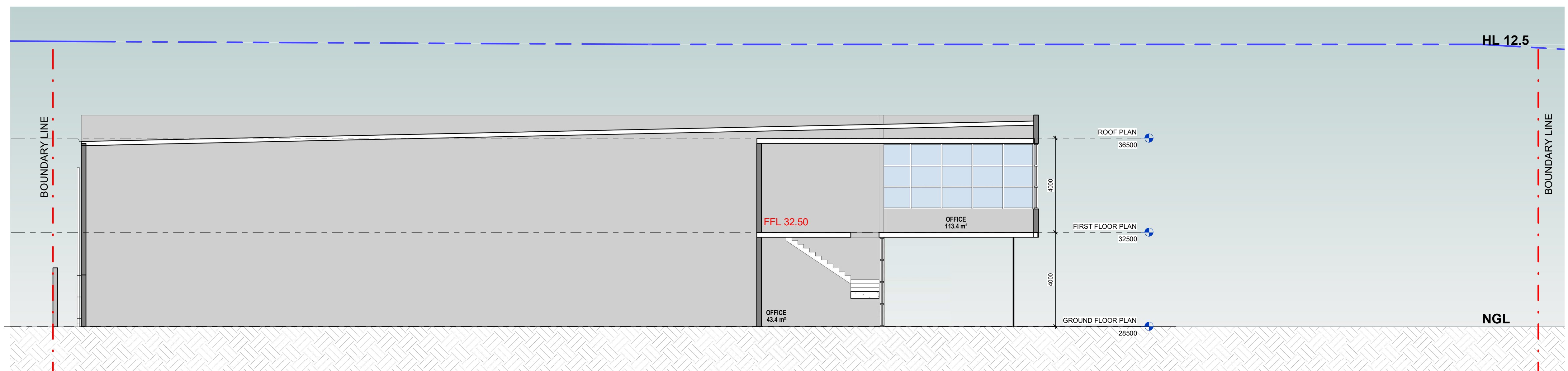
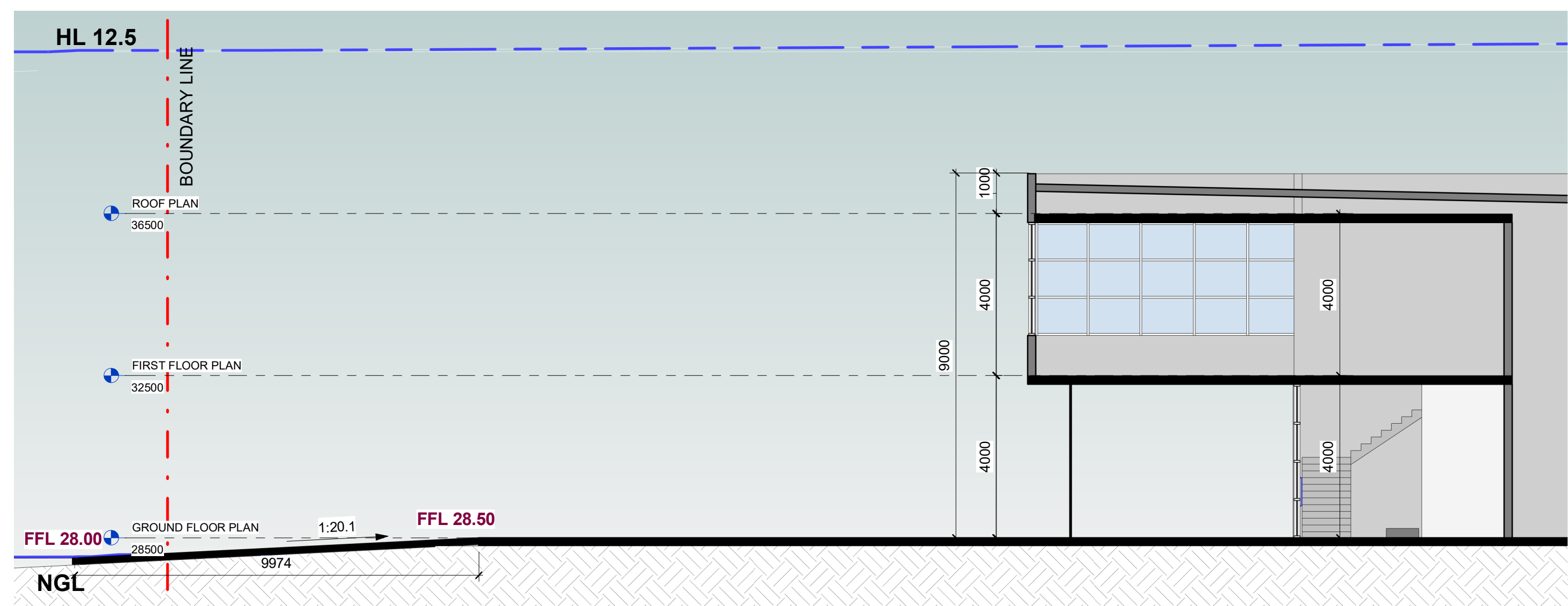


1 East Elevation(4101)
1 : 100



2 West Elevation(4101)
1 : 100

GENERAL NOTES:				NORTH:		PROJECT:		LOT NUMBER:		DRAWING TITLE:		PROJECT No.		DATE:		DRAWING No:		REV:		DA ISSUE	
THIS DRAWING IS THE EXCLUSIVE PROPERTY OF THE DEVELOPER & THE REPRODUCTION OF ANY PART WITHOUT THE PRIOR WRITTEN CONSENT OF THE DEVELOPER IS A VIOLATION OF APPLICABLE LAWS. IN NO EVENT SHALL THE DEVELOPER BE HELD LIABLE FOR SPECIAL, COLLATERAL, INCIDENTAL OR CONSEQUENTIAL LIABILITY IN CONNECTION WITH THE USE OF THIS DIGITAL DATA ONCE RELEASED FROM THE DEVELOPER'S OFFICE. THIS DRAWING IS TO BE READ & UNDERSTOOD IN CONJUNCTION WITH THE STRUCTURAL, MECHANICAL, ELECTRICAL & / OR ANY OTHER CONSULTANT'S DOCUMENTATION AS MAY BE APPLICABLE TO THE PROJECT PRIOR TO THE START OF ANY WORKS AND FOR ITS DURATION.				The Bathla Group 137 Gilba Road, Girraween NSW 2145 PO Box 270, Westworthville NSW 2145 Connect with us Building dreams together		16 Chapman St Werrington NSW 2747		4101		ELEVATIONS		Author		FEB 2022		SCALE: 1 : 100		LOT 4101-3		A	
ISSUE FOR DEVELOPMENT APPLICATION																					
REV DATE DESCRIPTION BY																					
A 03/2022																					

[illegible]

NORTH:



PROJECT:
16
Chapman St Werrington NSW 2747

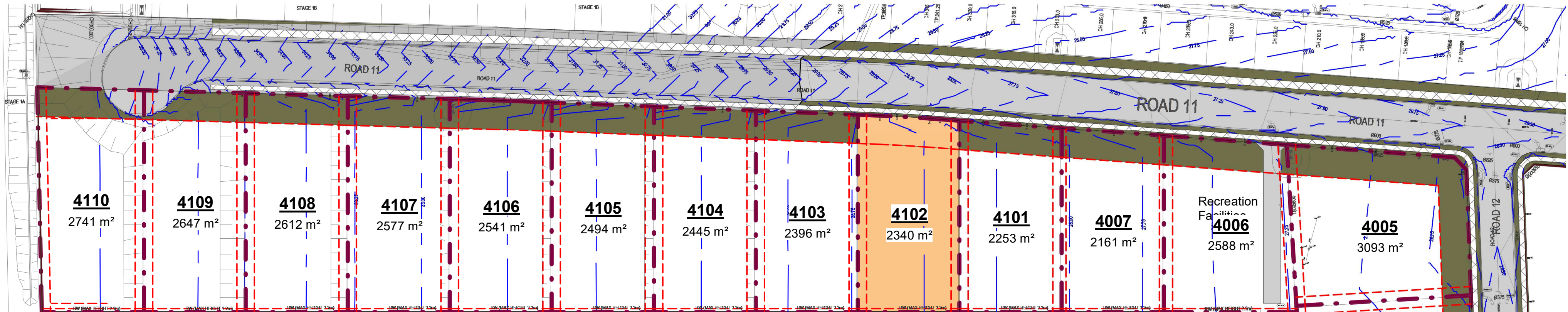
LOT NUMBER:
4101

DRAWING TITLE:

SECTIONS

PROJECT No. -	DATE: FEB 2022	DRAWING No: LOT 4101-4	REV: A
DRAWN BY: Author	SCALE: 1 : 100		ISSUED BY:

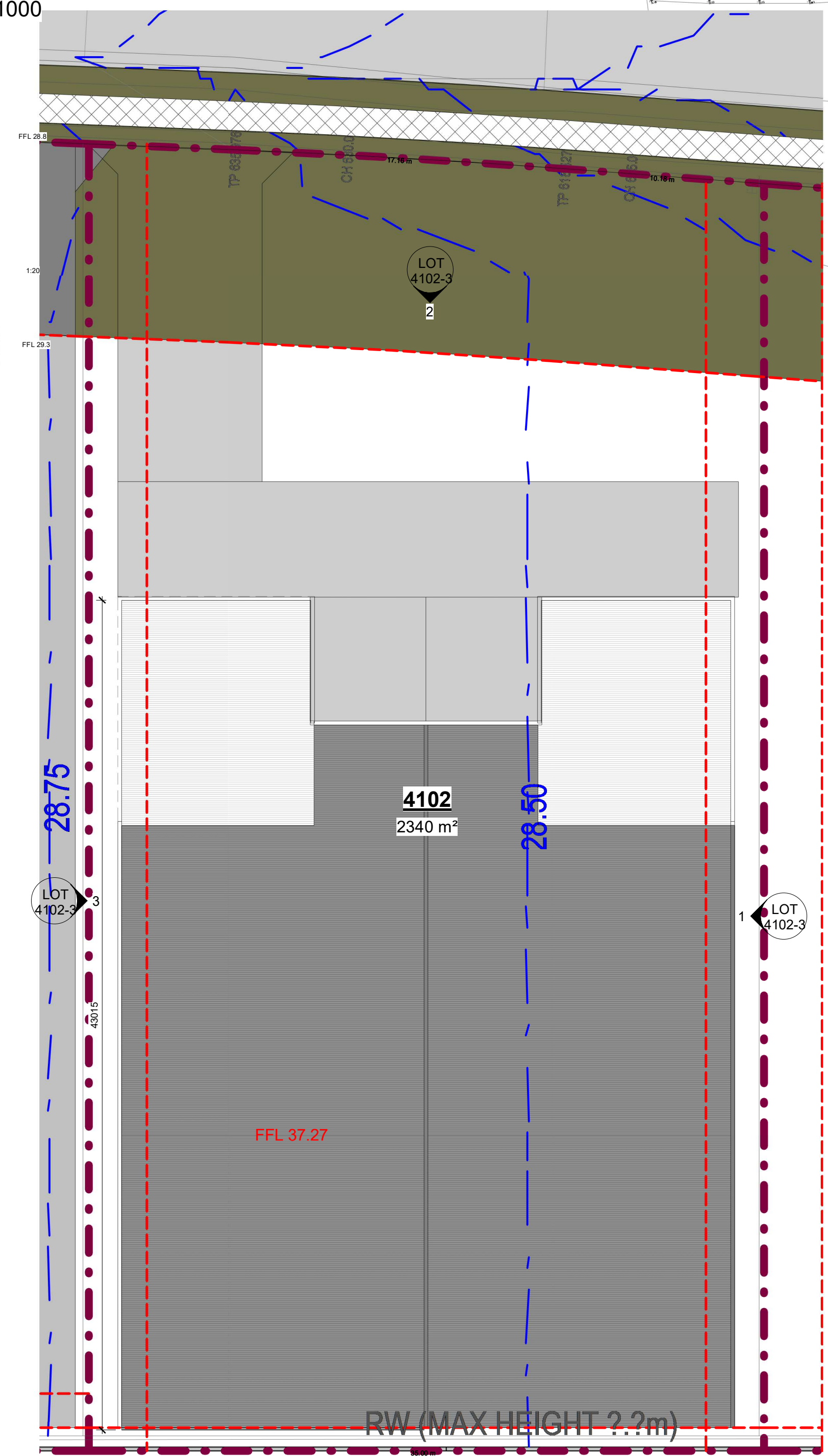
C:\Users\farf\Documents\Chapman St Werrington - Central_farf\KQ36.rvt



1
LOT 4102-1

SUBDIVISION PLAN LOT 4102

1 : 1000



2
LOT 4102-1

SITE Plan LOT 4102

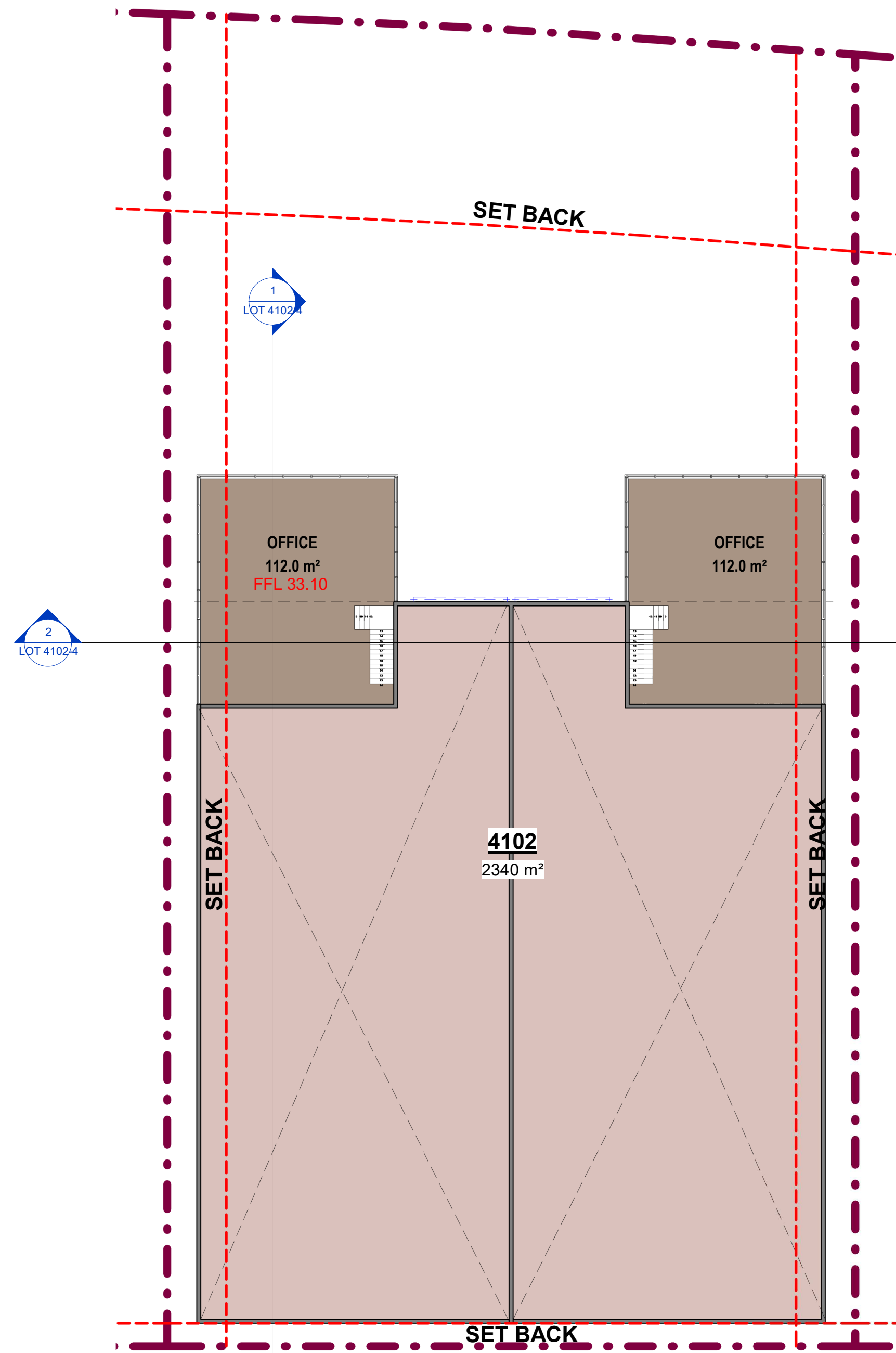
1 : 200

DEVELOPMENT SUMMARY

LOT 4102	Required BY: P.C. (Planning Control) A.D.G. (Apartment Design Guide)	REQUIREMENT	PROPOSED	COMPLIES
01. SITE AREA	-	-	(SITE AREA) 2340m ²	N/A
02. ZONE	P.C.	IN2	IN2	YES
03. BUILDING HEIGHT	P.C.	MAX 12.5m	9m	YES
04. NUMBER OF UNIT	P.C.		WAREHOUSE=2 OFFICE=2	YES
05. CAR SPACE	P.C.	1 SPACE PER 100m ² OF GROSS FLOOR AREA CAR SPACE REQUIRED = 14	CAR SPACE PROPOSED = 15	YES

Parking Schedule...	
Mark	Count
LOT 4102	15
Grand total: 15	

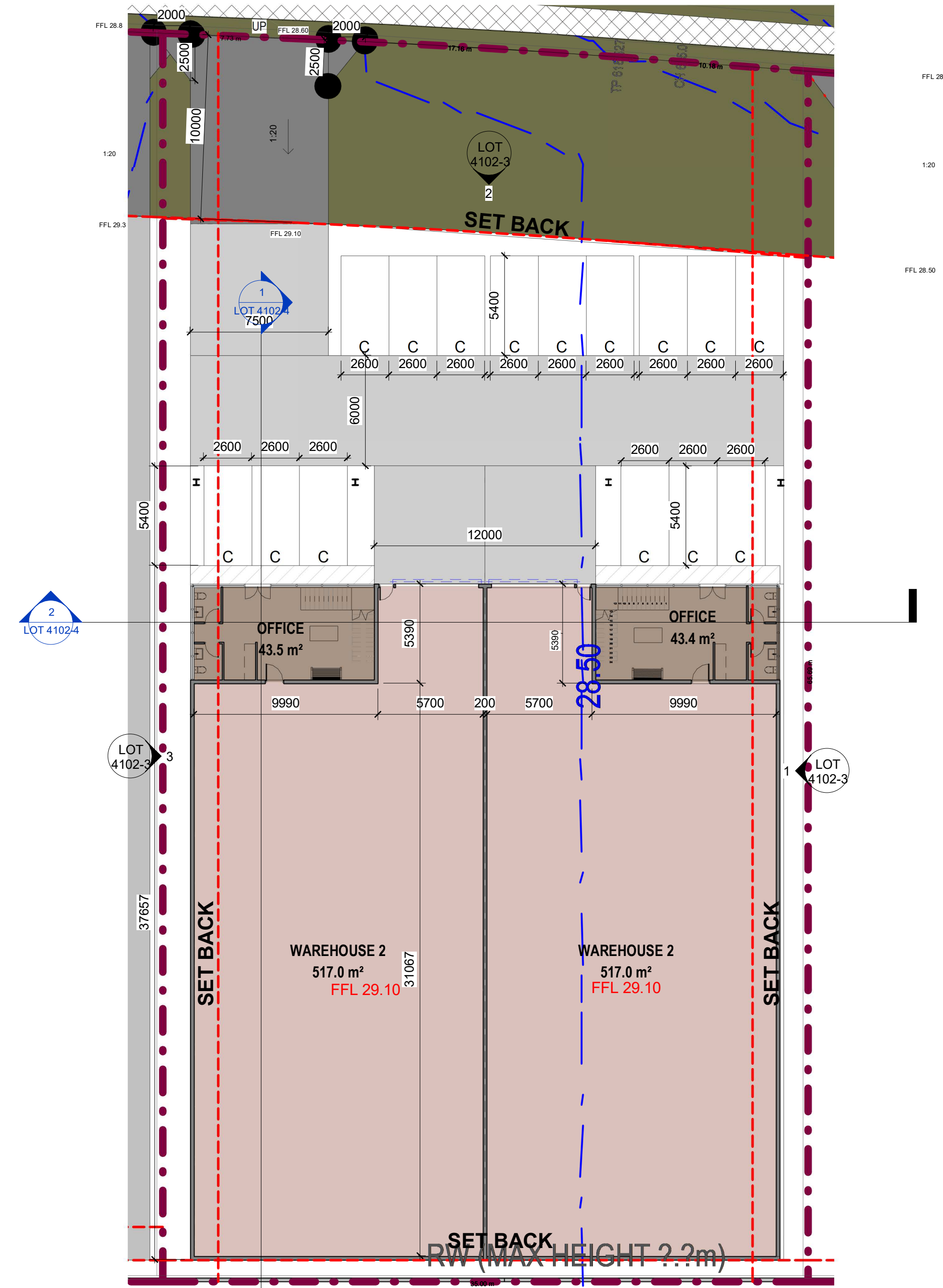
LOT 4102			
RVT Link: File Name	Name	Area	Level
LOT 4102	OFFICE	112.0 m ²	FIRST FLOOR PLAN
LOT 4102	OFFICE	112.0 m ²	FIRST FLOOR PLAN
LOT 4102	OFFICE	43.4 m ²	GROUND FLOOR PLAN
LOT 4102	OFFICE	43.5 m ²	GROUND FLOOR PLAN
LOT 4102	WAREHOUSE 2	517.0 m ²	GROUND FLOOR PLAN
LOT 4102	WAREHOUSE 2	517.0 m ²	GROUND FLOOR PLAN
LOT 4102: 6		1344.9 m ²	
Grand total: 6		1344.9 m ²	



2
LOT 4102-2

First Floor Plan (LOT 4102)

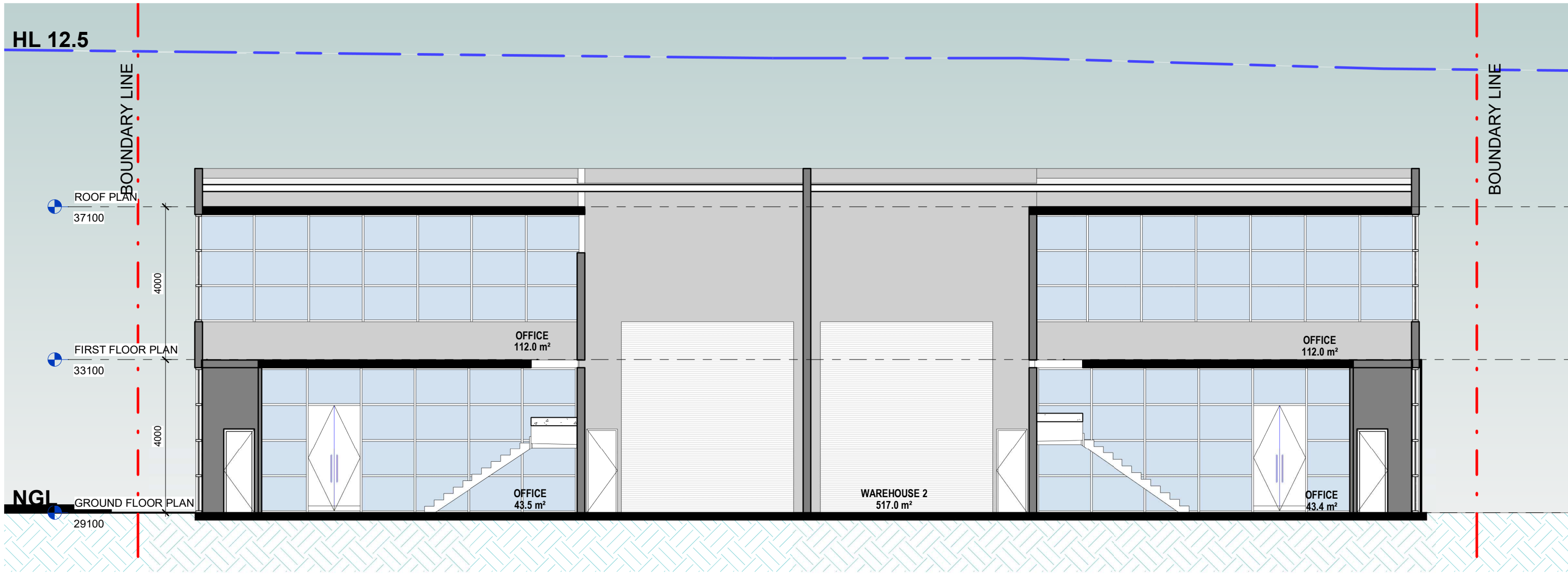
1 : 200



1
LOT 4102-1

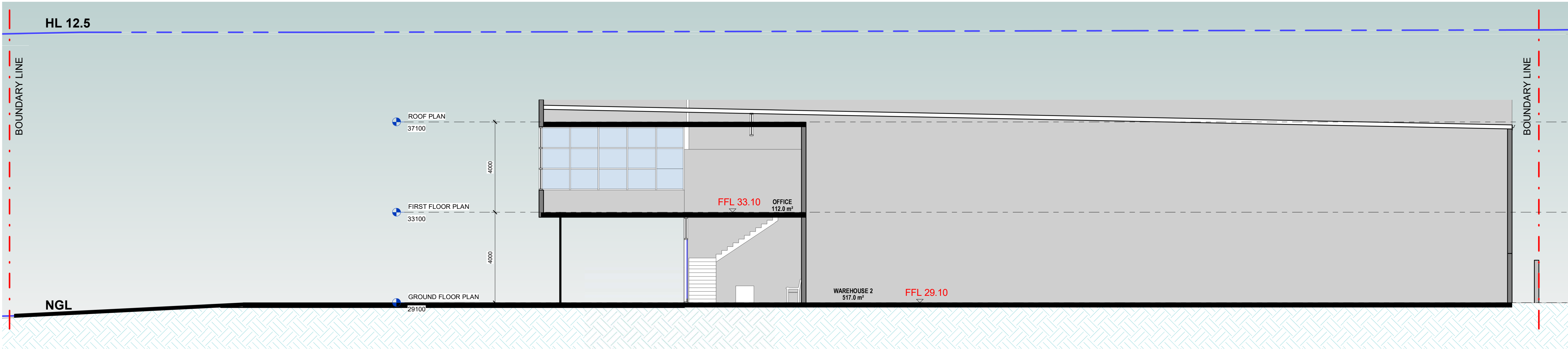
Ground Floor Plan LOT 4102 Copy 1

1 : 200



2
LOT 4102-4

Section A (LOT 4102)
1 : 100



1
LOT 4102-4

Section B (LOT 4102)
1 : 100

GENERAL NOTES:			
THIS DRAWING IS THE EXCLUSIVE PROPERTY OF THE DEVELOPER & THE REPRODUCTION OF ANY PART WITHOUT THE PRIOR WRITTEN CONSENT OF THE DEVELOPER IS A VIOLATION OF APPLICABLE LAWS. IN NO EVENT SHALL THE DEVELOPER BE HELD LIABLE FOR SPECIAL, COLLATERAL, INCIDENTAL, OR CONSEQUENTIAL LIABILITY IN CONNECTION WITH THE USE OF THIS DIGITAL DATA ONCE RELEASED FROM THE DEVELOPER'S OFFICE. THIS DRAWING IS TO BE READ & UNDERSTOOD IN CONJUNCTION WITH THE STRUCTURAL, MECHANICAL, ELECTRICAL & / OR ANY OTHER CONSULTANT'S DOCUMENTATION AS MAY BE APPLICABLE TO THE PROJECT PRIOR TO THE START OF ANY WORKS AND FOR ITS DURATION.			
REV	DATE	DESCRIPTION	BY
A	03/2022	ISSUE FOR DEVELOPMENT APPLICATION	

NORTH:



PROJECT:
16
Chapman St Werrington NSW 2747

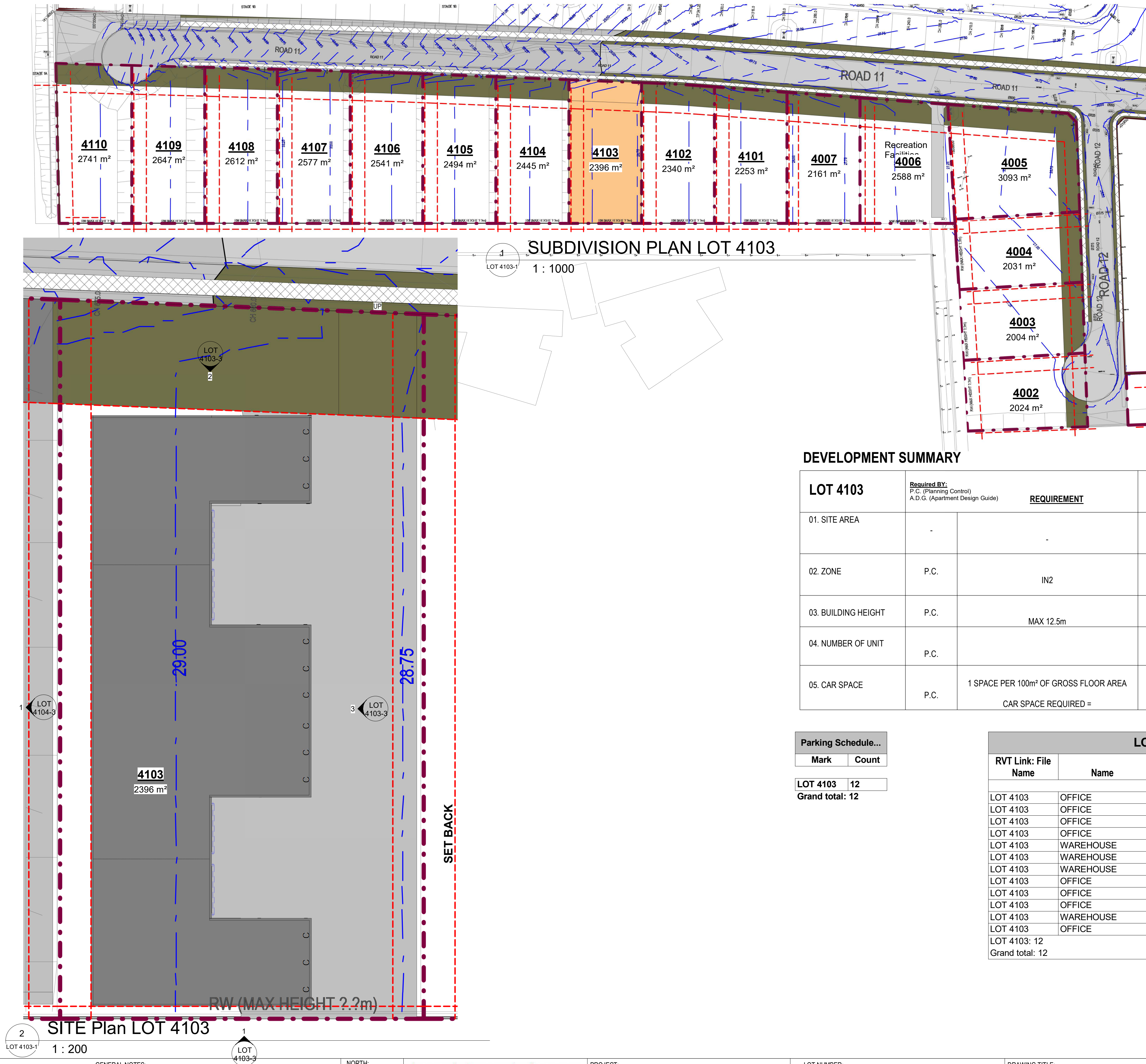
LOT NUMBER:
4102

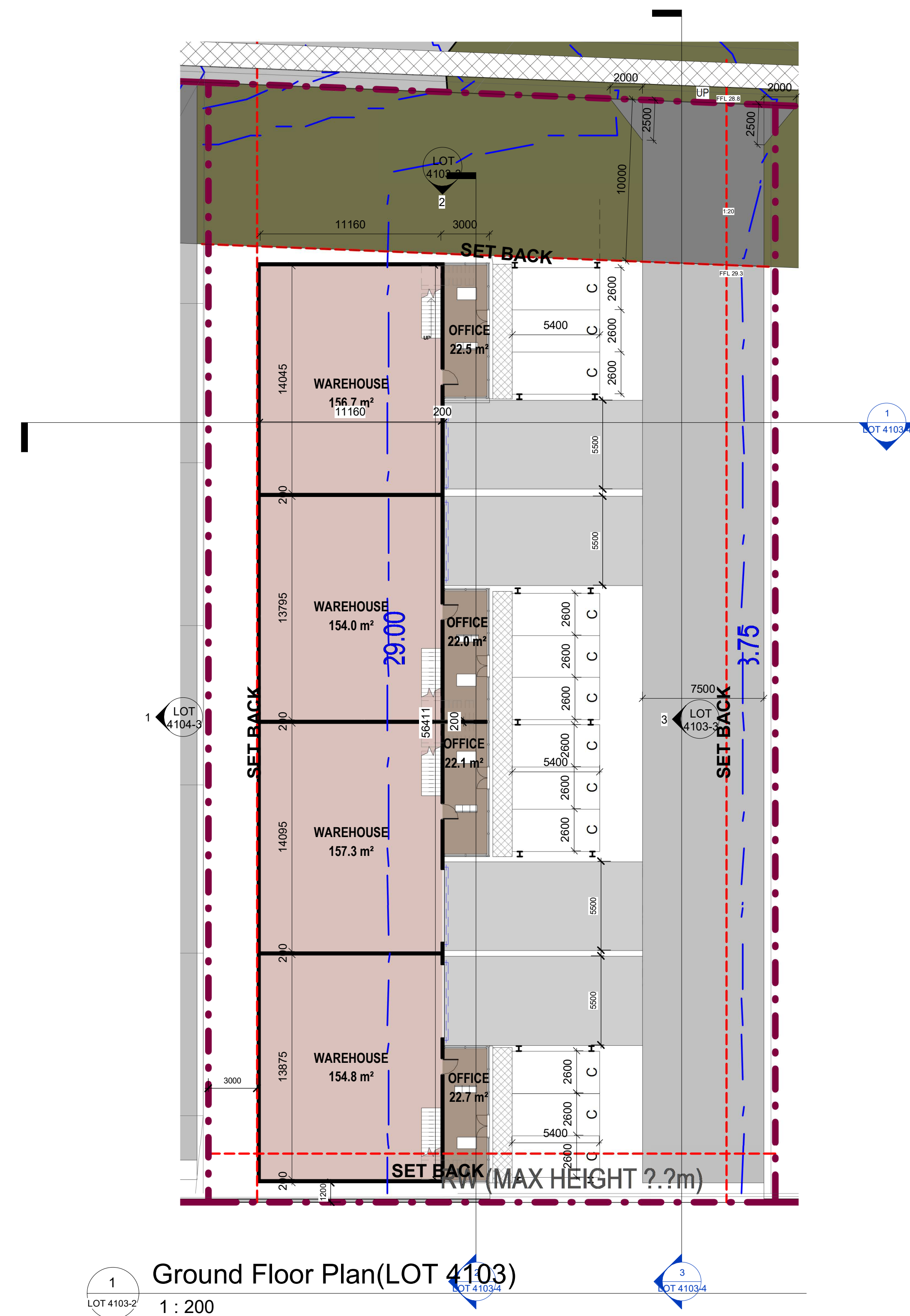
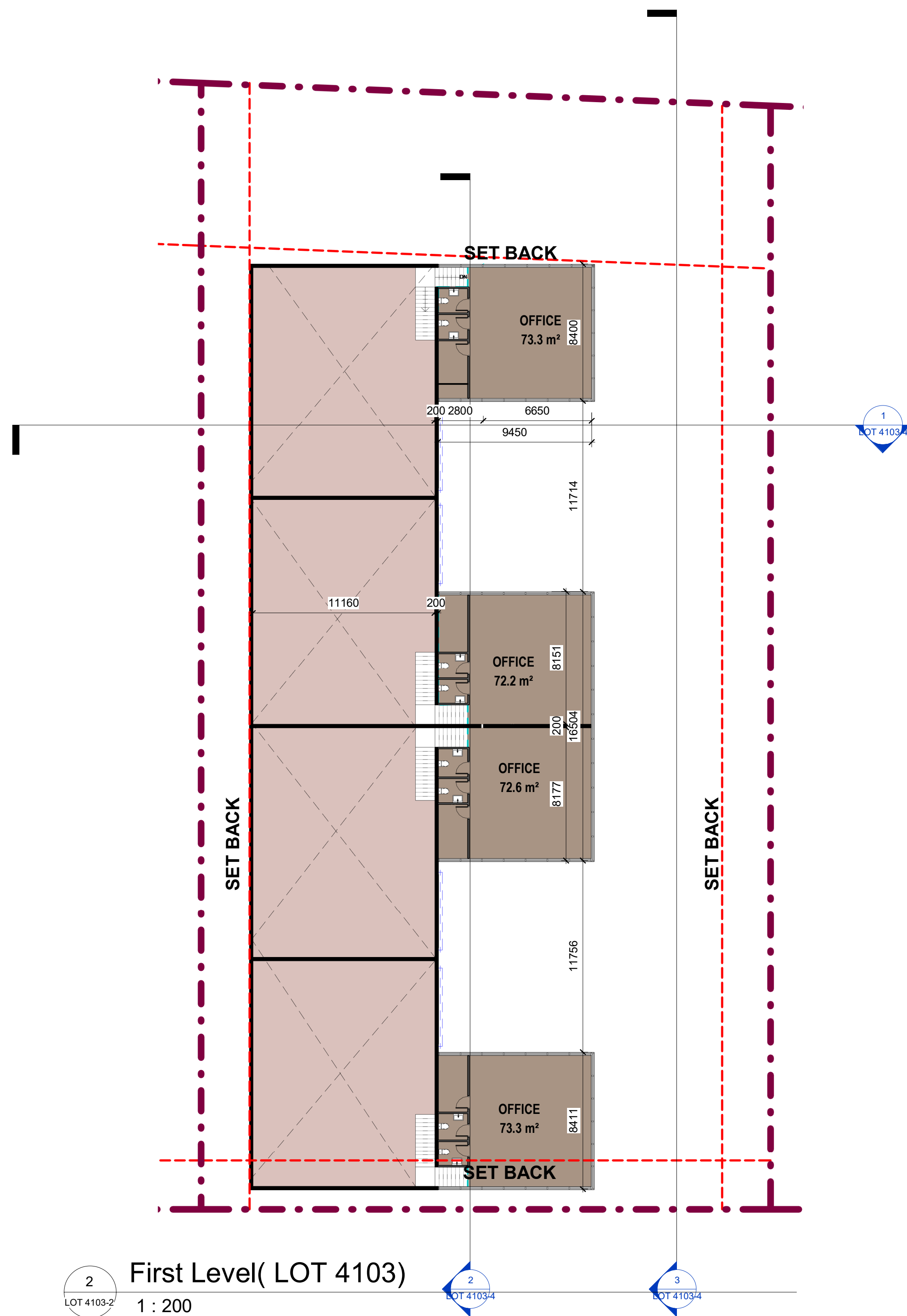
DRAWING TITLE:

SECTIONS

PROJECT No.		DATE		DRAWING No.		REV.	
		FEB 2022		LOT		A	
DRAWN BY:		SCALE:		4102-4		ISSUED BY:	
Author		1 : 100					

C:\Users\fan\Documents\Chapman St Werrington - Central_fan\7KQ36.rvt

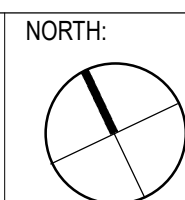




A	03/2022	ISSUE FOR DEVELOPMENT APPLICATION	
REV	DATE	DESCRIPTION	BY

GENERAL NOTES:

THIS DRAWING IS THE EXCLUSIVE PROPERTY OF THE DEVELOPER & THE REPRODUCTION OF ANY PART WITHOUT THE PRIOR WRITTEN CONSENT OF THE DEVELOPER IS A VIOLATION OF APPLICABLE LAWS. IN NO EVENT SHALL THE DEVELOPER BE HELD LIABLE FOR SPECIAL COLLATERAL, INCIDENTAL OR CONSEQUENTIAL LIABILITY IN CONNECTION WITH THE USE OF THIS DIGITAL DATA ONCE RELEASED FROM THE DEVELOPERS OFFICE. THIS DRAWING IS TO BE READ & UNDERSTOOD IN CONJUNCTION WITH THE STRUCTURAL, MECHANICAL, ELECTRICAL & /OR ANY OTHER CONSULTANTS DOCUMENTATION AS MAY BE APPLICABLE TO THE PROJECT PRIOR TO THE START OF ANY WORKS AND FOR ITS DURATION.



☎ 02 9636 2465 | ☎ 02 9688 4762 | 🌐 www.bathla.com.au
 The **Bathla** Group
 📍 137 Gilba Road, Girraween NSW 2145
 📍 PO Box 270, Wentworthville NSW 2145
 📱 Connect with us
 “Building dreams together”

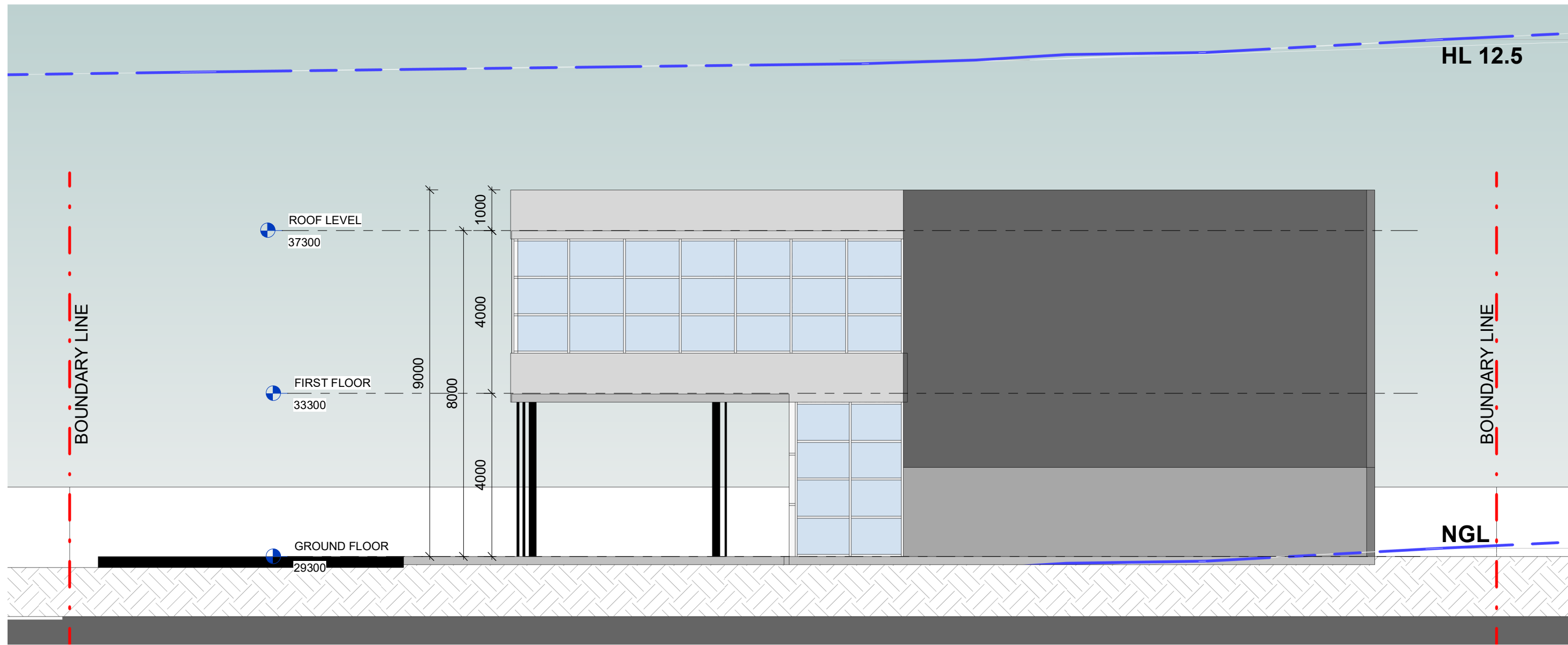
PROJECT:
16
Chapman St Werrington NSW 2747

LOT NUMBER:
4103

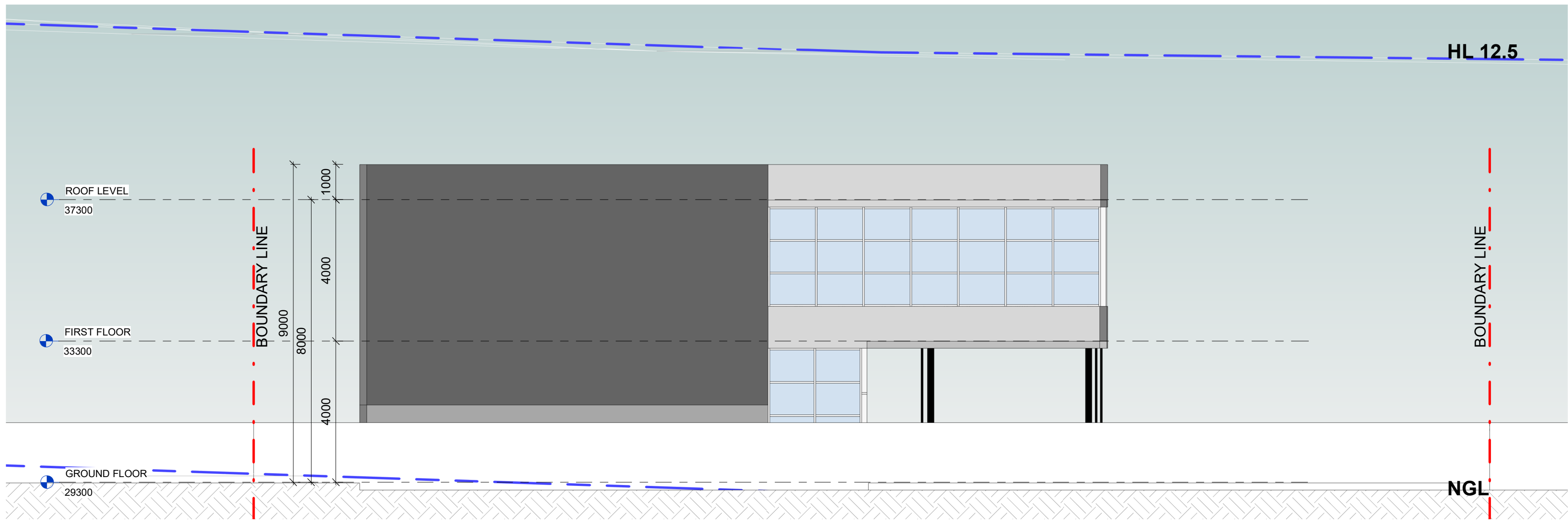
DRAWING TITLE:

PLANS

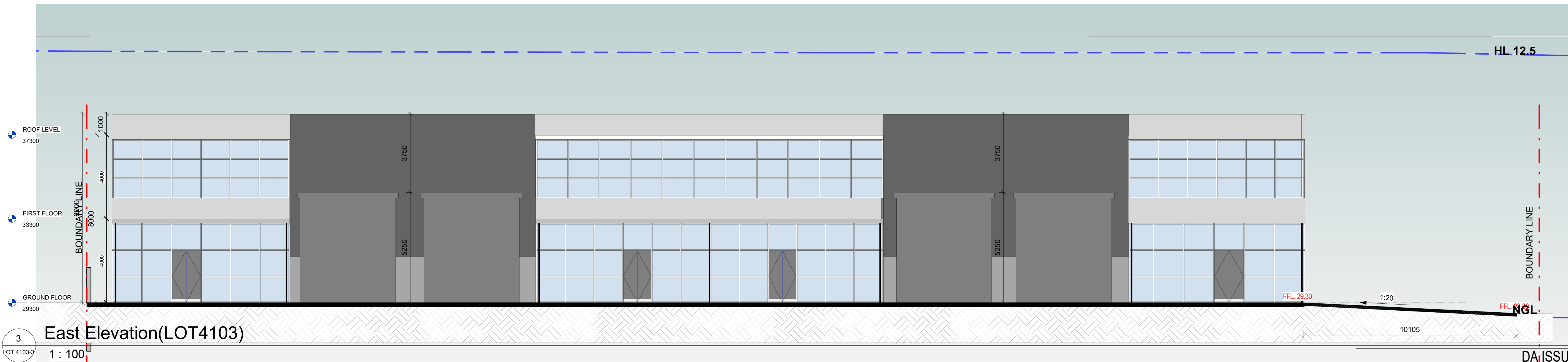
DA ISSUE			
PROJECT No. -	DATE: FEB 2022	<u>DRAWING No:</u> LOT 4103-2	<u>REV:</u> A
DRAWN BY: Author	SCALE: 1 : 200		<u>ISSUED BY:</u>
C:\Users\far1\Documents\Chapman St Werrington - Central_fari\7KQ36.rvt			



2
LOT 4103-3
North Elevation (LOT 4103)
1 : 100



1
LOT 4103-3
South Elevation (LOT 4103)
1 : 100



3
LOT 4103-3
East Elevation (LOT 4103)
1 : 100

GENERAL NOTES:				PROJECT:		LOT NUMBER:		DRAWING TITLE:		PROJECT No.		DATE:		DRAWING No.		REV:	
THIS DRAWING IS THE EXCLUSIVE PROPERTY OF THE DEVELOPER & THE REPRODUCTION OF ANY PART WITHOUT THE PRIOR WRITTEN CONSENT OF THE DEVELOPER IS A VIOLATION OF APPLICABLE LAWS. IN NO EVENT SHALL THE DEVELOPER BE HELD LIABLE FOR SPECIAL, COLLATERAL, INCIDENTAL OR CONSEQUENTIAL LIABILITY IN CONNECTION WITH THE USE OF THIS DIGITAL DATA ONCE RELEASED FROM THE DEVELOPER'S OFFICE. THIS DRAWING IS TO BE READ & UNDERSTOOD IN CONJUNCTION WITH THE STRUCTURAL, MECHANICAL, ELECTRICAL & / OR ANY OTHER CONSULTANT'S DOCUMENTATION AS MAY BE APPLICABLE TO THE PROJECT PRIOR TO THE START OF ANY WORKS AND FOR ITS DURATION.				16		4103		ELEVATIONS		-		FEB 2022		LOT 4103-3		A	
A				Chapman St Werrington NSW 2747						Author		SCALE: 1 : 100				ISSUED BY:	
REV DATE DESCRIPTION BY				03/2022 ISSUE FOR DEVELOPMENT APPLICATION													

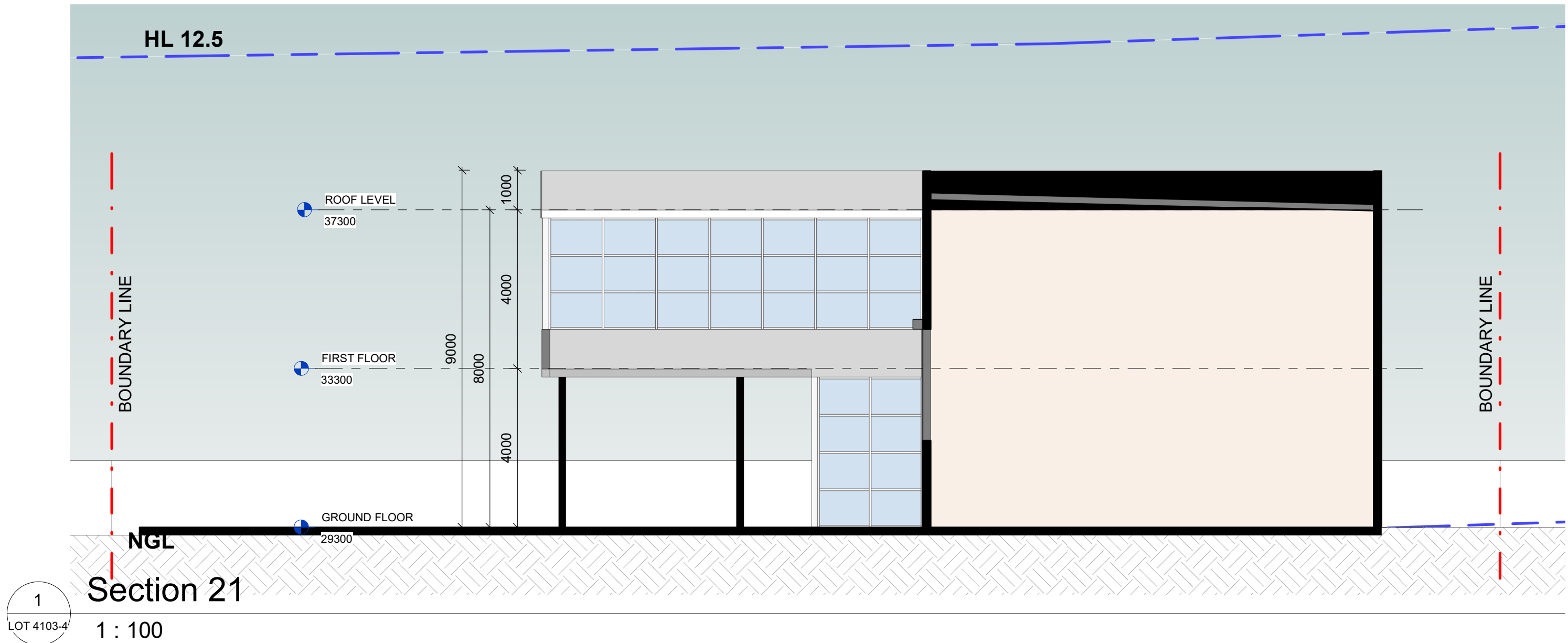
02 9636 2465
The Bathla Group
Connect with us

02 9688 4762
137 Gilba Road, Girraween NSW 2145
PO Box 270, Wentworthville NSW 2145
Building dreams together

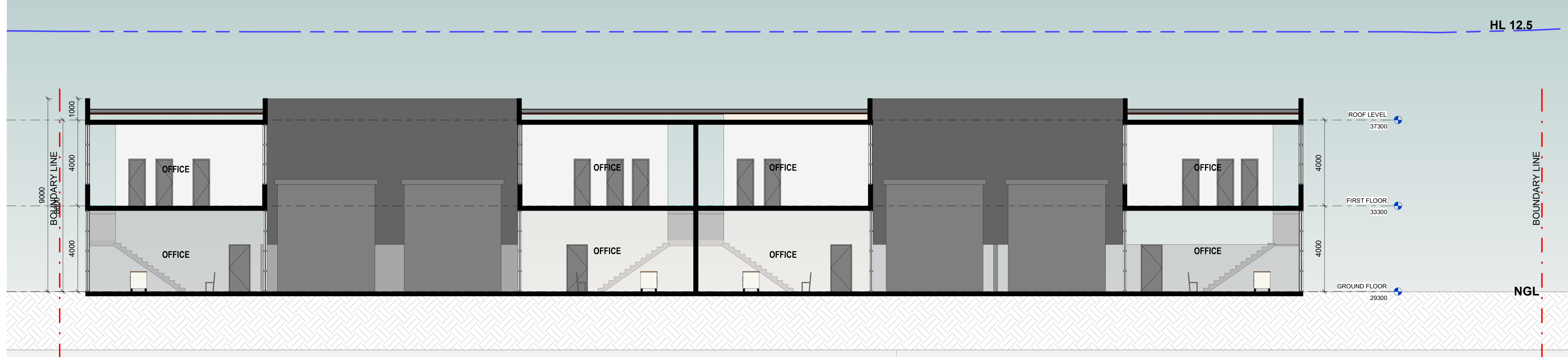
www.bathla.com.au

15/03/2022 10:50:29 AM

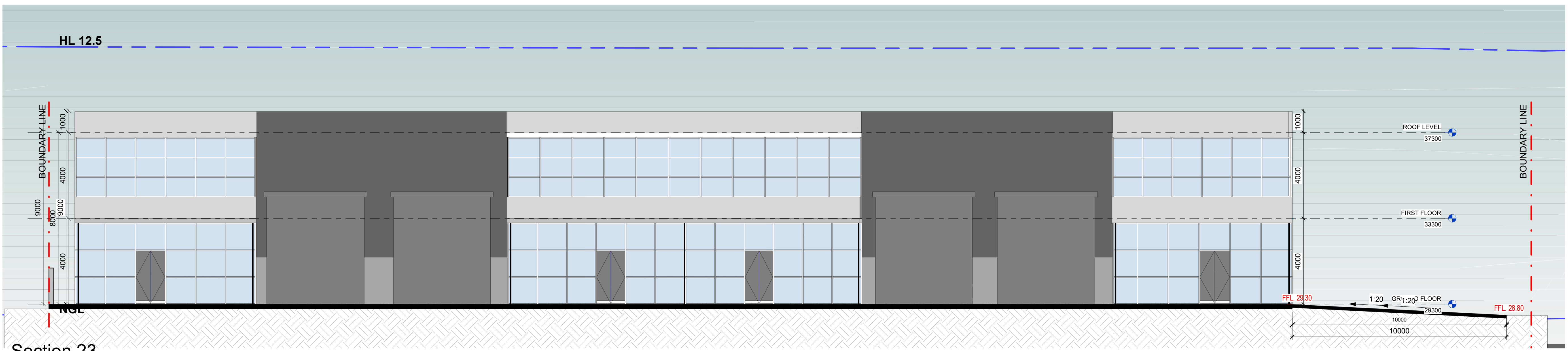
C:\Users\fan\Documents\Chapman St Werrington - Central_fan\7KQ36.rvt



1
Section 21
1 : 100

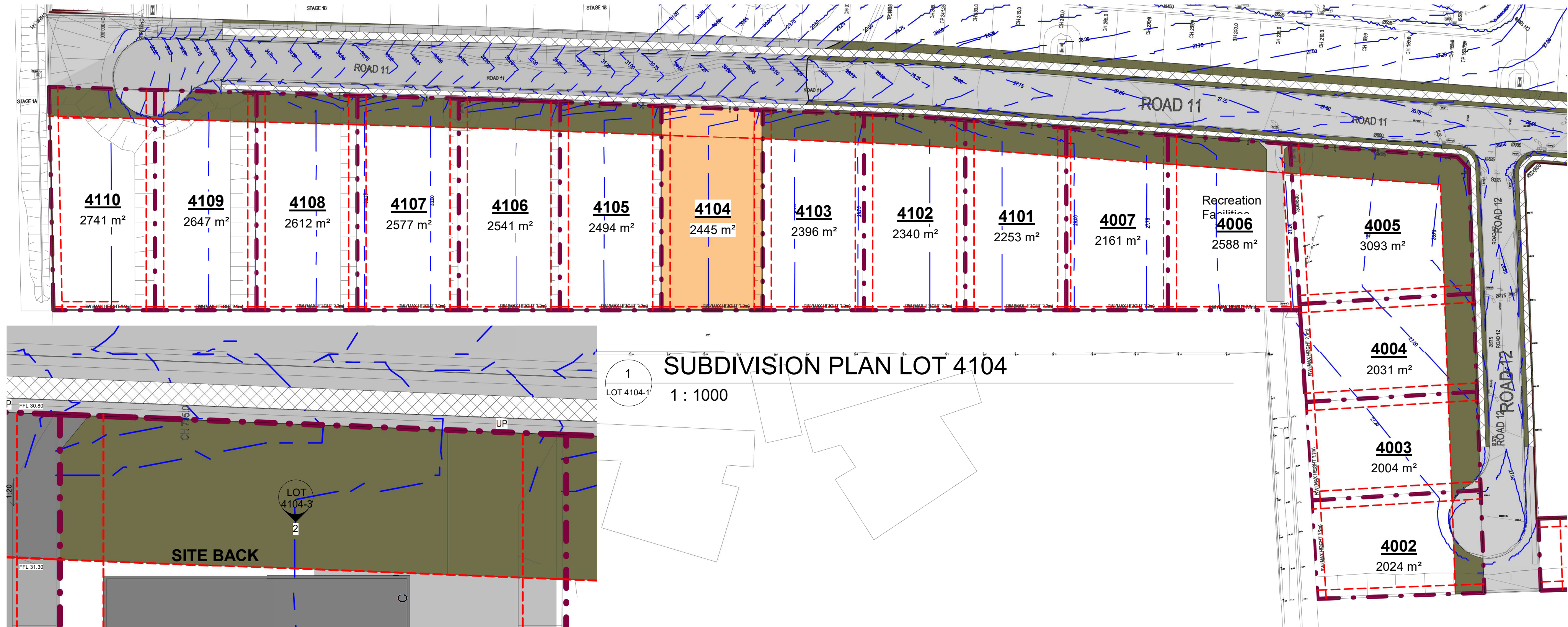


2
Section 22
1 : 100

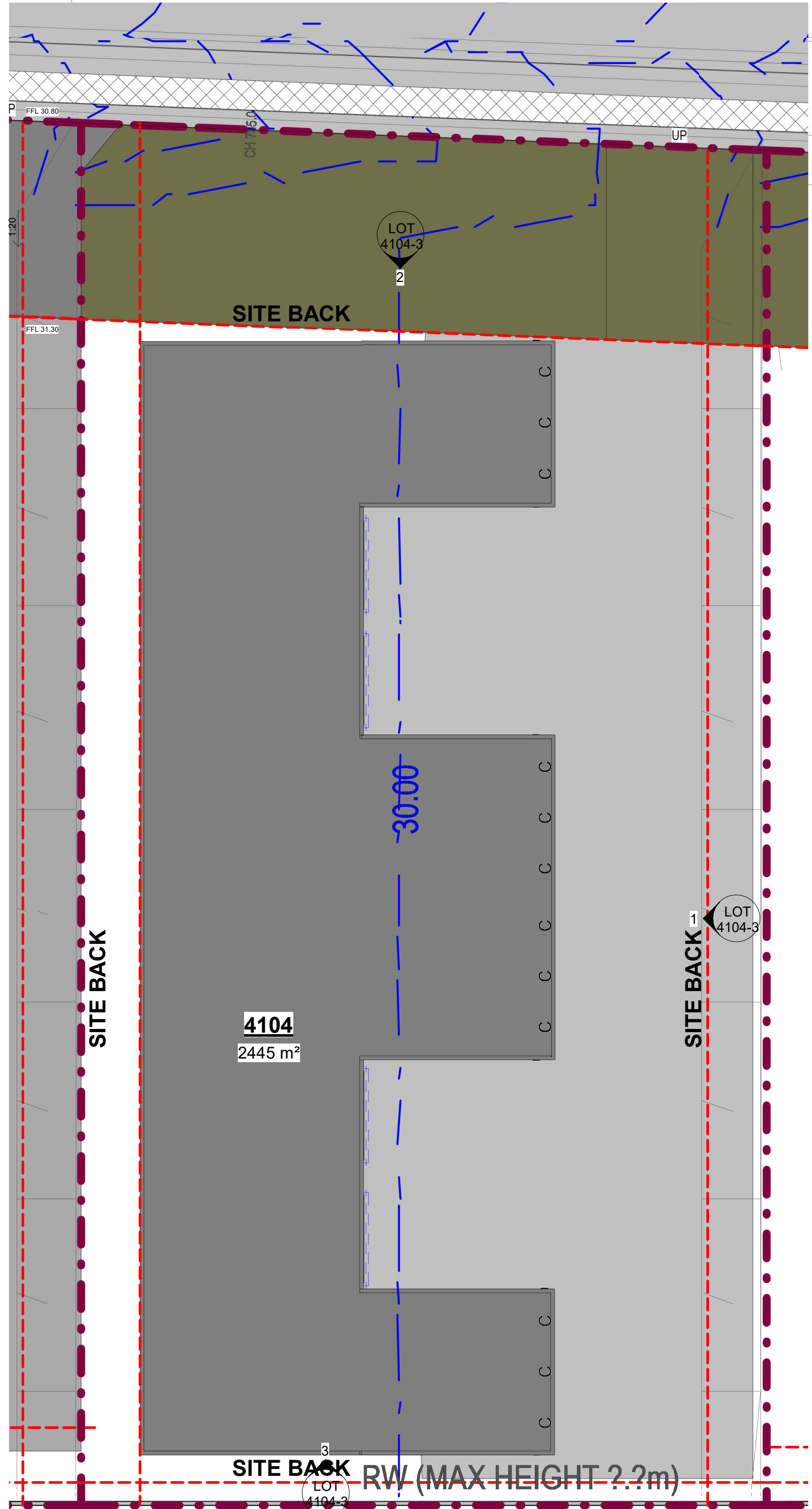


3
Section 23
1 : 100

GENERAL NOTES:				NORTH:				PROJECT:				LOT NUMBER:				DRAWING TITLE:				DA ISSUE			
THIS DRAWING IS THE EXCLUSIVE PROPERTY OF THE DEVELOPER & THE REPRODUCTION OF ANY PART WITHOUT THE PRIOR WRITTEN CONSENT OF THE DEVELOPER IS A VIOLATION OF APPLICABLE LAWS. IN NO EVENT SHALL THE DEVELOPER BE HELD LIABLE FOR SPECIAL, COLLATERAL, INCIDENTAL OR CONSEQUENTIAL LIABILITY IN CONNECTION WITH THE USE OF THIS DIGITAL DATA ONCE RELEASED FROM THE DEVELOPER'S OFFICE. THIS DRAWING IS TO BE READ & UNDERSTOOD IN CONJUNCTION WITH THE STRUCTURAL, MECHANICAL, ELECTRICAL & / OR ANY OTHER CONSULTANT'S DOCUMENTATION AS MAY BE APPLICABLE TO THE PROJECT PRIOR TO THE START OF ANY WORKS AND FOR ITS DURATION.				02 9636 2465 02 9688 4762 www.bathla.com.au				16 Chapman St Werrington NSW 2747				4103				SECTIONS				PROJECT No. DATE FEB 2022 DRAWING No. LOT 4103-4 REV. A			
A 03/2022 ISSUE FOR DEVELOPMENT APPLICATION				The Bathla Group 137 Gilba Road, Girraween NSW 2145 PO Box 270, Wentworthville NSW 2145				10000 10000				1:20 GR 1:20 FLOOR				DRAWN BY: Author SCALE: 1 : 100				ISSUED BY:			
REV DATE DESCRIPTION BY				f Connect with us "Building dreams together"				FEB 2022				FEB 2022				10000				C:\Users\fan\Documents\Chapman St Werrington - Central_fan\7KQ36.rvt			



1 SUBDIVISION PLAN LOT 4104
1 : 1000



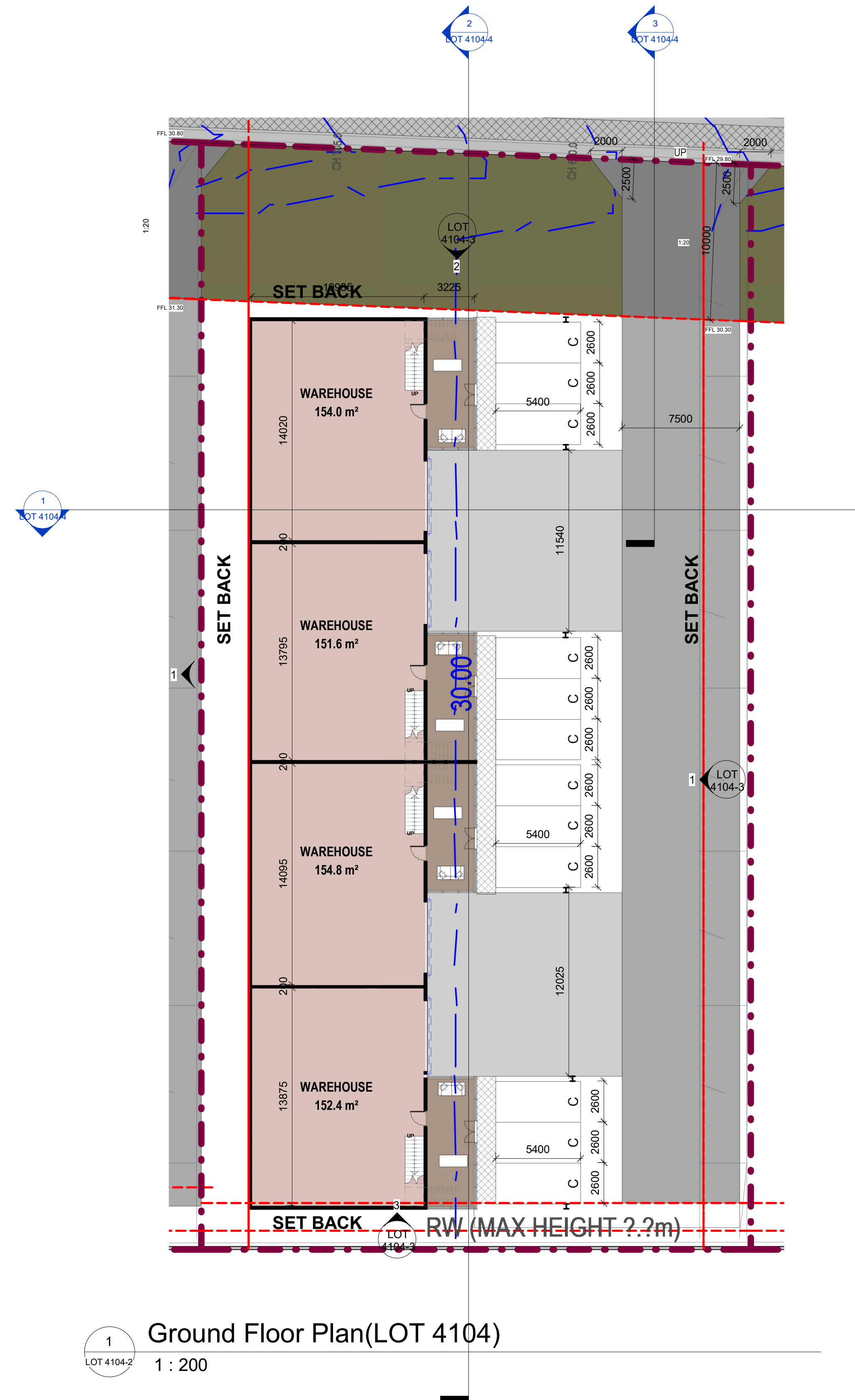
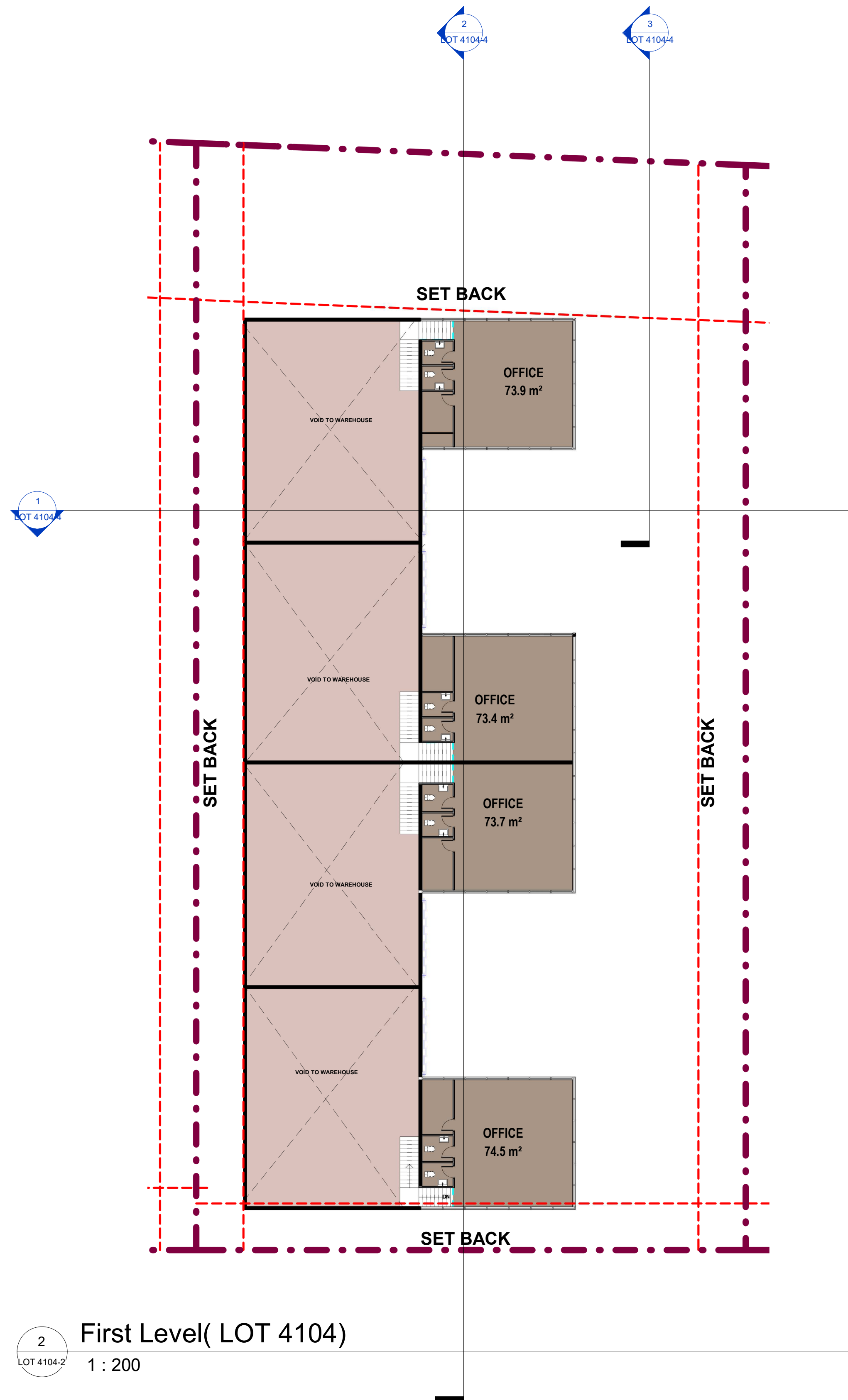
2 Site Plan LOT 4104
1 : 200

DEVELOPMENT SUMMARY

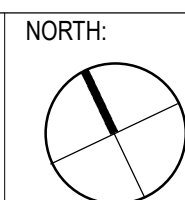
LOT 4104	Required BY: P.C. (Planning Control) A.D.G. (Apartment Design Guide)	REQUIREMENT	PROPOSED	COMPLIES
01. SITE AREA	-	-	(SITE AREA) 2445m²	N/A
02. ZONE	P.C.	IN2	IN2	YES
03. BUILDING HEIGHT	P.C.	MAX 12.5m	9m	YES
04. NUMBER OF UNIT	P.C.		WAREHOUSE=4 OFFICE=8	YES
05. CAR SPACE	P.C.	1 SPACE PER 100m² OF GROSS FLOOR AREA CAR SPACE REQUIRED = 13	CAR SPACE PROPOSED = 12	YES

Parking Schedule...	
Mark	Count
LOT 4104	12
Grand total: 12	

LOT 4104			
RVT Link: File Name	Name	Area	Level
LOT 4104	OFFICE	73.7 m²	FIRST FLOOR
LOT 4104	OFFICE	74.5 m²	FIRST FLOOR
LOT 4104	OFFICE	73.9 m²	FIRST FLOOR
LOT 4104	OFFICE	73.4 m²	FIRST FLOOR
LOT 4104	WAREHOUSE	154.8 m²	GROUND FLOOR
LOT 4104	WAREHOUSE	151.6 m²	GROUND FLOOR
LOT 4104	WAREHOUSE	154.0 m²	GROUND FLOOR
LOT 4104	OFFICE	25.7 m²	GROUND FLOOR
LOT 4104	WAREHOUSE	152.4 m²	GROUND FLOOR
LOT 4104	OFFICE	25.1 m²	GROUND FLOOR
LOT 4104	OFFICE	25.2 m²	GROUND FLOOR
LOT 4104	OFFICE	25.8 m²	GROUND FLOOR
LOT 4104: 12		1010.0 m²	
Grand total: 12		1010.0 m²	



				GENERAL NOTES:	
				THIS DRAWING IS THE EXCLUSIVE PROPERTY OF THE DEVELOPER & THE REPRODUCTION OF ANY PART WITHOUT THE PRIOR WRITTEN CONSENT OF THE DEVELOPER IS A VIOLATION OF APPLICABLE LAWS. IN NO EVENT SHALL THE DEVELOPER BE HELD LIABLE FOR SPECIAL, COLLATERAL, INCIDENTAL OR CONSEQUENTIAL LIABILITY IN CONNECTION WITH THE USE OF THIS DIGITAL DATA ONCE RELEASED FROM THE DEVELOPER'S OFFICE. THIS DRAWING IS TO BE READ & UNDERSTOOD IN CONJUNCTION WITH THE STRUCTURAL, MECHANICAL, ELECTRICAL & / OR ANY OTHER CONSULTANT'S DOCUMENTATION AS MAY BE APPLICABLE TO THE PROJECT PRIOR TO THE START OF ANY WORKS AND FOR ITS DURATION.	
A	03/2022	ISSUE FOR DEVELOPMENT APPLICATION			
REV	DATE	DESCRIPTION		BY	



02 9636 2465 | 02 9688 4762 | www.bathla.com.au

The **Bathla** Group

137 Gilba Road, Girraween NSW 2145
PO Box 279, Wentworthville NSW 2145

Connect with us

“Building dreams together”

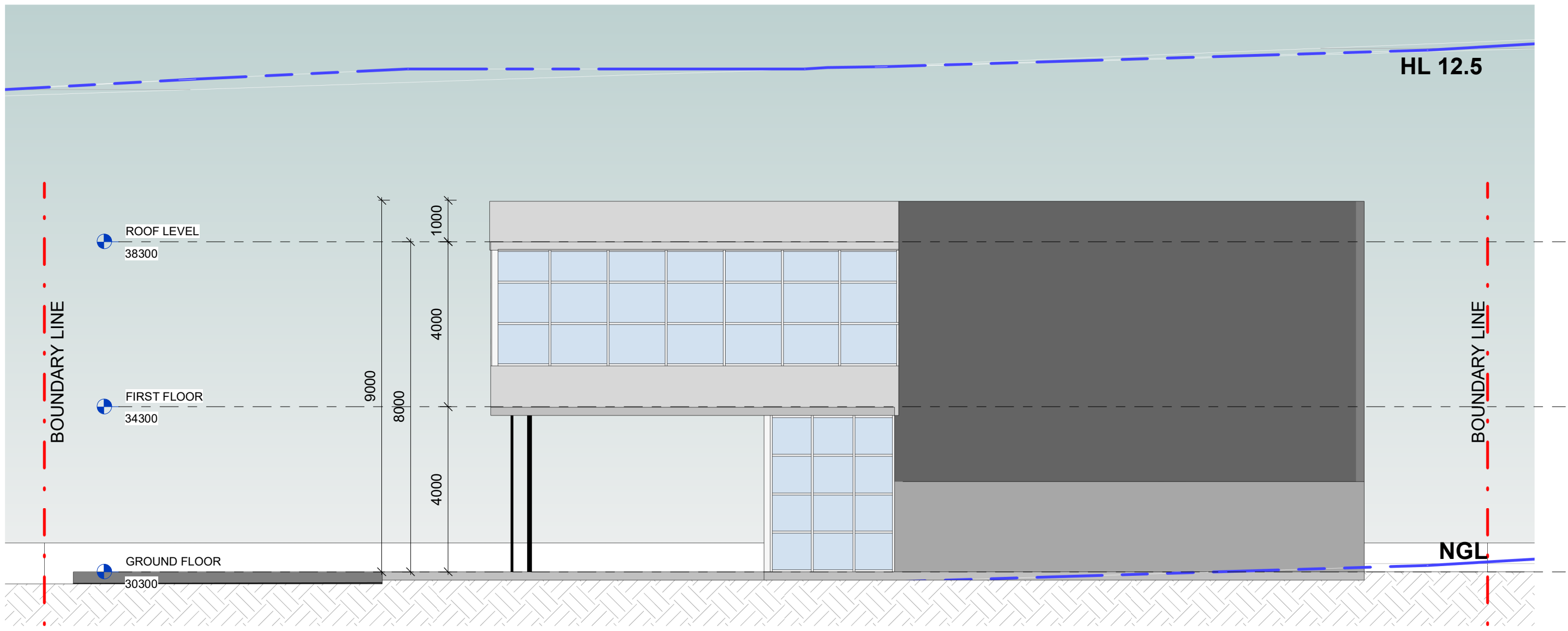
PROJECT:
16
Chapman St Werrington NSW 2747

LOT NUMBER:
4104

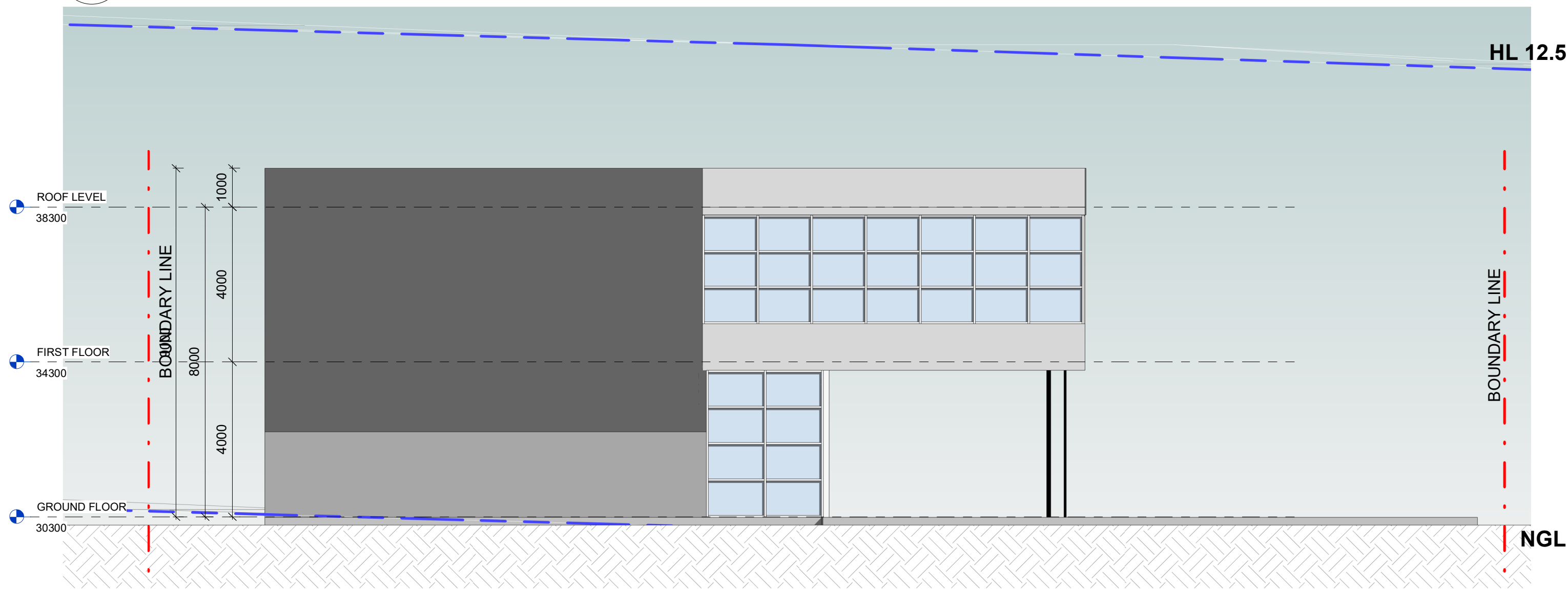
DRAWING TITLE:

PLANS

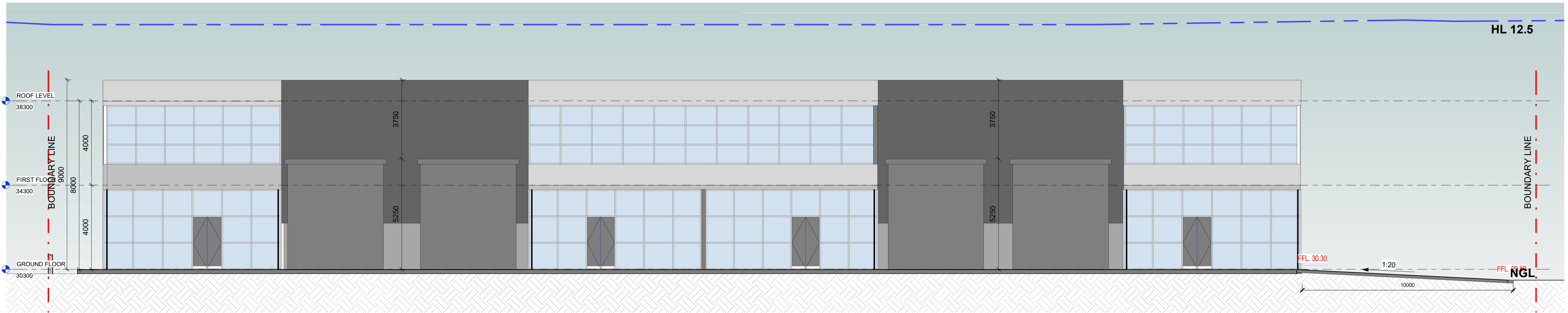
DA ISSUE			
PROJECT No. -	DATE: FEB 2022	<u>DRAWING No:</u> LOT 4104-2	<u>REV:</u> A
DRAWN BY: Author	SCALE: 1 : 200		<u>ISSUED BY:</u>
C:\Users\far1\Documents\Chapman St Werrington - Central_far1\7KQ36.rvt			



2 North Elevation(LOT 4104)
1 : 100



3 South Elevation(LOT 4104)
1 : 100



1 East Elevation(LOT 4104)
1 : 100

GENERAL NOTES:			
THIS DRAWING IS THE EXCLUSIVE PROPERTY OF THE DEVELOPER & THE REPRODUCTION OF ANY PART WITHOUT THE PRIOR WRITTEN CONSENT OF THE DEVELOPER IS A VIOLATION OF APPLICABLE LAWS. IN NO EVENT SHALL THE DEVELOPER BE HELD LIABLE FOR SPECIAL, COLLATERAL, INCIDENTAL OR CONSEQUENTIAL LIABILITY IN CONNECTION WITH THE USE OF THIS DIGITAL DATA ONCE RELEASED FROM THE DEVELOPER'S OFFICE. THIS DRAWING IS TO BE READ & UNDERSTOOD IN CONJUNCTION WITH THE STRUCTURAL, MECHANICAL, ELECTRICAL & / OR ANY OTHER CONSULTANT'S DOCUMENTATION AS MAY BE APPLICABLE TO THE PROJECT PRIOR TO THE START OF ANY WORKS AND FOR ITS DURATION.			
REV	DATE	DESCRIPTION	BY
A	03/2022	ISSUE FOR DEVELOPMENT APPLICATION	

NORTH:

02 9636 2465
The Bathia Group
f Connect with us

02 9688 4762
137 Gilba Road, Girraween NSW 2145
PO Box 270, Wentworthville NSW 2145
"Building dreams together."

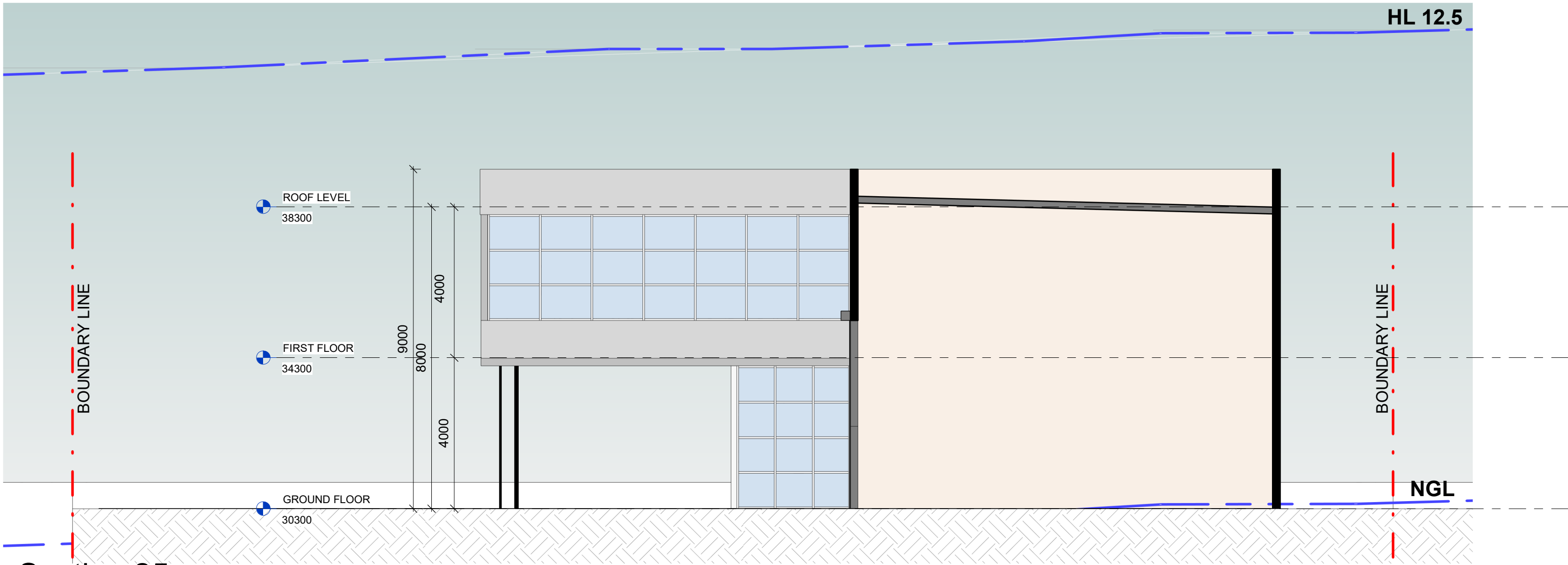
www.bathia.com.au

PROJECT:
16
Chapman St Werrington NSW 2747


LOT NUMBER:
4104

DRAWING TITLE:
ELEVATIONS

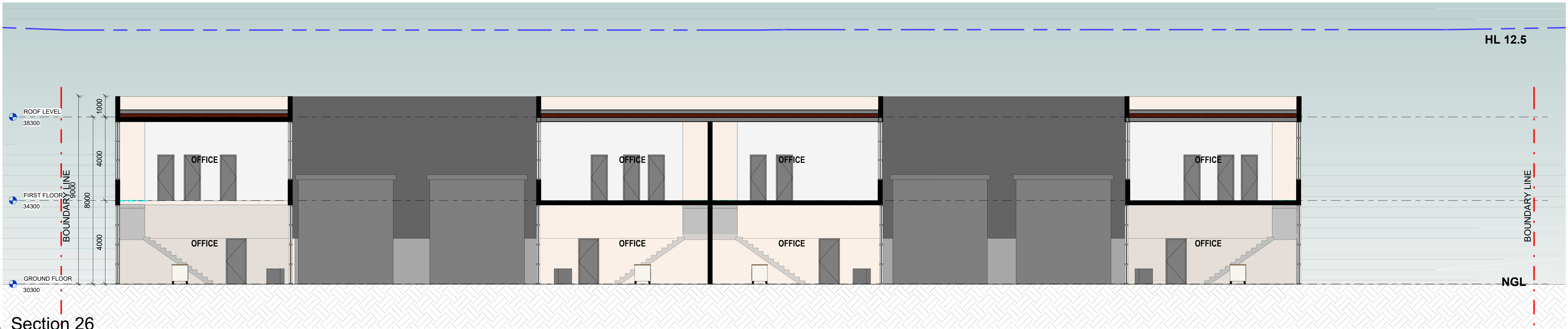
DA ISSUE			
PROJECT No.	DATE: FEB 2022	DRAWING No.	REV: A
DRAWN BY: Author	SCALE: 1 : 100	LOT 4104-3	ISSUED BY:
C:\Users\fan\Documents\Chapman St Werrington - Central_fan\7KQ36.rvt			



1
LOT 4104-4
Section 25
1 : 100



3
LOT 4104-4
Section 27
1 : 100



2
LOT 4104-4
Section 26
1 : 100

GENERAL NOTES:			
THIS DRAWING IS THE EXCLUSIVE PROPERTY OF THE DEVELOPER & THE REPRODUCTION OF ANY PART WITHOUT THE PRIOR WRITTEN CONSENT OF THE DEVELOPER IS A VIOLATION OF APPLICABLE LAWS. IN NO EVENT SHALL THE DEVELOPER BE HELD LIABLE FOR SPECIAL, COLLATERAL, INCIDENTAL OR CONSEQUENTIAL LIABILITY IN CONNECTION WITH THE USE OF THIS DIGITAL DATA ONCE RELEASED FROM THE DEVELOPER'S OFFICE. THIS DRAWING IS TO BE READ & UNDERSTOOD IN CONJUNCTION WITH THE STRUCTURAL, MECHANICAL, ELECTRICAL & / OR ANY OTHER CONSULTANT'S DOCUMENTATION AS MAY BE APPLICABLE TO THE PROJECT PRIOR TO THE START OF ANY WORKS AND FOR ITS DURATION.			
REV	DATE	DESCRIPTION	BY
A	03/2022	ISSUE FOR DEVELOPMENT APPLICATION	

NORTH:

02 9636 2465
The Bathla Group
Connect with us

02 9688 4762
137 Gilba Road, Girraween NSW 2145
PO Box 270, Wentworthville NSW 2145
Building dreams together

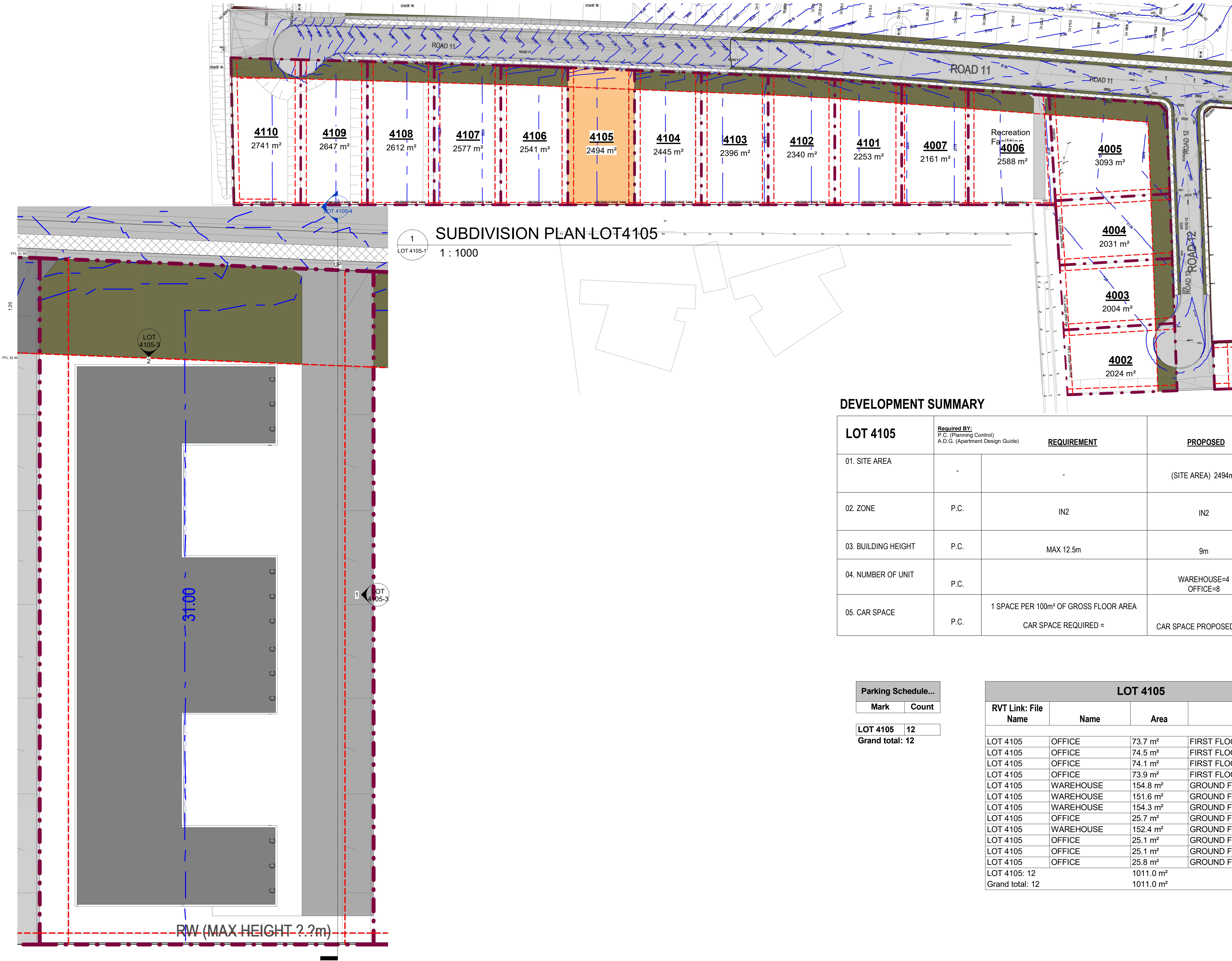
www.bathla.com.au

PROJECT:
16
Chapman St Werrington NSW 2747

LOT NUMBER:
4104

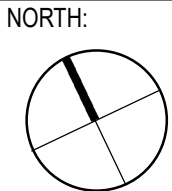
DRAWING TITLE:
SECTIONS

DA ISSUE			
PROJECT No.	DATE: FEB 2022	DRAWING No.	REV: A
DRAWN BY: Author	SCALE: 1 : 100	LOT 4104-4	ISSUED BY:
C:\Users\fan\Documents\Chapman St Werrington - Central_fan\7KQ36.rvt			



2 Site Plan(LOT 4105)
1 : 200

GENERAL NOTES:			
THIS DRAWING IS THE EXCLUSIVE PROPERTY OF THE DEVELOPER & THE REPRODUCTION OF ANY PART WITHOUT THE PRIOR WRITTEN CONSENT OF THE DEVELOPER IS A VIOLATION OF APPLICABLE LAWS. IN NO EVENT SHALL THE DEVELOPER BE HELD LIABLE FOR SPECIAL, COLLATERAL, INCIDENTAL OR CONSEQUENTIAL LIABILITY IN CONNECTION WITH THE USE OF THIS DIGITAL DATA ONCE RELEASED FROM THE DEVELOPER'S OFFICE. THIS DRAWING IS TO BE READ & UNDERSTOOD IN CONJUNCTION WITH THE STRUCTURAL, MECHANICAL, ELECTRICAL & / OR ANY OTHER CONSULTANT'S DOCUMENTATION AS MAY BE APPLICABLE TO THE PROJECT PRIOR TO THE START OF ANY WORKS AND FOR ITS DURATION.			
REV	DATE	DESCRIPTION	BY
A	03/2022	ISSUE FOR DEVELOPMENT APPLICATION	



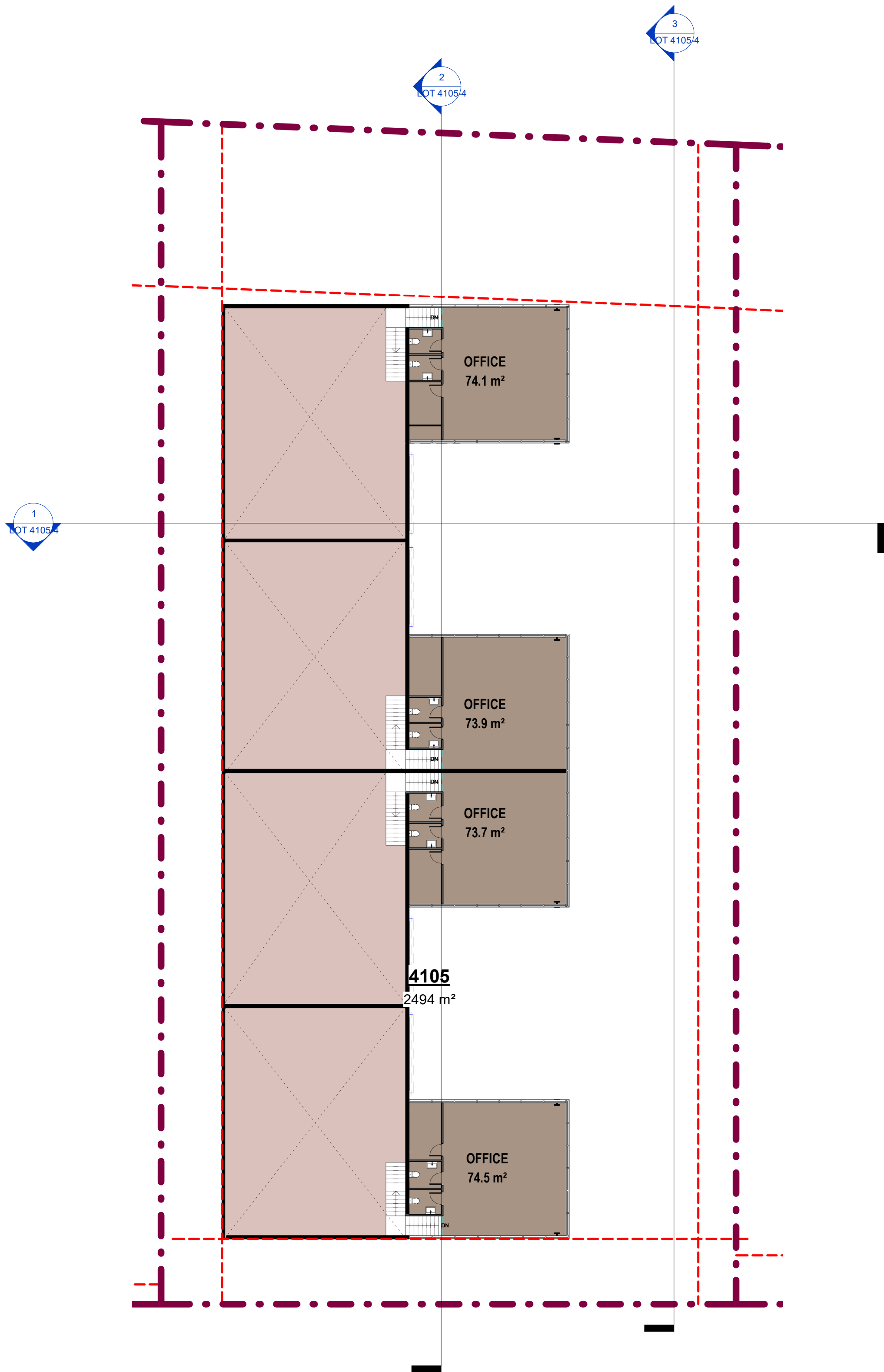
PROJECT: 16
Chapman St Werrington NSW 2747

LOT NUMBER: 4105

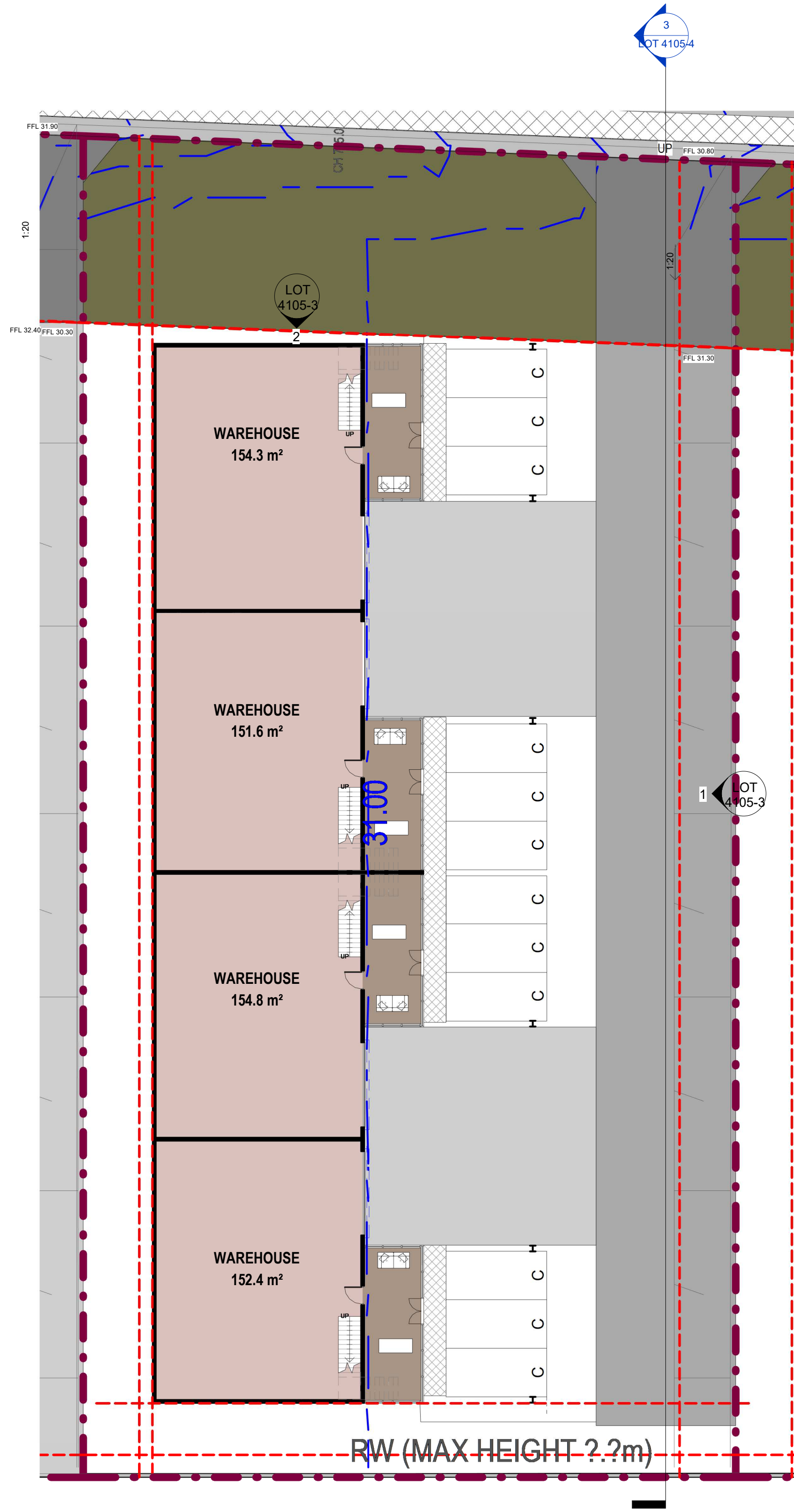
DRAWING TITLE:

SITE PLAN

DA ISSUE			
PROJECT No.	DATE: FEB 2022	DRAWING No.	REV: A
DRAWN BY: Author	SCALE: As indicated	LOT 4105-1	ISSUED BY:
C:\Users\fan\Documents\Chapman St Werrington - Central_fan\7KQ36.rvt			

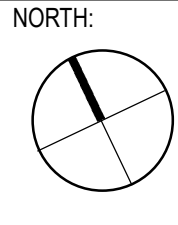


2 First Floor Plan(LOT4105)
1 : 200



1 Ground Floor Plan(LOT 4105)
1 : 200

GENERAL NOTES:			
THIS DRAWING IS THE EXCLUSIVE PROPERTY OF THE DEVELOPER & THE REPRODUCTION OF ANY PART WITHOUT THE PRIOR WRITTEN CONSENT OF THE DEVELOPER IS A VIOLATION OF APPLICABLE LAWS. IN NO EVENT SHALL THE DEVELOPER BE HELD LIABLE FOR SPECIAL, COLLATERAL, INCIDENTAL OR CONSEQUENTIAL LIABILITY IN CONNECTION WITH THE USE OF THIS DIGITAL DATA ONCE RELEASED FROM THE DEVELOPER'S OFFICE. THIS DRAWING IS TO BE READ & UNDERSTOOD IN CONJUNCTION WITH THE STRUCTURAL, MECHANICAL, ELECTRICAL & / OR ANY OTHER CONSULTANT'S DOCUMENTATION AS MAY BE APPLICABLE TO THE PROJECT PRIOR TO THE START OF ANY WORKS AND FOR ITS DURATION.			
REV	DATE	DESCRIPTION	BY
A	03/2022	ISSUE FOR DEVELOPMENT APPLICATION	



02 9636 2465 | 02 9688 4762 | www.bathla.com.au

The Bathla Group

137 Gilba Road, Girraween NSW 2145
PO Box 270, Westworthville NSW 2145

Connect with us

“Building dreams together.”

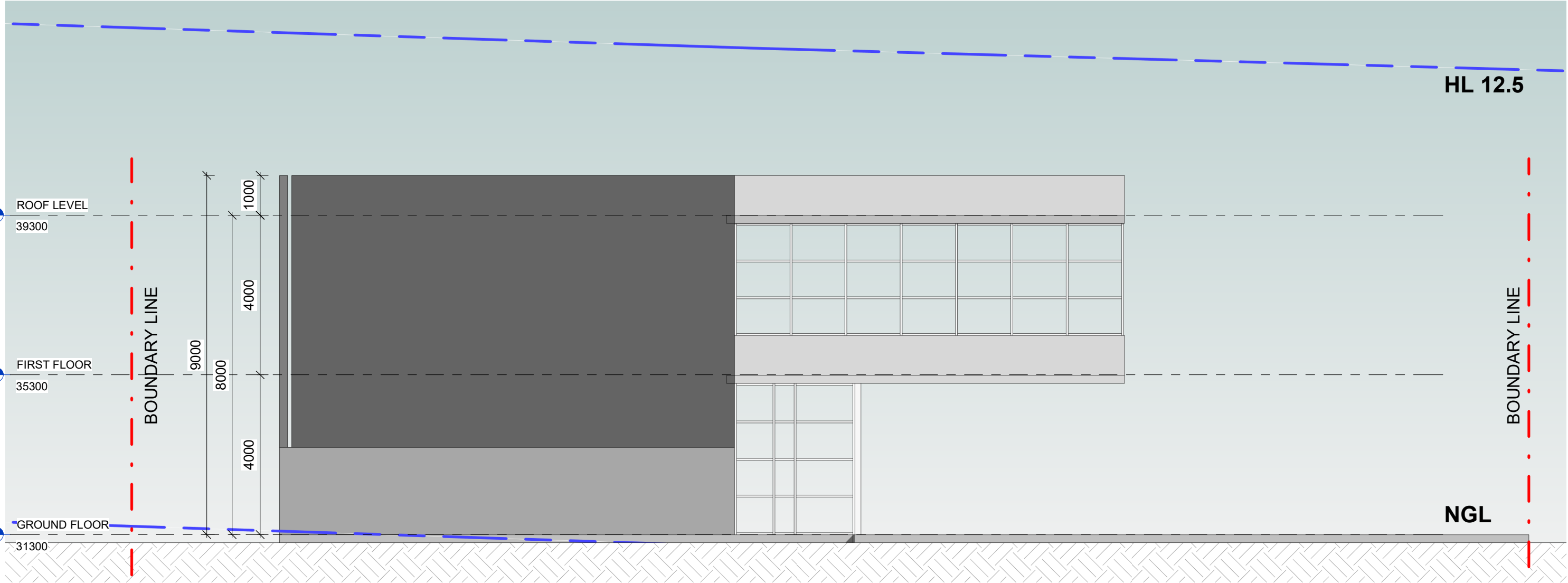
PROJECT:
16
Chapman St Werrington NSW 2747

LOT NUMBER:
4105

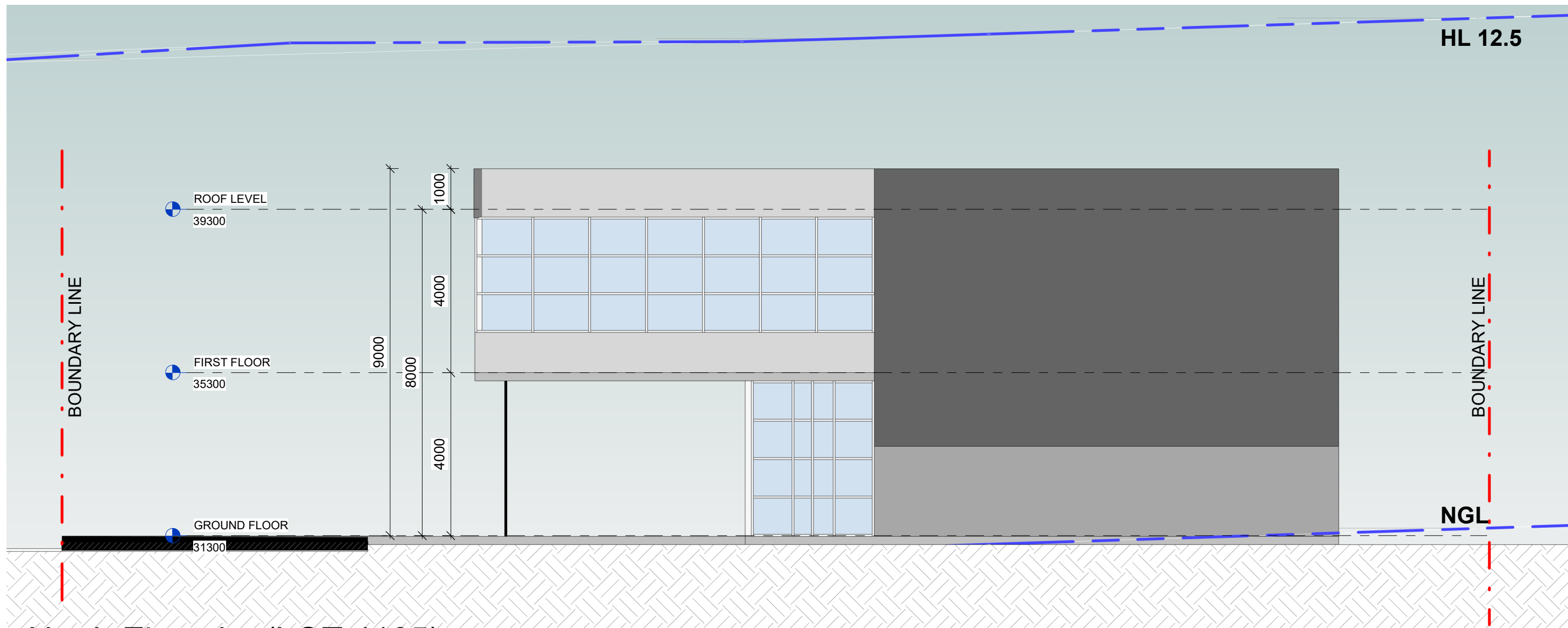
DRAWING TITLE:
PLANS

DA ISSUE			
PROJECT No.	DATE	DRAWING No.	REV.
-	FEB 2022	LOT 4105-2	A
DRAWN BY:	SCALE:	ISSUED BY:	
Author	1 : 200		


C:\Users\fan\Documents\Chapman St Werrington - Central_fan\7KQ36.rvt



3
LOT 4105-3
South Elevation (LOT 4105)
1 : 100



2
LOT 4105-3
North Elevation (LOT 4105)
1 : 100



1
LOT 4105-3
East Elevation (LOT 4105)
1 : 100

REV	DATE	DESCRIPTION	BY
A	03/2022	ISSUE FOR DEVELOPMENT APPLICATION	

GENERAL NOTES:
THIS DRAWING IS THE EXCLUSIVE PROPERTY OF THE DEVELOPER & THE REPRODUCTION OF ANY PART WITHOUT THE PRIOR WRITTEN CONSENT OF THE DEVELOPER IS A VIOLATION OF APPLICABLE LAWS. IN NO EVENT SHALL THE DEVELOPER BE HELD LIABLE FOR SPECIAL, COLLATERAL, INCIDENTAL, OR CONSEQUENTIAL LIABILITY IN CONNECTION WITH THE USE OF THIS DIGITAL DATA ONCE RELEASED FROM THE DEVELOPER'S OFFICE. THIS DRAWING IS TO BE READ & UNDERSTOOD IN CONJUNCTION WITH THE STRUCTURAL, MECHANICAL, ELECTRICAL & / OR ANY OTHER CONSULTANT'S DOCUMENTATION AS MAY BE APPLICABLE TO THE PROJECT PRIOR TO THE START OF ANY WORKS AND FOR ITS DURATION.

NORTH:

02 9636 2465
The Bathla Group
Connect with us

02 9688 4762
137 Gilba Road, Girraween NSW 2145
PO Box 270, Westworthville NSW 2145
Building dreams together

www.bathla.com.au

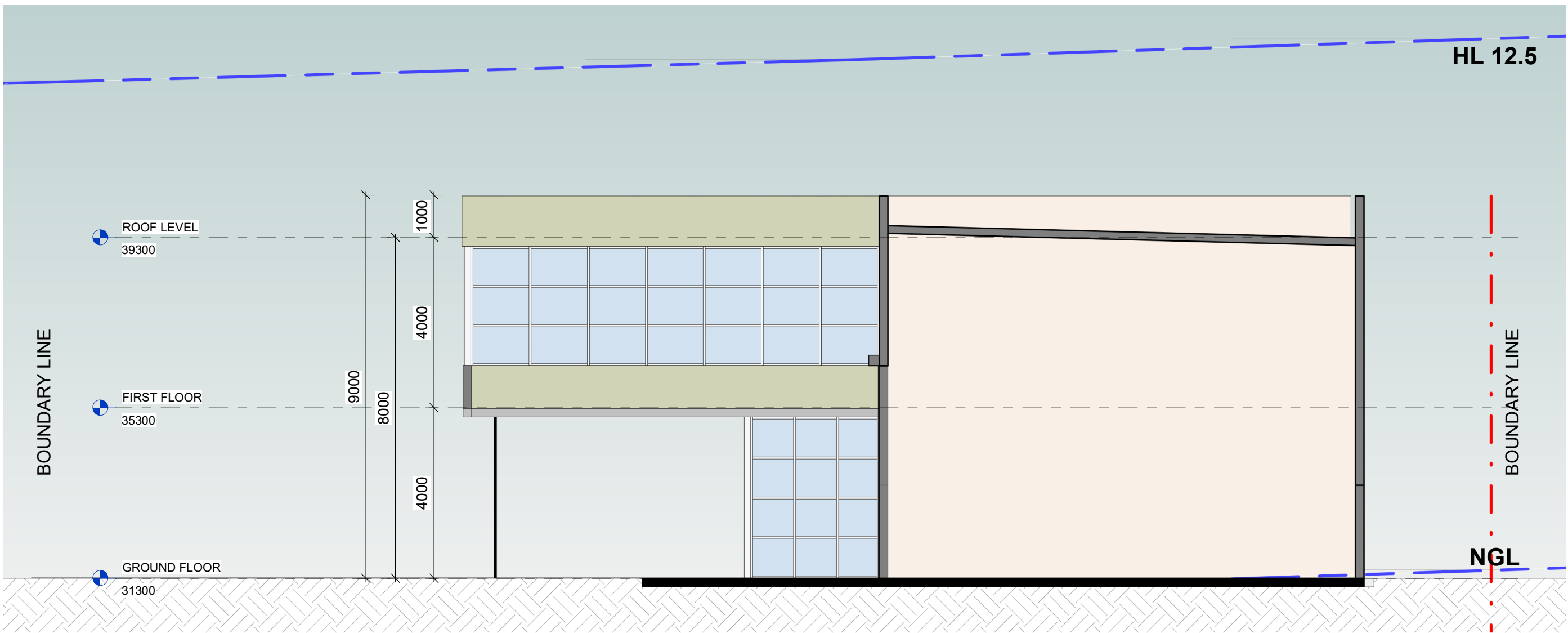
PROJECT:
16
Chapman St Werrington NSW 2747

LOT NUMBER:
4105

DRAWING TITLE:
ELEVATIONS

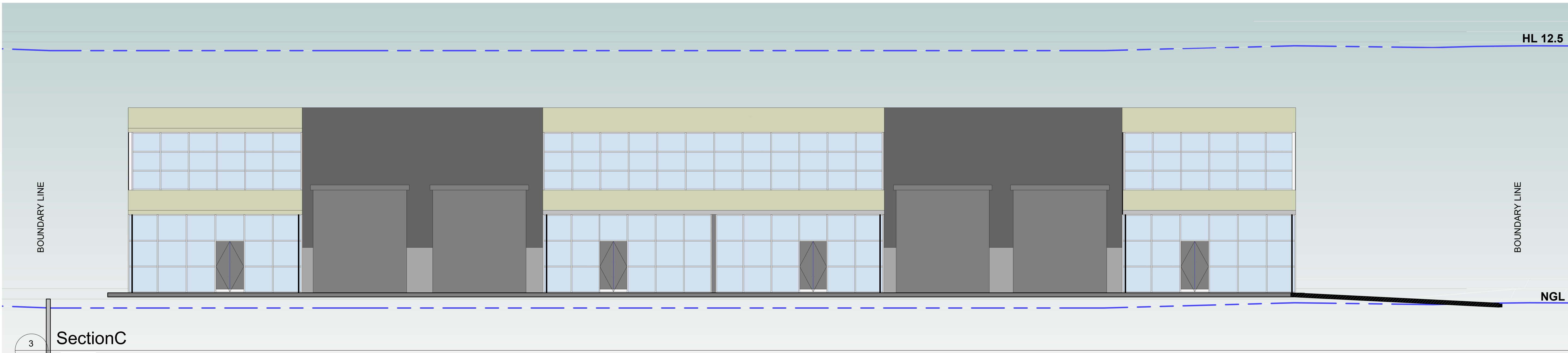
PROJECT No.	DATE	DRAWING No.	REV.
-	FEB 2022	LOT 4105-3	A
DRAWN BY:	SCALE:	ISSUED BY:	
Author	1 : 100		

C:\Users\fan\Documents\Chapman St Werrington - Central_fan\7KQ36.rvt



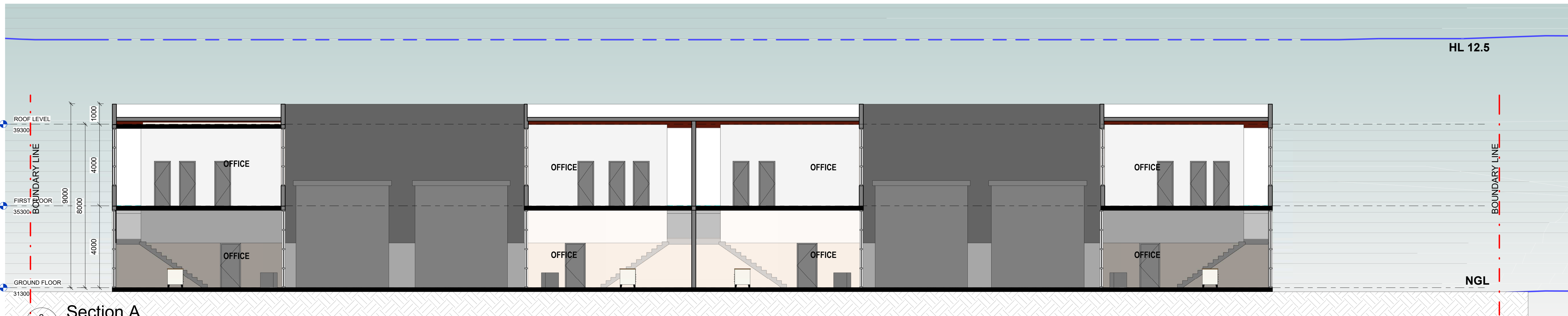
SectionB

1 : 100



SectionC

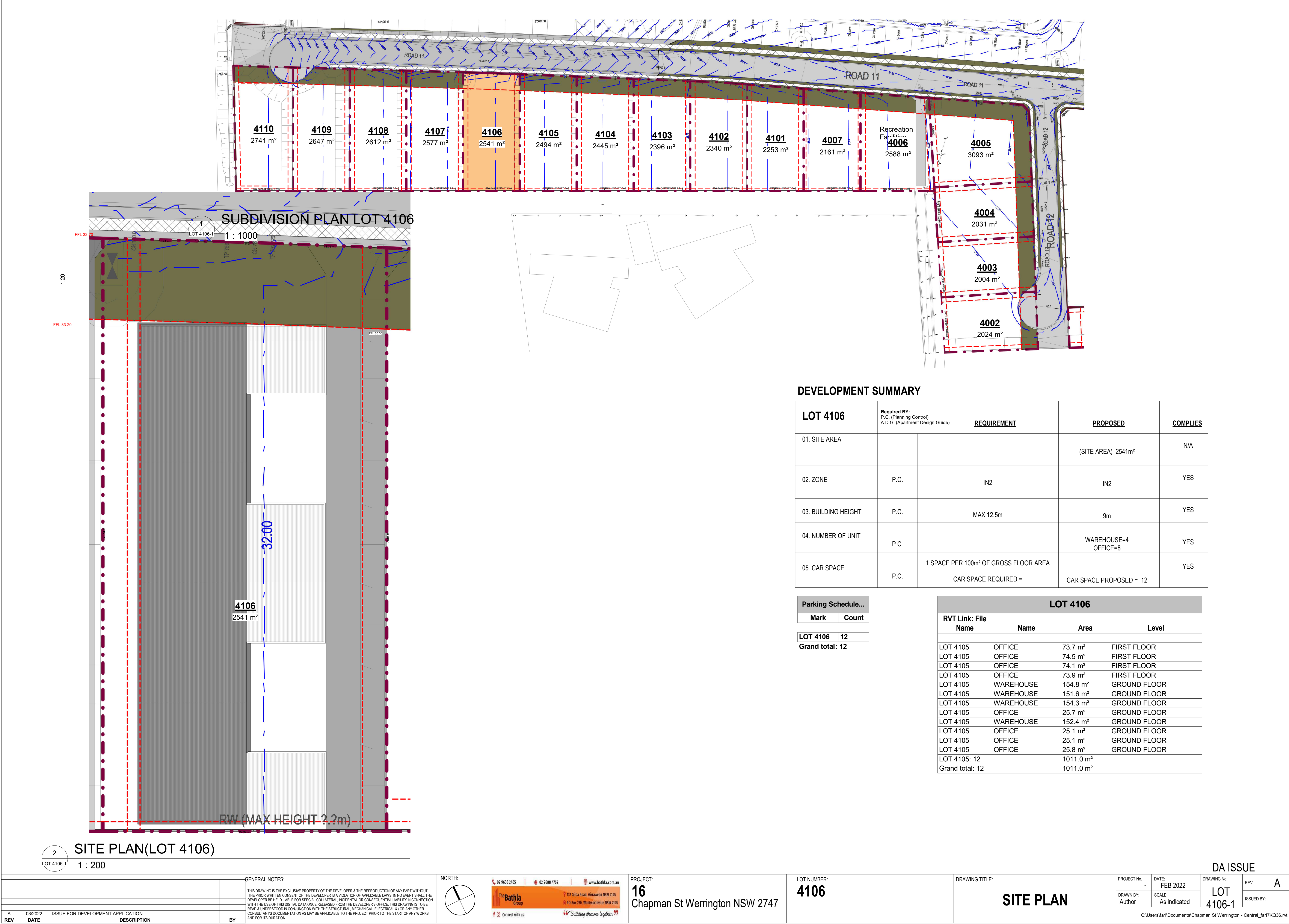
1 : 100

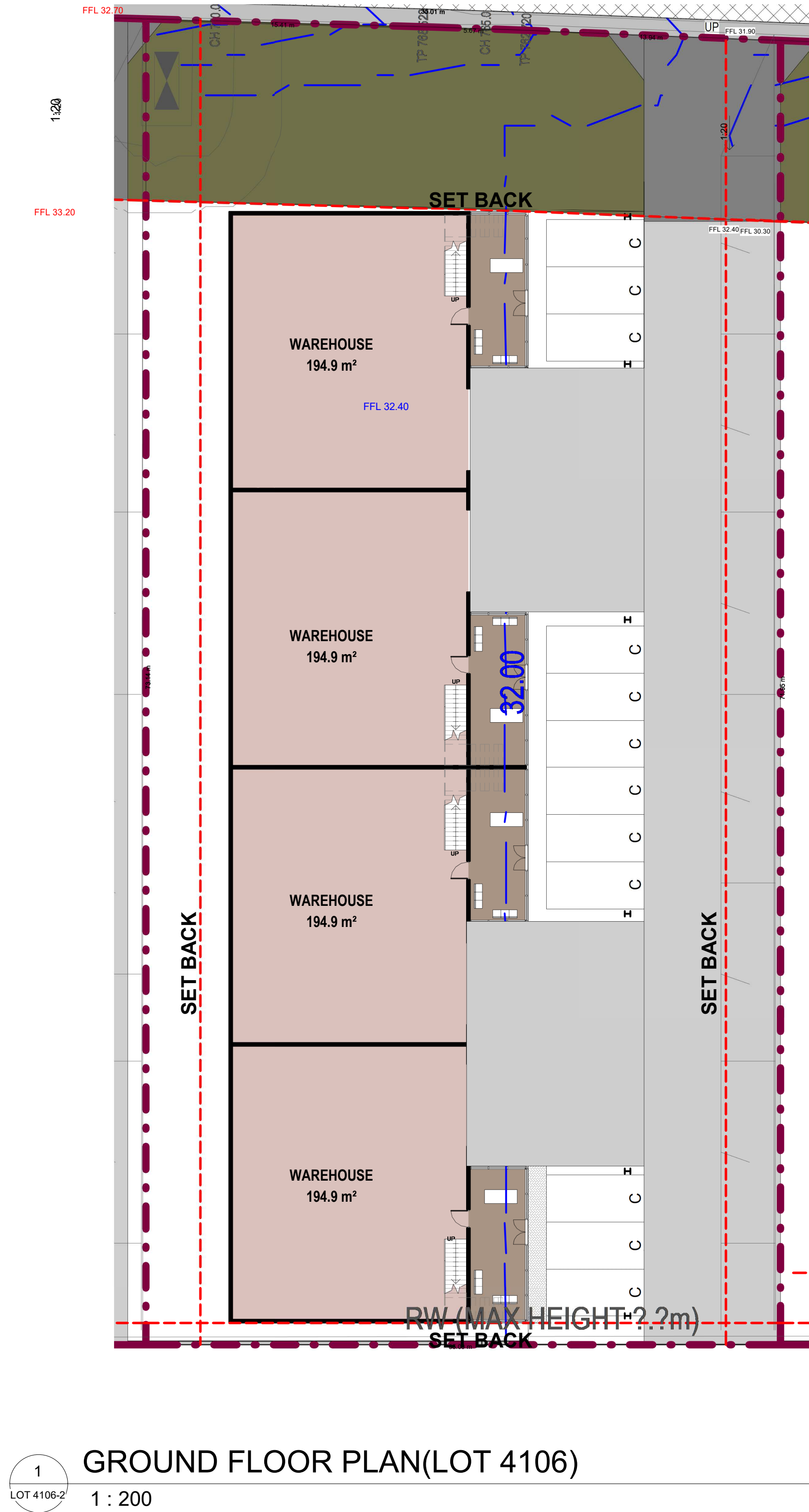
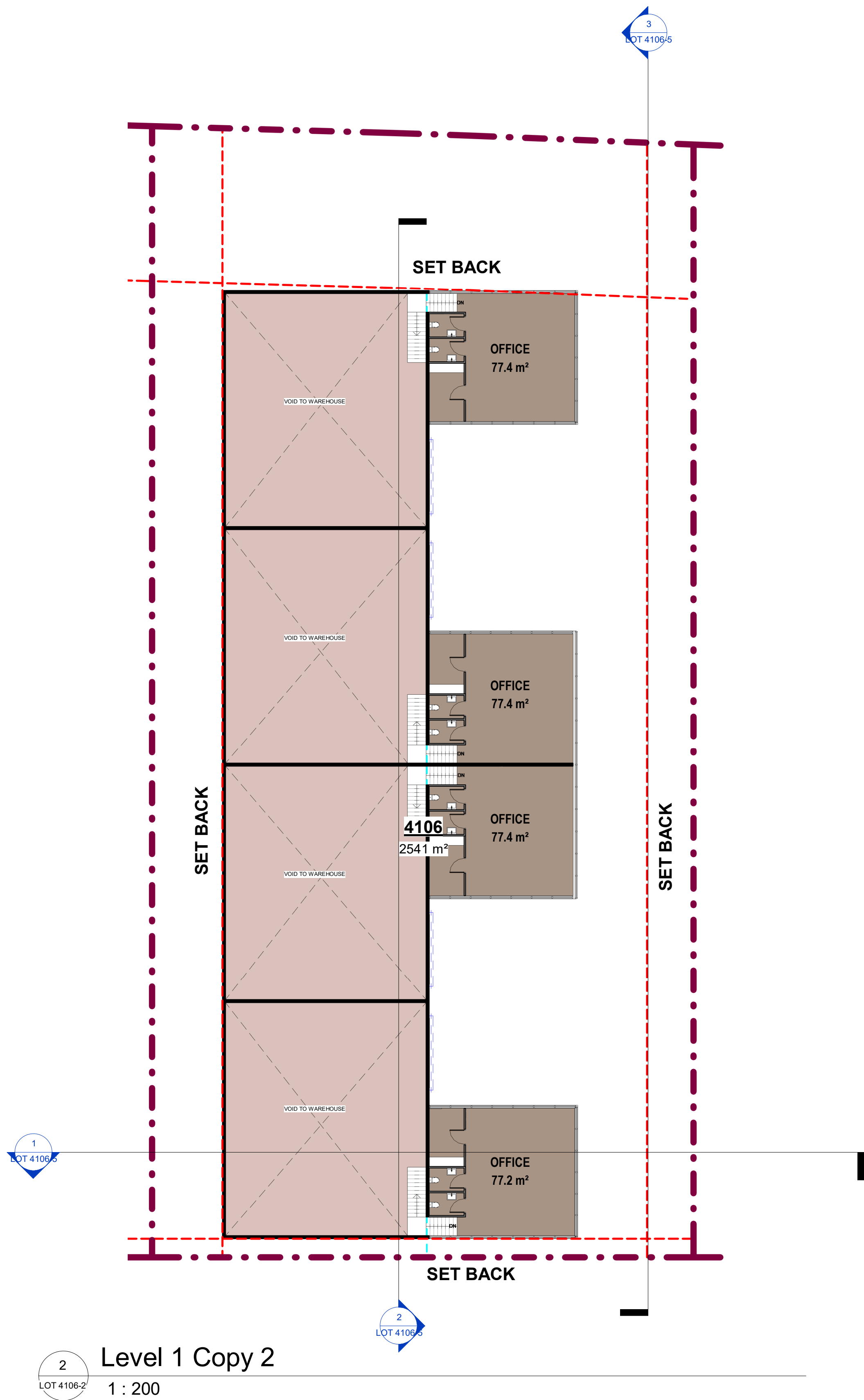


Section A.

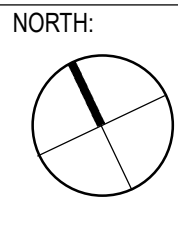
1 : 100

GENERAL NOTES:				PROJECT:		LOT NUMBER:		DRAWING TITLE:		DA ISSUE			
THIS DRAWING IS THE EXCLUSIVE PROPERTY OF THE DEVELOPER & THE REPRODUCTION OF ANY PART WITHOUT THE PRIOR WRITTEN CONSENT OF THE DEVELOPER IS A VIOLATION OF APPLICABLE LAWS. IN NO EVENT SHALL THE DEVELOPER BE HELD LIABLE FOR SPECIAL, COLLATERAL, INCIDENTAL, OR CONSEQUENTIAL LIABILITY IN CONNECTION WITH THE USE OF THIS DIGITAL DATA ONCE RELEASED FROM THE DEVELOPER'S OFFICE. THIS DRAWING IS TO BE READ & UNDERSTOOD IN CONJUNCTION WITH THE STRUCTURAL, MECHANICAL, ELECTRICAL & / OR ANY OTHER CONSULTANT'S DOCUMENTATION AS MAY BE APPLICABLE TO THE PROJECT PRIOR TO THE START OF ANY WORKS AND FOR ITS DURATION.				16		4105		SECTIONS		PROJECT No.	DATE	DRAWING No.	REV.
				Chapman St Werrington NSW 2747						Author	FEB 2022	LOT 4105-4	A
										C:\Users\farid\Documents\Chapman St Werrington - Central_fari7KQ36.rvt			
REV	DATE	DESCRIPTION	BY	NORTH:		02 9636 2465		02 9688 4762		www.bathla.com.au		137 Gilba Road, Girraween NSW 2145	
A	03/2022	ISSUE FOR DEVELOPMENT APPLICATION				The Bathla Group						PO Box 270, Wentworthville NSW 2145	
						Connect with us						Building dreams together	





GENERAL NOTES:			
THIS DRAWING IS THE EXCLUSIVE PROPERTY OF THE DEVELOPER & THE REPRODUCTION OF ANY PART WITHOUT THE PRIOR WRITTEN CONSENT OF THE DEVELOPER IS A VIOLATION OF APPLICABLE LAWS. IN NO EVENT SHALL THE DEVELOPER BE HELD LIABLE FOR SPECIAL, COLLATERAL, INCIDENTAL, OR CONSEQUENTIAL LIABILITY IN CONNECTION WITH THE USE OF THIS DIGITAL DATA ONCE RELEASED FROM THE DEVELOPER'S OFFICE. THIS DRAWING IS TO BE READ & UNDERSTOOD IN CONJUNCTION WITH THE STRUCTURAL, MECHANICAL, ELECTRICAL & / OR ANY OTHER CONSULTANT'S DOCUMENTATION AS MAY BE APPLICABLE TO THE PROJECT PRIOR TO THE START OF ANY WORKS AND FOR ITS DURATION.			
REV	DATE	DESCRIPTION	BY
A	03/2022	ISSUE FOR DEVELOPMENT APPLICATION	



02 9636 2465 | 02 9688 4762 | www.bathla.com.au

The Bathla Group

137 Gilba Road, Girraween NSW 2145
PO Box 270, Westworthville NSW 2145

Connect with us

“Building dreams together.”

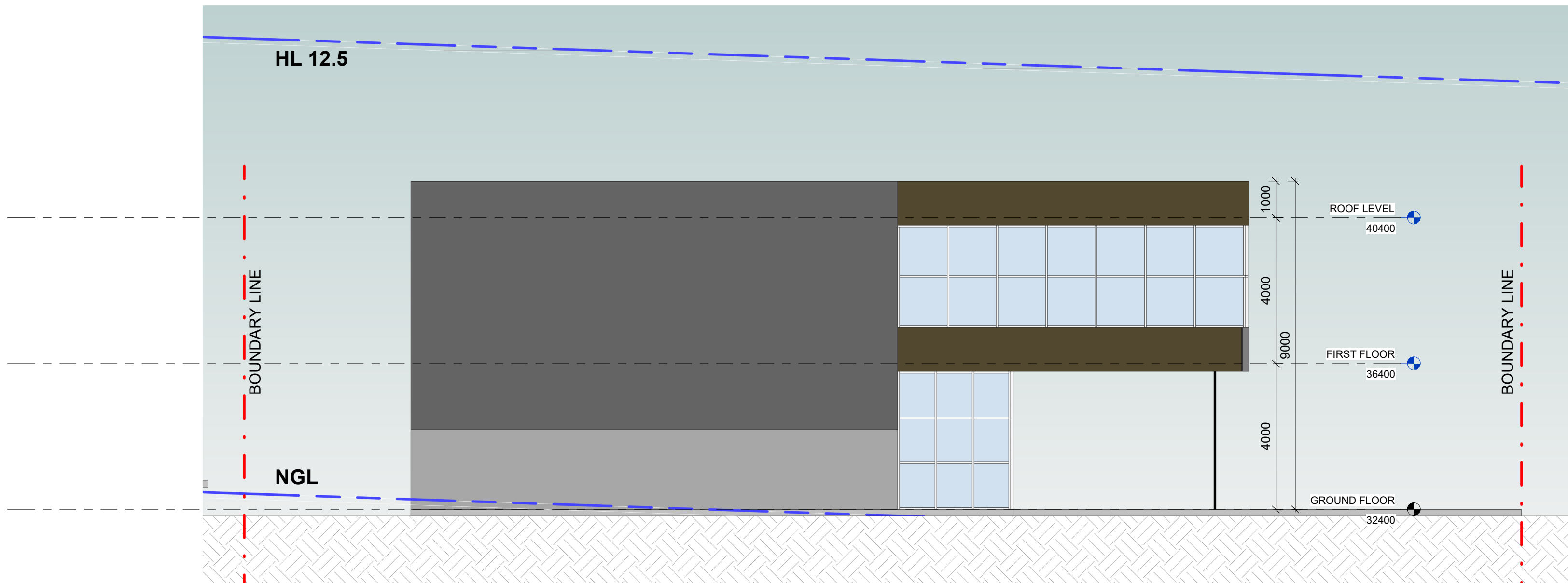
PROJECT:
16
Chapman St Werrington NSW 2747

LOT NUMBER:
4106

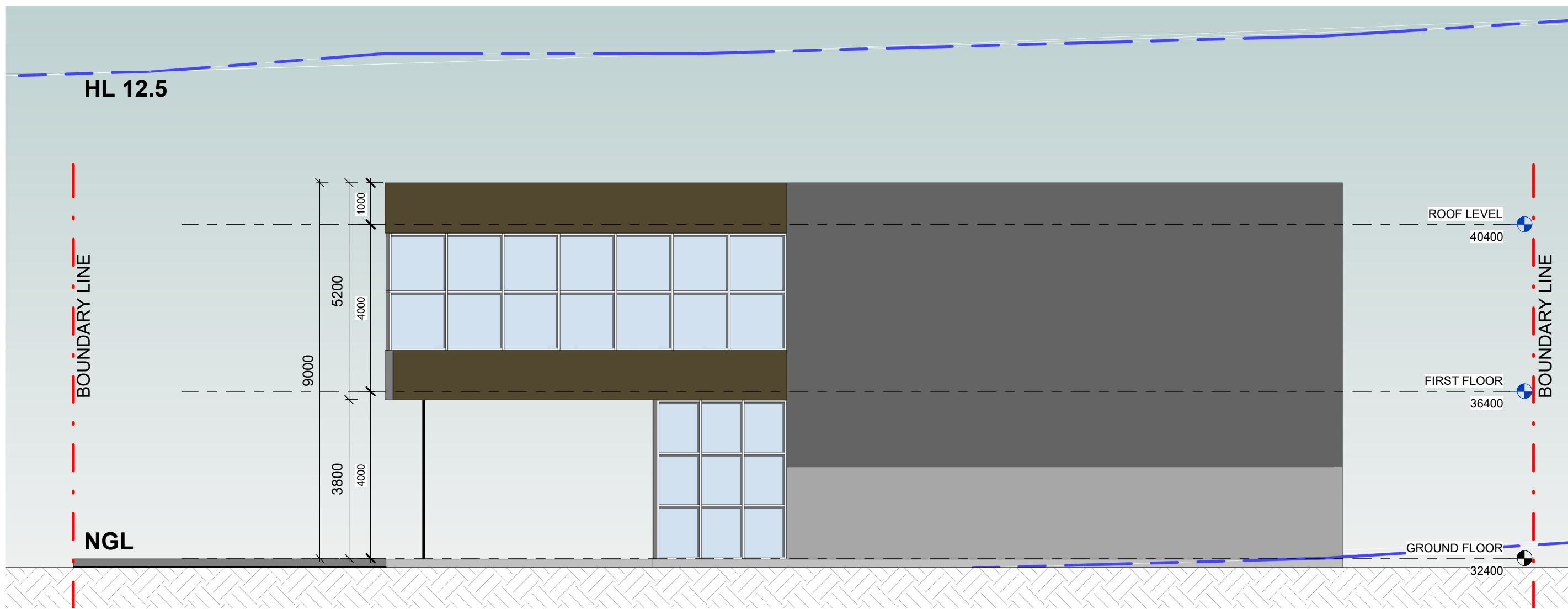
DRAWING TITLE:
PLANS

DA ISSUE			
PROJECT No.	DATE	DRAWING No.	REV.
	FEB 2022	LOT 4106-2	A
DRAWN BY:	SCALE:	ISSUED BY:	
Author	1 : 200		

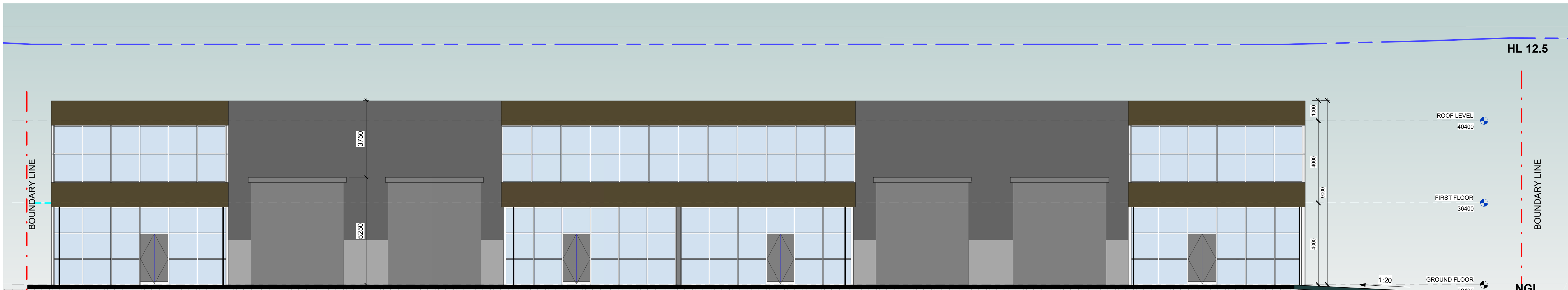
C:\Users\farid\Documents\Chapman St Werrington - Central_fari\7KQ36.rvt



3
LOT 4106-3
South Elevation (LOT 4106)
1 : 100



2
LOT 4106-3
North Elevation (LOT 4106)
1 : 100



1
LOT 4106-3
East Elevation (LOT 4106)
1 : 100

GENERAL NOTES:			
THIS DRAWING IS THE EXCLUSIVE PROPERTY OF THE DEVELOPER & THE REPRODUCTION OF ANY PART WITHOUT THE PRIOR WRITTEN CONSENT OF THE DEVELOPER IS A VIOLATION OF APPLICABLE LAWS. IN NO EVENT SHALL THE DEVELOPER BE HELD LIABLE FOR SPECIAL, COLLATERAL, INCIDENTAL OR CONSEQUENTIAL LIABILITY IN CONNECTION WITH THE USE OF THIS DIGITAL DATA ONCE RELEASED FROM THE DEVELOPER'S OFFICE. THIS DRAWING IS TO BE READ & UNDERSTOOD IN CONJUNCTION WITH THE STRUCTURAL, MECHANICAL, ELECTRICAL & / OR ANY OTHER CONSULTANT'S DOCUMENTATION AS MAY BE APPLICABLE TO THE PROJECT PRIOR TO THE START OF ANY WORKS AND FOR ITS DURATION.			
REV	DATE	DESCRIPTION	BY
A	03/2022	ISSUE FOR DEVELOPMENT APPLICATION	

NORTH:

02 9636 2465 | 02 9688 4762 | www.bathla.com.au

The Bathla Group

137 Gilba Road, Girraween NSW 2145
PO Box 270, Wentworthville NSW 2145

Connect with us

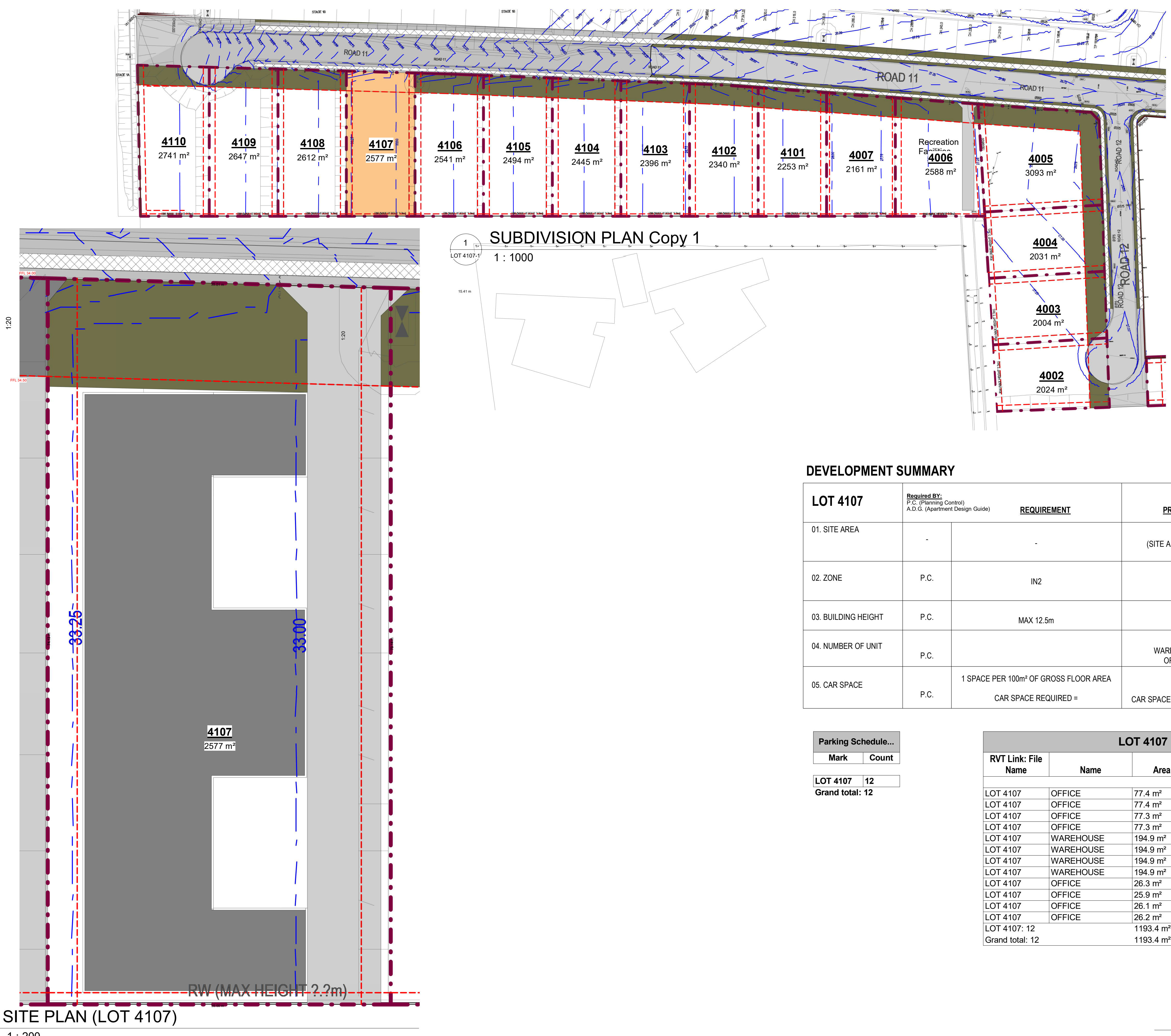
"Building dreams together."

PROJECT:
16
Chapman St Werrington NSW 2747

LOT NUMBER:
4106

DRAWING TITLE:
ELEVATIONS

DA ISSUE			
PROJECT No.	DATE: FEB 2022	DRAWING No.	REV: A
DRAWN BY: Author	SCALE: 1 : 100	LOT 4106-3	ISSUED BY:
C:\Users\fan\Documents\Chapman St Werrington - Central_fan\7KQ36.rvt			



DEVELOPMENT SUMMARY

LOT 4107	Required BY: P.C. (Planning Control) A.D.G. (Apartment Design Guide)	REQUIREMENT	PROPOSED	COMPLIES
01. SITE AREA	-	-	(SITE AREA) 2577m²	N/A
02. ZONE	P.C.	IN2	IN2	YES
03. BUILDING HEIGHT	P.C.	MAX 12.5m	9m	YES
04. NUMBER OF UNIT	P.C.		WAREHOUSE=4 OFFICE=8	YES
05. CAR SPACE	P.C.	1 SPACE PER 100m² OF GROSS FLOOR AREA CAR SPACE REQUIRED =	CAR SPACE PROPOSED = 12	YES

Parking Schedule...

Mark	Count
------	-------

LOT 4107	12
Grand total:	12

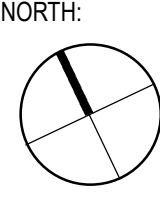
LOT 4107

RVT Link: File Name	Name	Area	Level
LOT 4107	OFFICE	77.4 m²	FIRST FLOOR
LOT 4107	OFFICE	77.4 m²	FIRST FLOOR
LOT 4107	OFFICE	77.3 m²	FIRST FLOOR
LOT 4107	OFFICE	77.3 m²	FIRST FLOOR
LOT 4107	WAREHOUSE	194.9 m²	Ground Floor
LOT 4107	WAREHOUSE	194.9 m²	Ground Floor
LOT 4107	WAREHOUSE	194.9 m²	Ground Floor
LOT 4107	WAREHOUSE	194.9 m²	Ground Floor
LOT 4107	OFFICE	26.3 m²	Ground Floor
LOT 4107	OFFICE	25.9 m²	Ground Floor
LOT 4107	OFFICE	26.1 m²	Ground Floor
LOT 4107	OFFICE	26.2 m²	Ground Floor
LOT 4107: 12		1193.4 m²	
Grand total: 12		1193.4 m²	

REV	DATE	DESCRIPTION	BY
A	03/2022	ISSUE FOR DEVELOPMENT APPLICATION	

GENERAL NOTES:

THIS DRAWING IS THE EXCLUSIVE PROPERTY OF THE DEVELOPER & THE REPRODUCTION OF ANY PART WITHOUT THE PRIOR WRITTEN CONSENT OF THE DEVELOPER IS A VIOLATION OF APPLICABLE LAWS. IN NO EVENT SHALL THE DEVELOPER BE HELD LIABLE FOR SPECIAL, COLLATERAL, INCIDENTAL OR CONSEQUENTIAL LIABILITY IN CONNECTION WITH THE USE OF THIS DIGITAL DATA ONCE RELEASED FROM THE DEVELOPER'S OFFICE. THIS DRAWING IS TO BE READ & UNDERSTOOD IN CONJUNCTION WITH THE STRUCTURAL, MECHANICAL, ELECTRICAL & / OR ANY OTHER CONSULTANT'S DOCUMENTATION AS MAY BE APPLICABLE TO THE PROJECT PRIOR TO THE START OF ANY WORKS AND FOR ITS DURATION.



02 9636 2465 | 02 9688 4762 | www.bathla.com.au

The Bathla Group

137 Gilba Road, Girraween NSW 2145
PO Box 270, Westworthville NSW 2145

Connect with us

Building dreams together

PROJECT: **16**
Chapman St Werrington NSW 2747

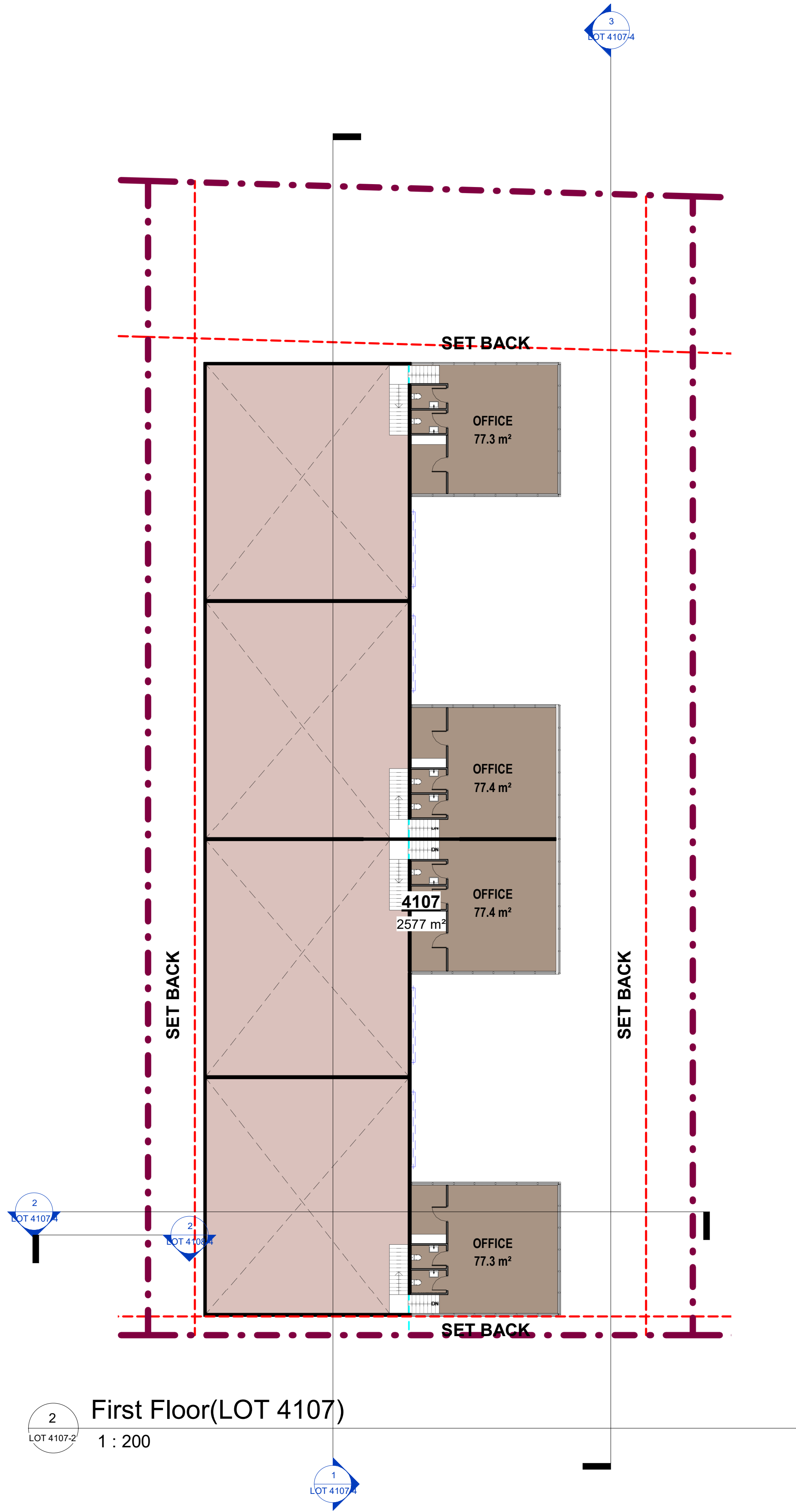
LOT NUMBER: **4107**

DRAWING TITLE:

SITE PLAN

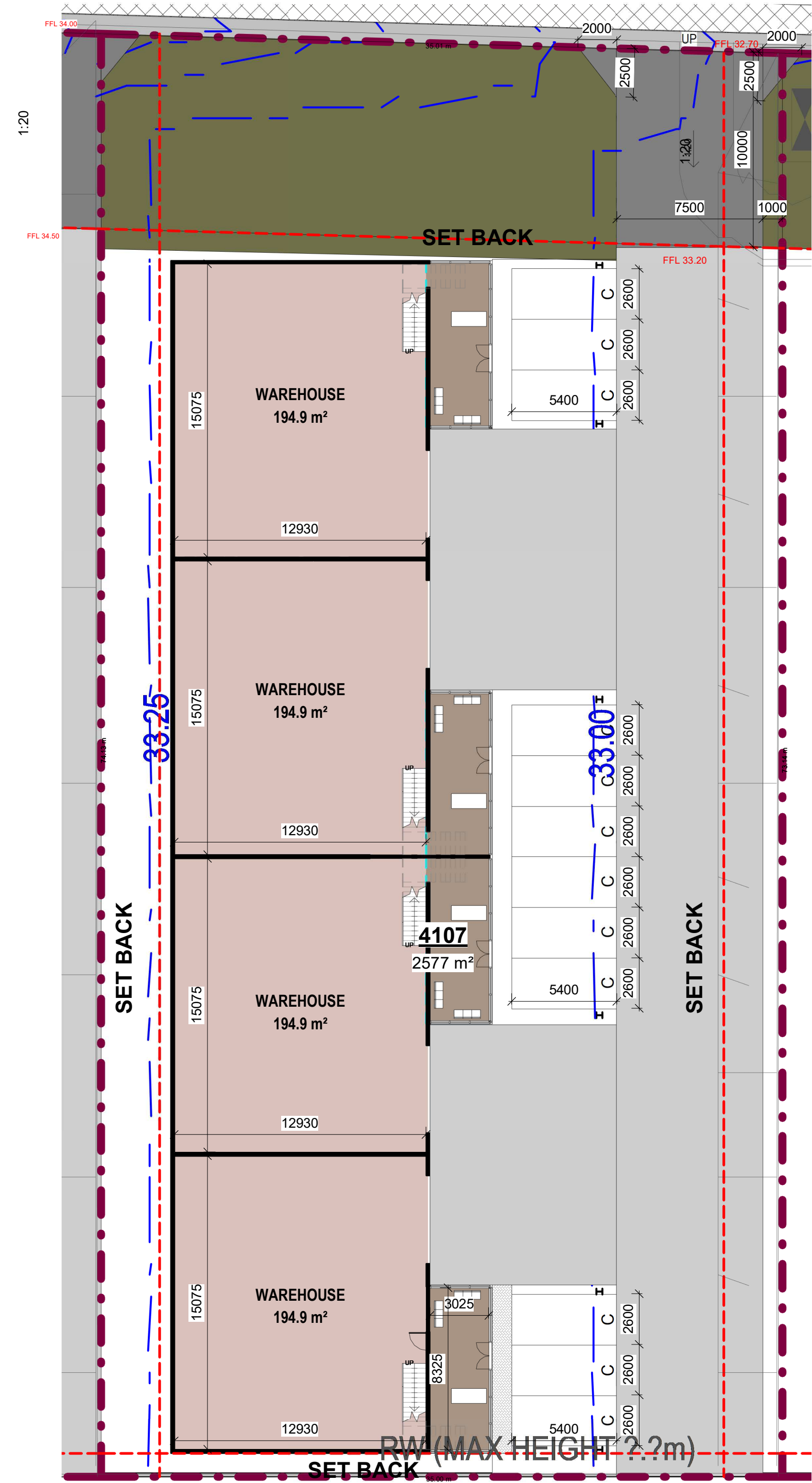
PROJECT No.	DATE: FEB 2022	DRAWING No.	REV: A
DRAWN BY: Author	SCALE: As indicated	LOT 4107-1	ISSUED BY:

C:\Users\farid\Documents\Chapman St Werrington - Central_fari\7KQ36.rvt



First Floor(LOT 4107)

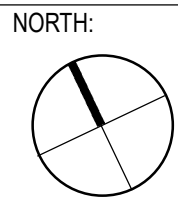
1 : 200



GROUND FLOOR PLAN LOT 4107

1 : 200

GENERAL NOTES:			
THIS DRAWING IS THE EXCLUSIVE PROPERTY OF THE DEVELOPER & THE REPRODUCTION OF ANY PART WITHOUT THE PRIOR WRITTEN CONSENT OF THE DEVELOPER IS A VIOLATION OF APPLICABLE LAWS. IN NO EVENT SHALL THE DEVELOPER BE HELD LIABLE FOR SPECIAL, COLLATERAL, INCIDENTAL OR CONSEQUENTIAL LIABILITY IN CONNECTION WITH THE USE OF THIS DIGITAL DATA ONCE RELEASED FROM THE DEVELOPER'S OFFICE. THIS DRAWING IS TO BE READ & UNDERSTOOD IN CONJUNCTION WITH THE STRUCTURAL, MECHANICAL, ELECTRICAL & / OR ANY OTHER CONSULTANT'S DOCUMENTATION AS MAY BE APPLICABLE TO THE PROJECT PRIOR TO THE START OF ANY WORKS AND FOR ITS DURATION.			
REV	DATE	DESCRIPTION	BY
A	03/2022	ISSUE FOR DEVELOPMENT APPLICATION	



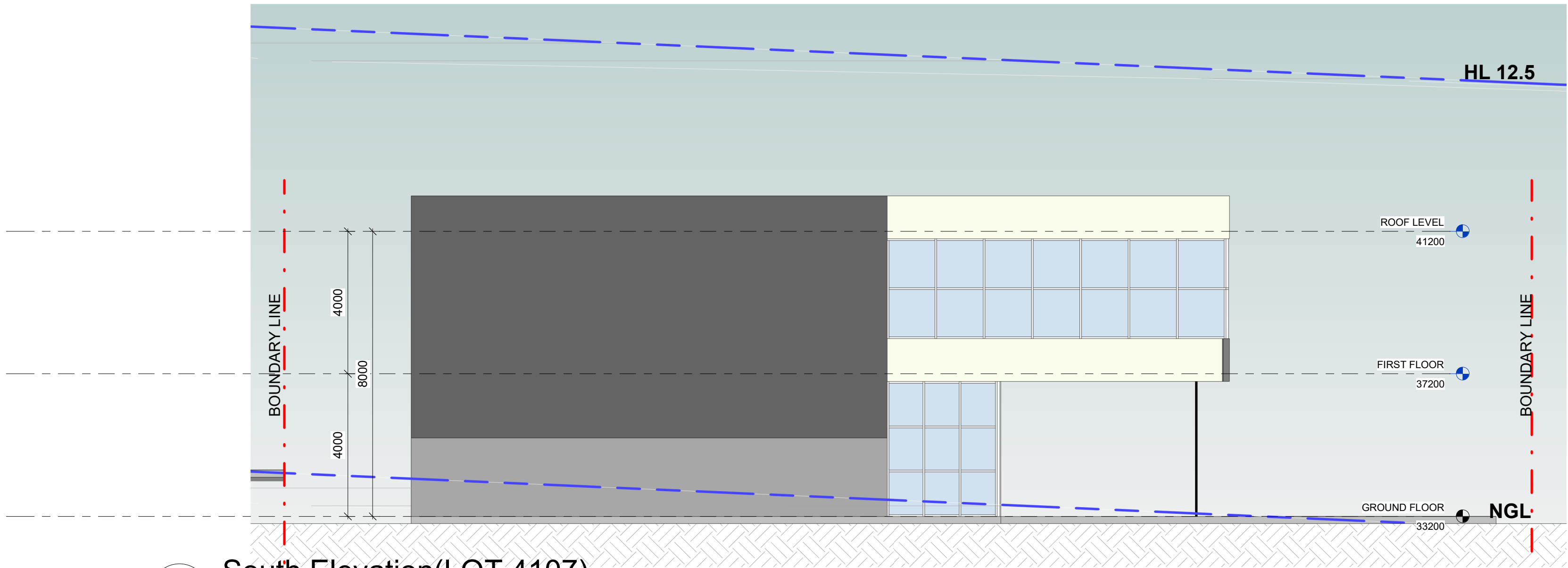
PROJECT:
16
Chapman St Werrington NSW 2747

LOT NUMBER:
4107

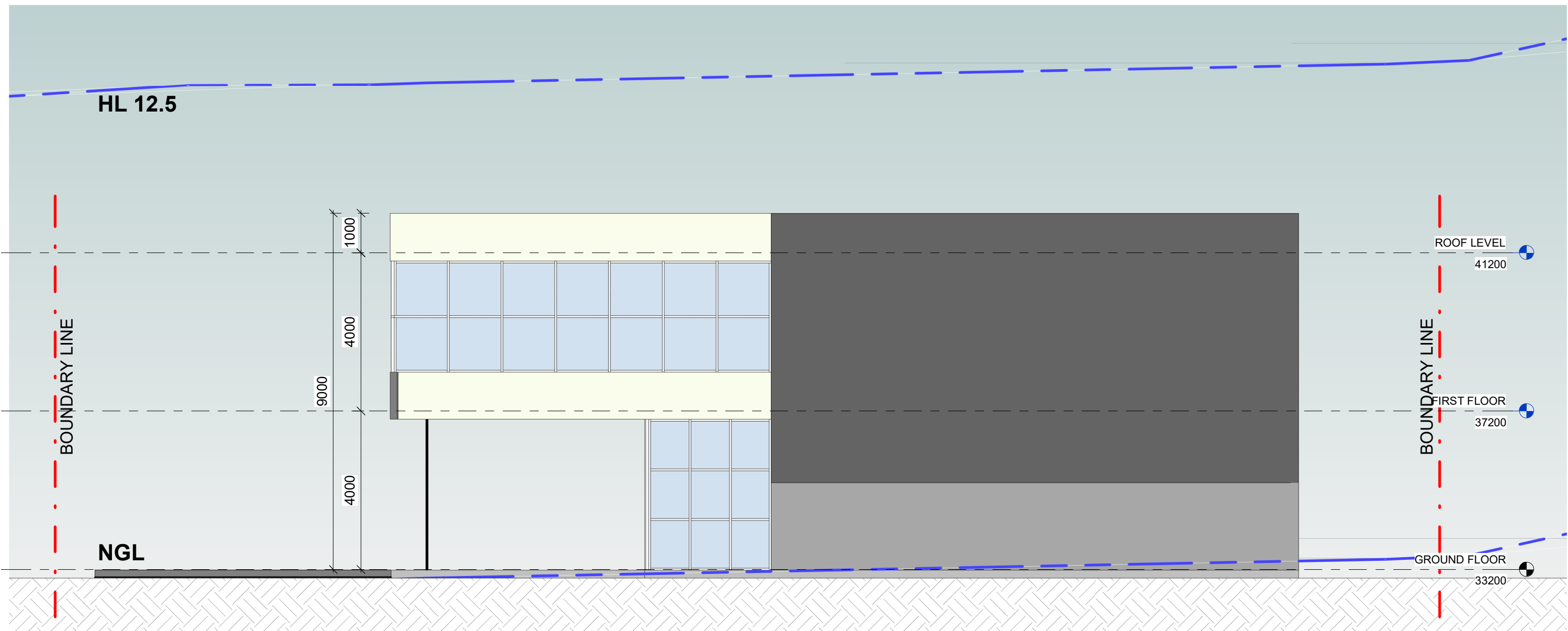
DRAWING TITLE:
PLANS

DA ISSUE			
PROJECT No.	DATE	DRAWING No.	REV.
-	FEB 2022	LOT 4107-2	A
DRAWN BY:	SCALE:	ISSUED BY:	
Author	1 : 200		

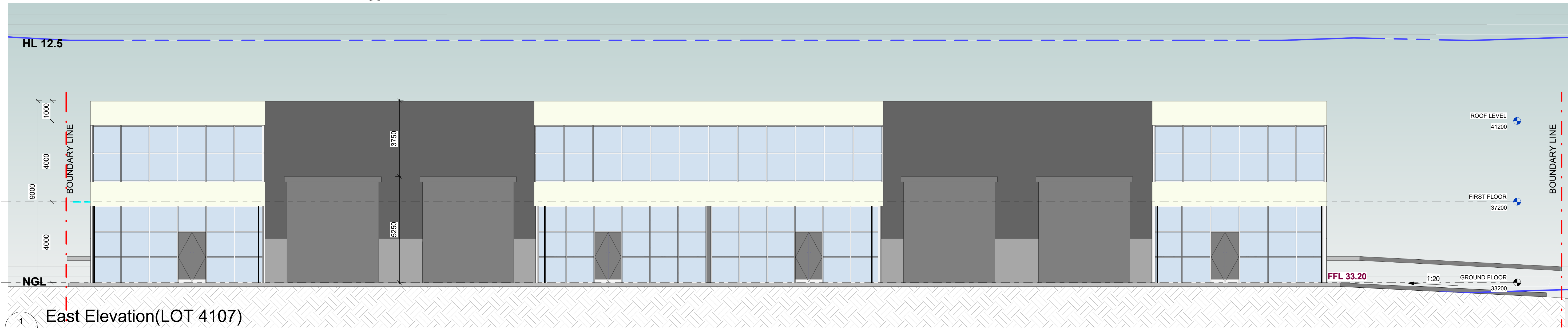
C:\Users\fan\Documents\Chapman St Werrington - Central_fan\7KQ36.rvt



3
LOT 4107-3
South Elevation(LOT 4107)
1 : 100



2
LOT 4107-3
North Elevation(LOT 4107)
1 : 100



1
LOT 4107-3
East Elevation(LOT 4107)
1 : 100

GENERAL NOTES:				PROJECT:		LOT NUMBER:		DRAWING TITLE:		PROJECT No.		DATE:		DRAWING No:		REV:	
THIS DRAWING IS THE EXCLUSIVE PROPERTY OF THE DEVELOPER & THE REPRODUCTION OF ANY PART WITHOUT THE PRIOR WRITTEN CONSENT OF THE DEVELOPER IS A VIOLATION OF APPLICABLE LAWS. IN NO EVENT SHALL THE DEVELOPER BE HELD LIABLE FOR SPECIAL, COLLATERAL, INCIDENTAL, OR CONSEQUENTIAL LIABILITY IN CONNECTION WITH THE USE OF THIS DIGITAL DATA ONCE RELEASED FROM THE DEVELOPER'S OFFICE. THIS DRAWING IS TO BE READ & UNDERSTOOD IN CONJUNCTION WITH THE STRUCTURAL, MECHANICAL, ELECTRICAL & / OR ANY OTHER CONSULTANT'S DOCUMENTATION AS MAY BE APPLICABLE TO THE PROJECT PRIOR TO THE START OF ANY WORKS AND FOR ITS DURATION.				16		4107		ELEVATIONS		-		FEB 2022		LOT 4107-3		A	
A				Chapman St Werrington NSW 2747						Author		1 : 100				ISSUED BY:	
REV				DATE		DESCRIPTION		BY									
A				03/2022		ISSUE FOR DEVELOPMENT APPLICATION											

02 9636 2465 | 02 9688 4762 | www.bathla.com.au

The Bathla Group

137 Gilba Road, Girraween NSW 2145
PO Box 270, Wentworthville NSW 2145

Connect with us

Building dreams together

NORTH:

PROJECT:

16

Chapman St Werrington NSW 2747

LOT NUMBER:

4107

DRAWING TITLE:

ELEVATIONS

PROJECT No.

DATE: FEB 2022

DRAWING No:

REV: A

DRAWN BY:

Author

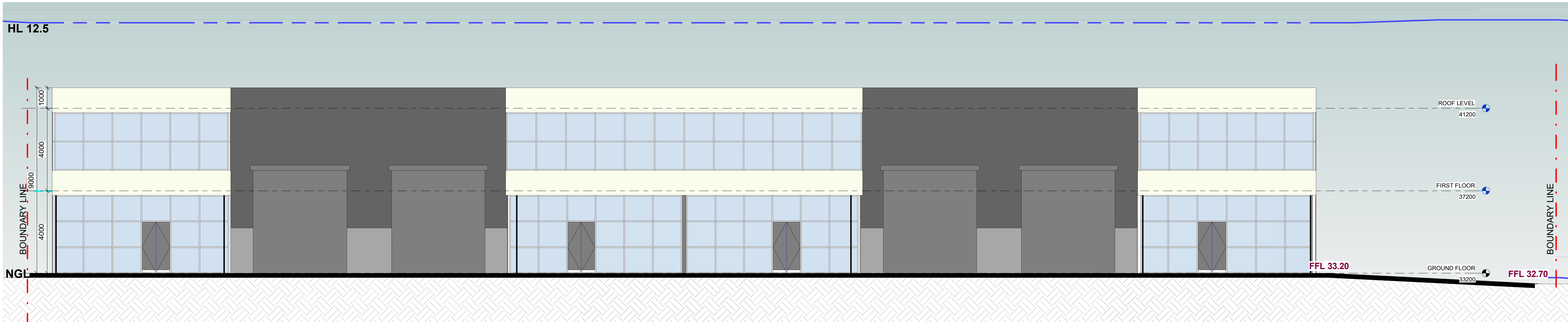
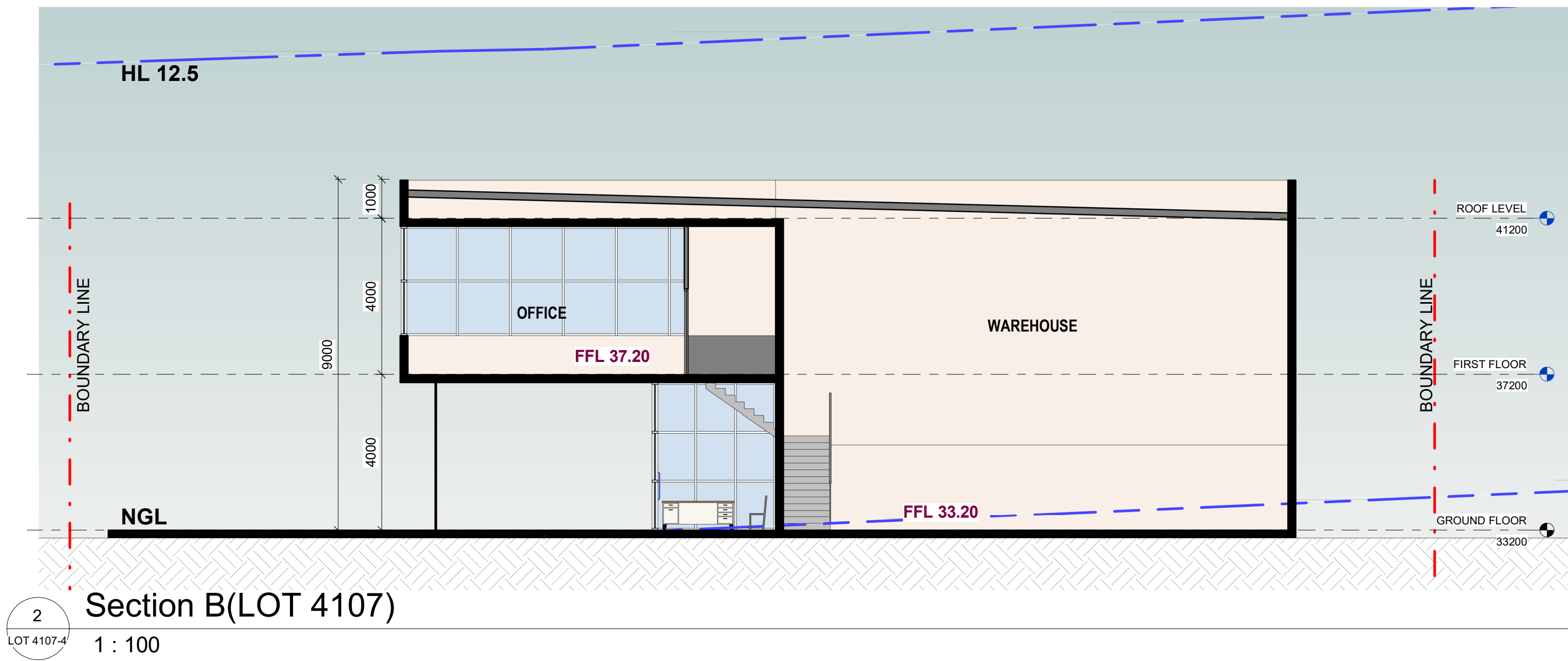
SCALE:

1 : 100

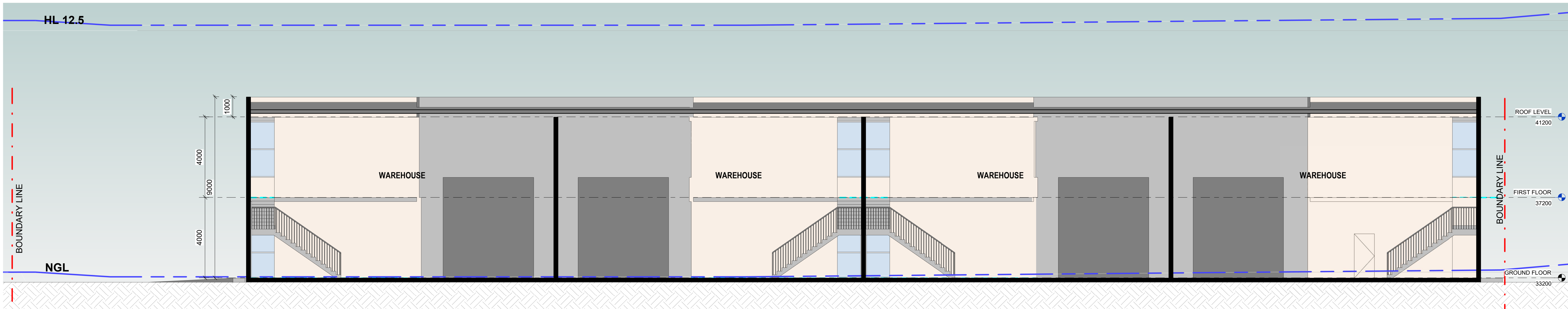
LOT 4107-3

ISSUED BY:

C:\Users\fan\Documents\Chapman St Werrington - Central_fan\7KQ36.rvt

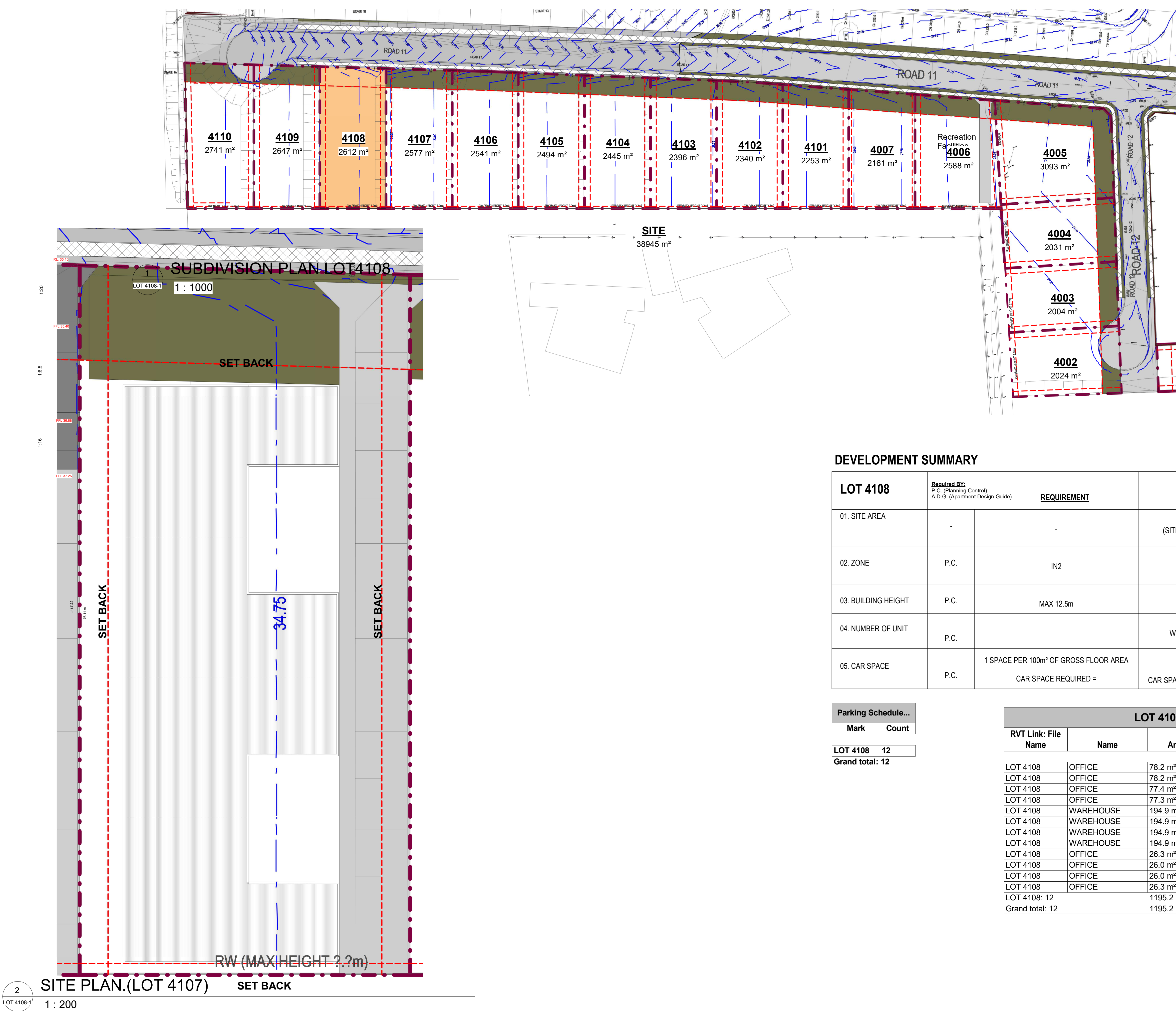


3
LOT 4107-4
Section C(LOT 4107)
1 : 100



1
LOT 4107-4
Section A(LOT 4107)
1 : 100

GENERAL NOTES:				NORTH:		PROJECT:		LOT NUMBER:		DRAWING TITLE:		DA ISSUE			
THIS DRAWING IS THE EXCLUSIVE PROPERTY OF THE DEVELOPER & THE REPRODUCTION OF ANY PART WITHOUT THE PRIOR WRITTEN CONSENT OF THE DEVELOPER IS A VIOLATION OF APPLICABLE LAWS. IN NO EVENT SHALL THE DEVELOPER BE HELD LIABLE FOR SPECIAL, COLLATERAL, INCIDENTAL OR CONSEQUENTIAL LIABILITY IN CONNECTION WITH THE USE OF THIS DIGITAL DATA ONCE RELEASED FROM THE DEVELOPER'S OFFICE. THIS DRAWING IS TO BE READ & UNDERSTOOD IN CONJUNCTION WITH THE STRUCTURAL, MECHANICAL, ELECTRICAL & / OR ANY OTHER CONSULTANT'S DOCUMENTATION AS MAY BE APPLICABLE TO THE PROJECT PRIOR TO THE START OF ANY WORKS AND FOR ITS DURATION.				02 9636 2465 02 9688 4762 www.bathla.com.au		16 Chapman St Werrington NSW 2747		4107		SECTIONS		PROJECT No. - DATE: FEB 2022 DRAWN BY: Author SCALE: 1 : 100			
REV DATE DESCRIPTION BY				The Bathla Group 137 Gilba Road, Girraween NSW 2145 PO Box 270, Wentworthville NSW 2145 Connect with us Building dreams together								DRAWING No: LOT 4107-4 REV: A ISSUED BY:			
												C:\Users\farid\Documents\Chapman St Werrington - Central_fari7KQ36.rvt			



DEVELOPMENT SUMMARY

LOT 4108	Required BY: P.C. (Planning Control) A.D.G. (Apartment Design Guide)	REQUIREMENT	PROPOSED	COMPLIES
01. SITE AREA	-	-	(SITE AREA) 2612m²	N/A
02. ZONE	P.C.	IN2	IN2	YES
03. BUILDING HEIGHT	P.C.	MAX 12.5m	9m	YES
04. NUMBER OF UNIT	P.C.		WAREHOUSE=4 OFFICE=8	YES
05. CAR SPACE	P.C.	1 SPACE PER 100m² OF GROSS FLOOR AREA CAR SPACE REQUIRED =	CAR SPACE PROPOSED = 12	YES

Parking Schedule...

Mark	Count
------	-------

LOT 4108	12
----------	----

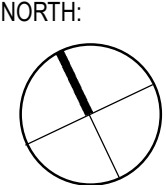
Grand total: 12

LOT 4108

RVT Link: File Name	Name	Area	Level
LOT 4108	OFFICE	78.2 m²	FIRST FLOOR
LOT 4108	OFFICE	78.2 m²	FIRST FLOOR
LOT 4108	OFFICE	77.4 m²	FIRST FLOOR
LOT 4108	OFFICE	77.3 m²	FIRST FLOOR
LOT 4108	WAREHOUSE	194.9 m²	Ground Floor
LOT 4108	WAREHOUSE	194.9 m²	Ground Floor
LOT 4108	WAREHOUSE	194.9 m²	Ground Floor
LOT 4108	WAREHOUSE	194.9 m²	Ground Floor
LOT 4108	OFFICE	26.3 m²	Ground Floor
LOT 4108	OFFICE	26.0 m²	Ground Floor
LOT 4108	OFFICE	26.0 m²	Ground Floor
LOT 4108	OFFICE	26.3 m²	Ground Floor
LOT 4108: 12		1195.2 m²	
Grand total: 12		1195.2 m²	

REV	DATE	DESCRIPTION	BY
A	03/2022	ISSUE FOR DEVELOPMENT APPLICATION	

GENERAL NOTES:
THIS DRAWING IS THE EXCLUSIVE PROPERTY OF THE DEVELOPER & THE REPRODUCTION OF ANY PART WITHOUT THE PRIOR WRITTEN CONSENT OF THE DEVELOPER IS A VIOLATION OF APPLICABLE LAWS. IN NO EVENT SHALL THE DEVELOPER BE HELD LIABLE FOR SPECIAL, COLLATERAL, INCIDENTAL OR CONSEQUENTIAL LIABILITY IN CONNECTION WITH THE USE OF THIS DIGITAL DATA ONCE RELEASED FROM THE DEVELOPER'S OFFICE. THIS DRAWING IS TO BE READ & UNDERSTOOD IN CONJUNCTION WITH THE STRUCTURAL, MECHANICAL, ELECTRICAL & / OR ANY OTHER CONSULTANT'S DOCUMENTATION AS MAY BE APPLICABLE TO THE PROJECT PRIOR TO THE START OF ANY WORKS AND FOR ITS DURATION.



02 9636 2465 | 02 9688 4762 | www.bathla.com.au

The Bathla Group

137 Gilba Road, Girraween NSW 2145
PO Box 270, Westworthville NSW 2145

Connect with us

Building dreams together

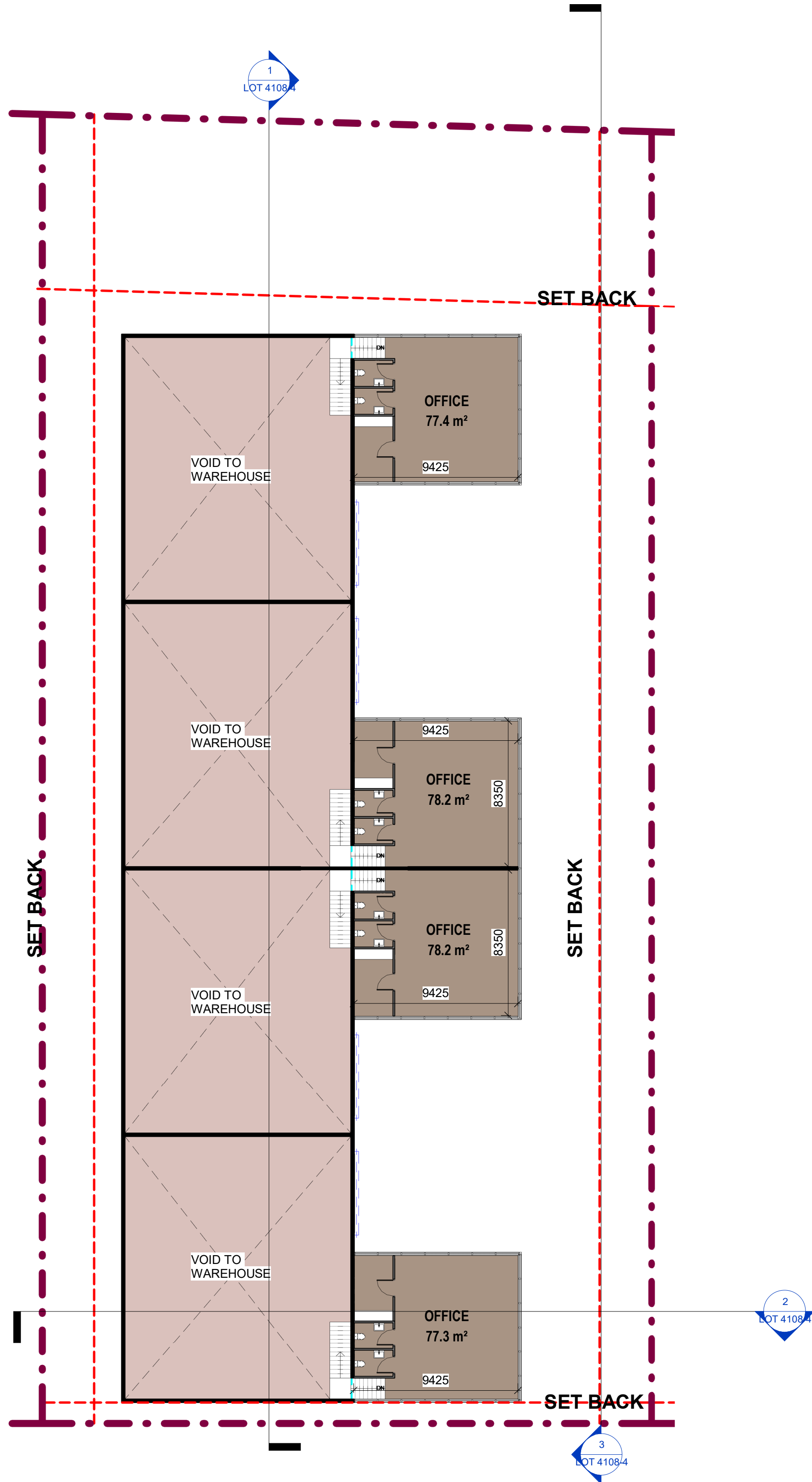
PROJECT:
16
Chapman St Werrington NSW 2747

LOT NUMBER:
4108

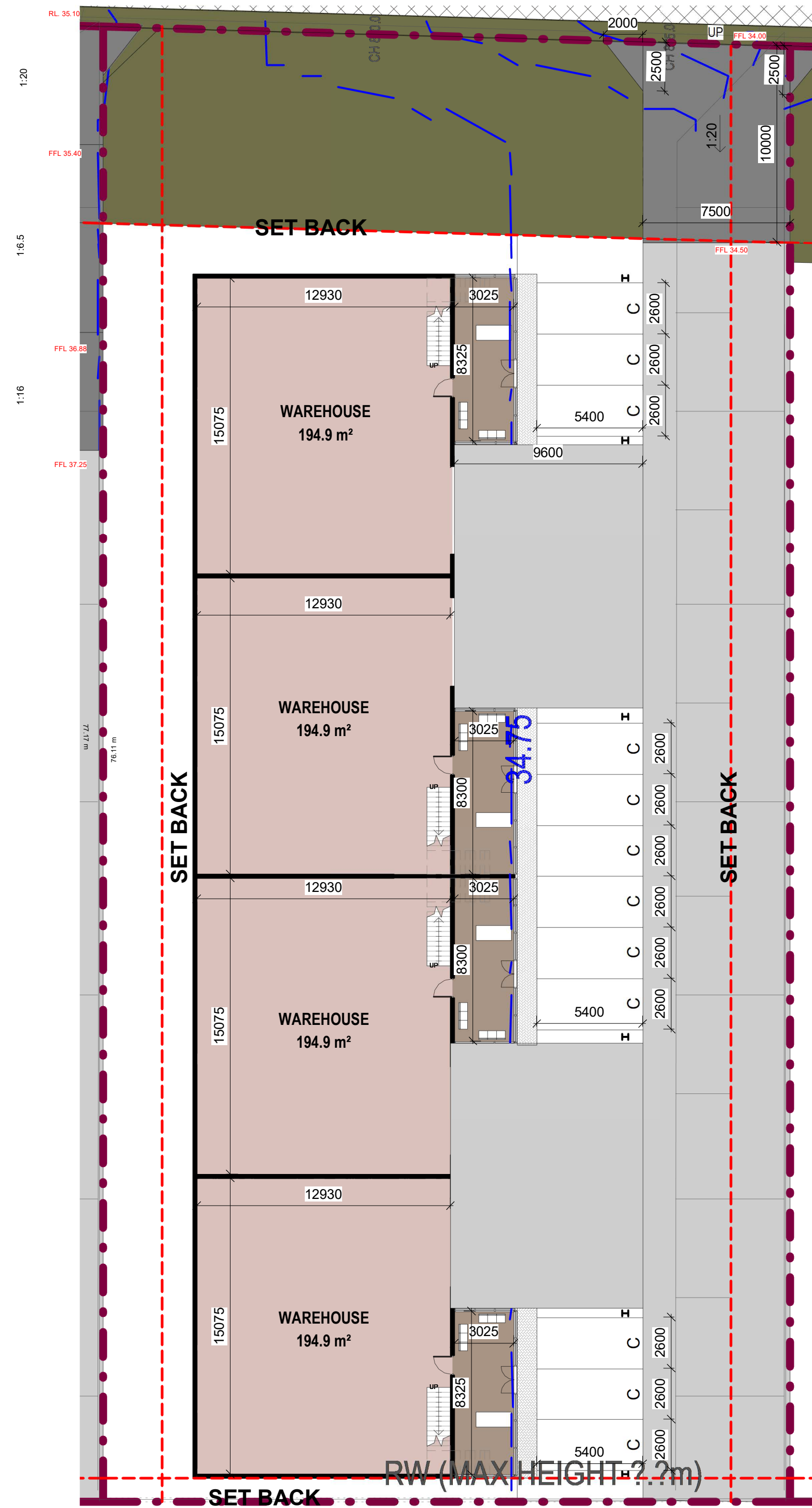
DRAWING TITLE:

SITE PLAN

PROJECT No.	DATE: FEB 2022	DRAWING No.	REV: A
DRAWN BY: Author	SCALE: As indicated	LOT 4108-1	ISSUED BY:
C:\Users\farid\Documents\Chapman St Werrington - Central_fari\7KQ36.rvt			

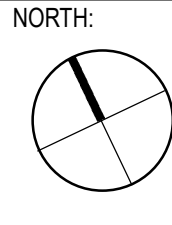


2
LOT 4108-2
FIRST FLOOR PLAN(LOT 4108)
1 : 200



1
LOT 4108-1
GROUND FLOOR PLAN(LOT 4107)
1 : 200

GENERAL NOTES:			
THIS DRAWING IS THE EXCLUSIVE PROPERTY OF THE DEVELOPER & THE REPRODUCTION OF ANY PART WITHOUT THE PRIOR WRITTEN CONSENT OF THE DEVELOPER IS A VIOLATION OF APPLICABLE LAWS. IN NO EVENT SHALL THE DEVELOPER BE HELD LIABLE FOR SPECIAL, COLLATERAL, INCIDENTAL OR CONSEQUENTIAL LIABILITY IN CONNECTION WITH THE USE OF THIS DIGITAL DATA ONCE RELEASED FROM THE DEVELOPER'S OFFICE. THIS DRAWING IS TO BE READ & UNDERSTOOD IN CONJUNCTION WITH THE STRUCTURAL, MECHANICAL, ELECTRICAL & / OR ANY OTHER CONSULTANT'S DOCUMENTATION AS MAY BE APPLICABLE TO THE PROJECT PRIOR TO THE START OF ANY WORKS AND FOR ITS DURATION.			
REV	DATE	DESCRIPTION	BY
A	03/2022	ISSUE FOR DEVELOPMENT APPLICATION	



02 9636 2465 | 02 9688 4762 | www.bathla.com.au

The Bathla Group

137 Gilba Road, Girraween NSW 2145
PO Box 270, Westworthville NSW 2145

Connect with us

“Building dreams together.”

PROJECT:
16
Chapman St Werrington NSW 2747

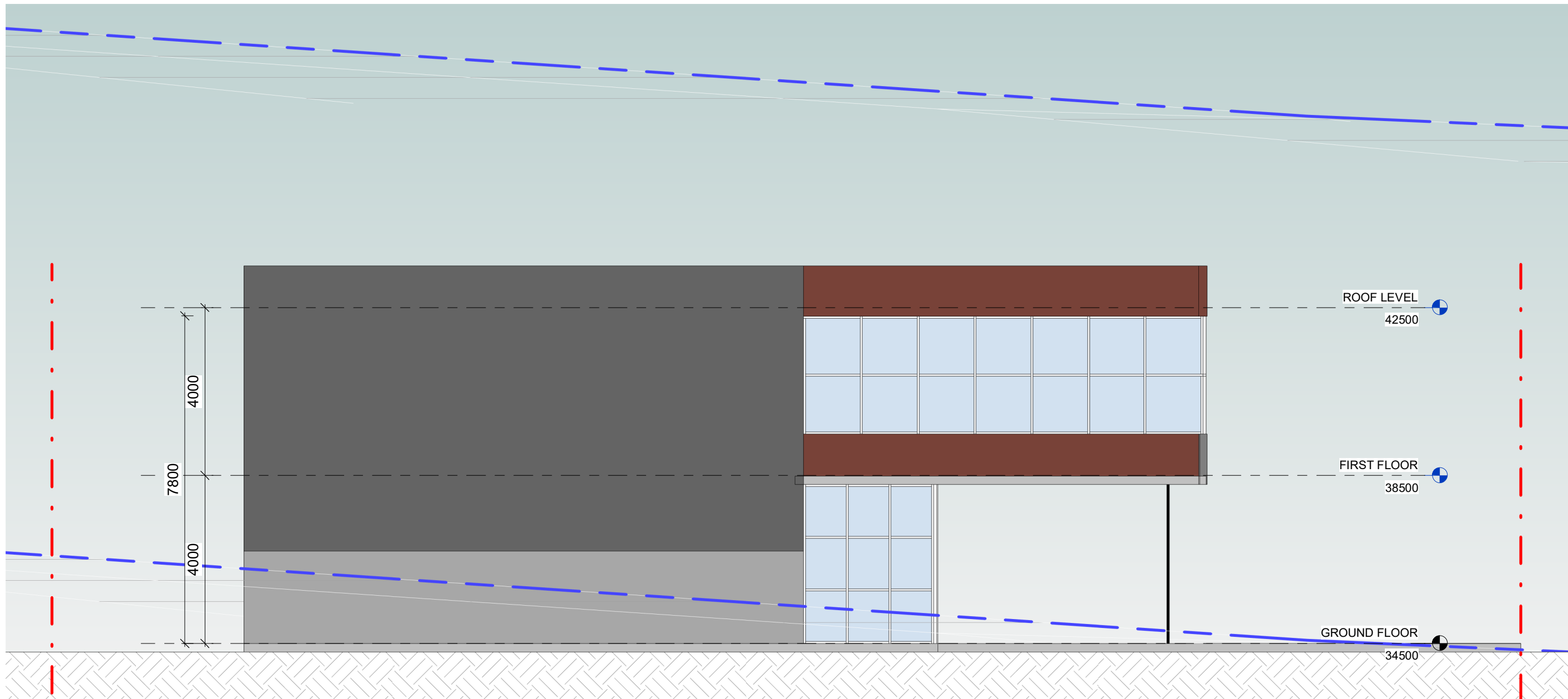
LOT NUMBER:
4108

DRAWING TITLE:

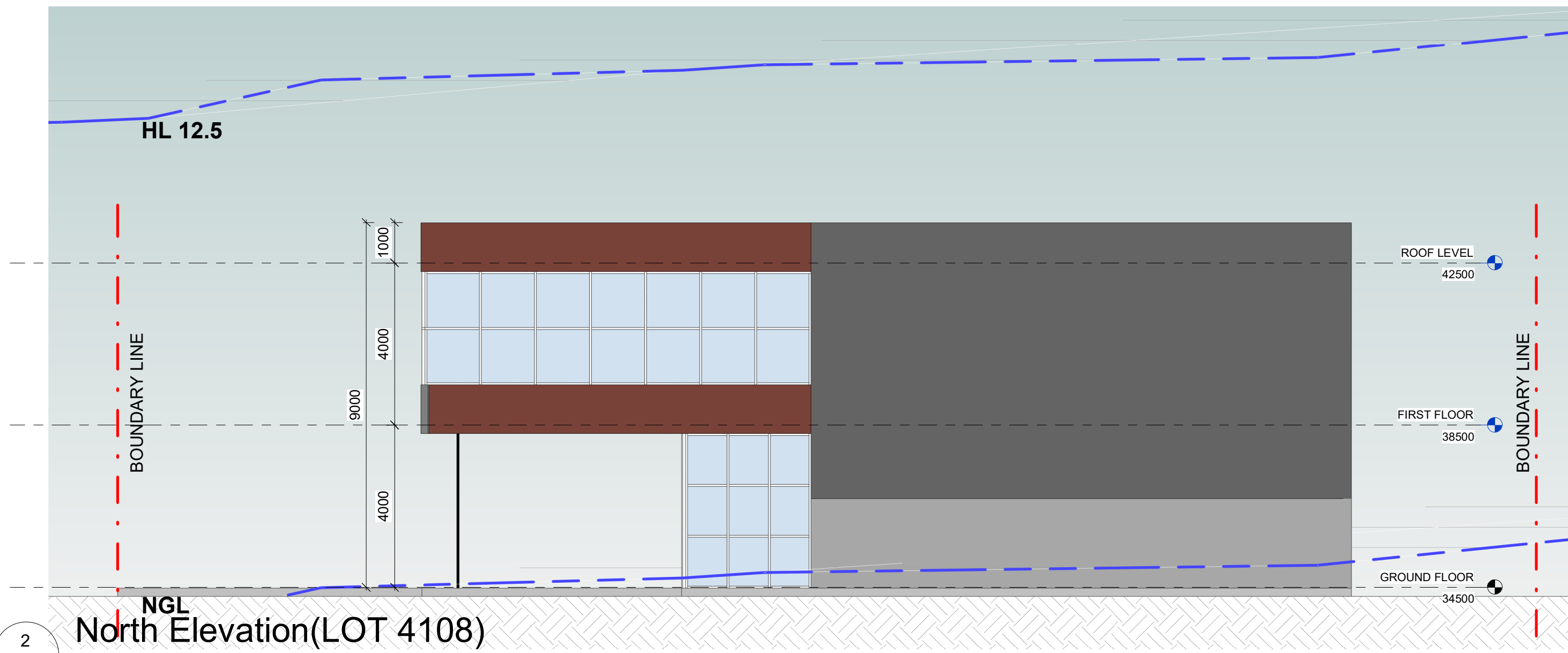
PLANS

DA ISSUE			
PROJECT No.	DATE	DRAWING No.	REV.
-	FEB 2022	LOT 4108-2	A
DRAWN BY:	SCALE:	ISSUED BY:	
Author	1 : 200		

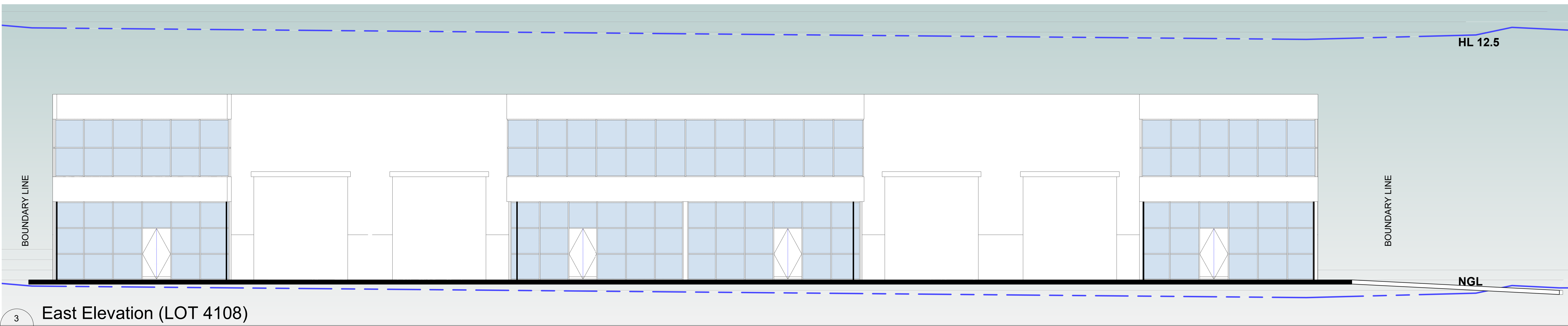
C:\Users\fan\Documents\Chapman St Werrington - Central_fan\7KQ36.rvt



1
LOT 4108-3
South Elevation(LOT 4108)
1 : 100

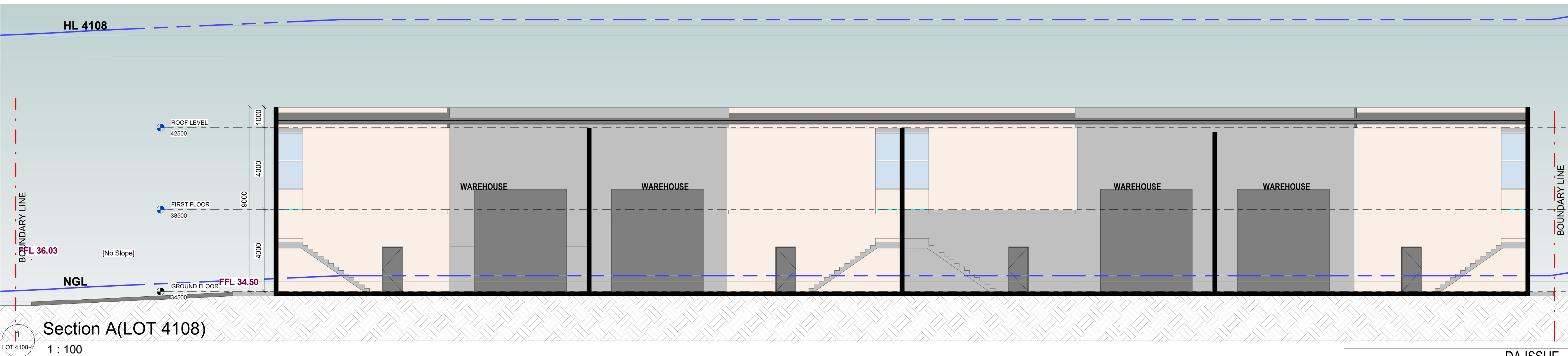
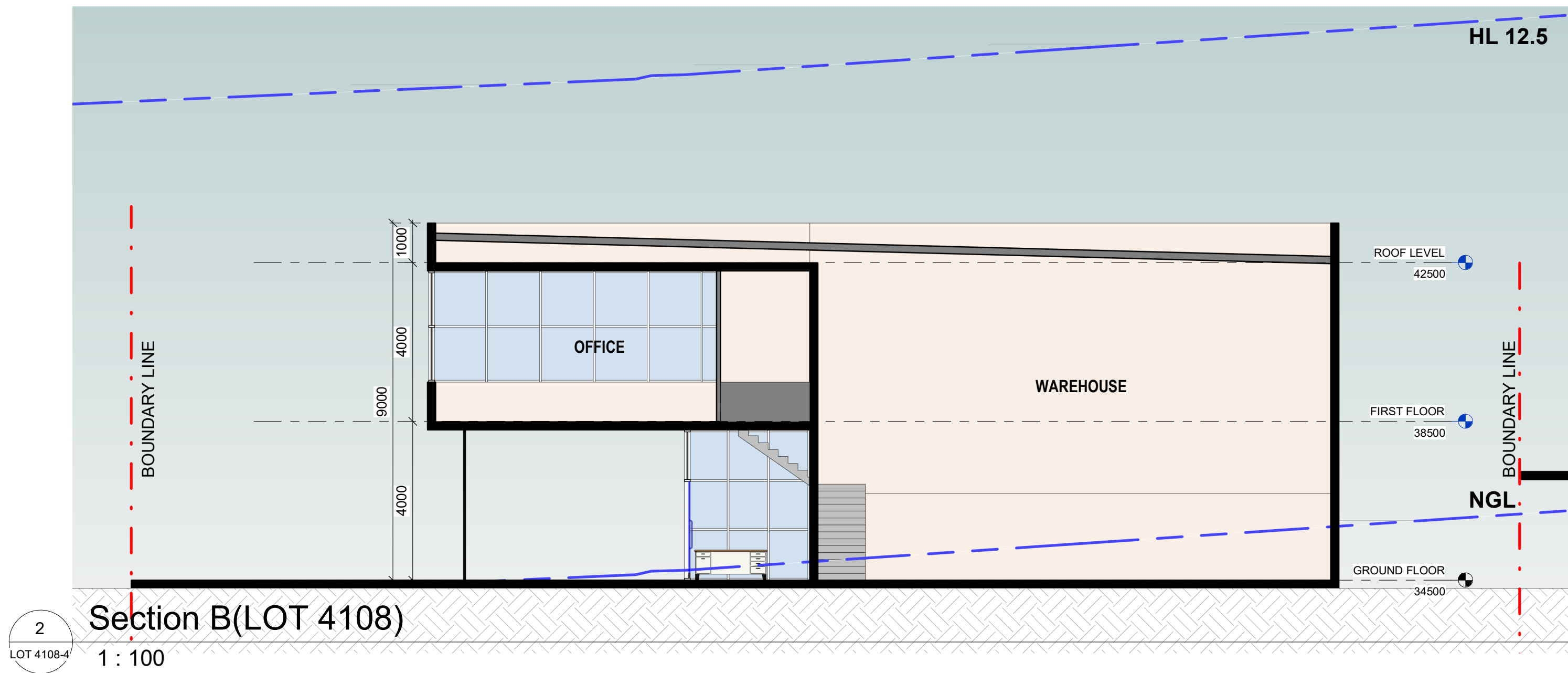


2
LOT 4108-3
North Elevation(LOT 4108)
1 : 100

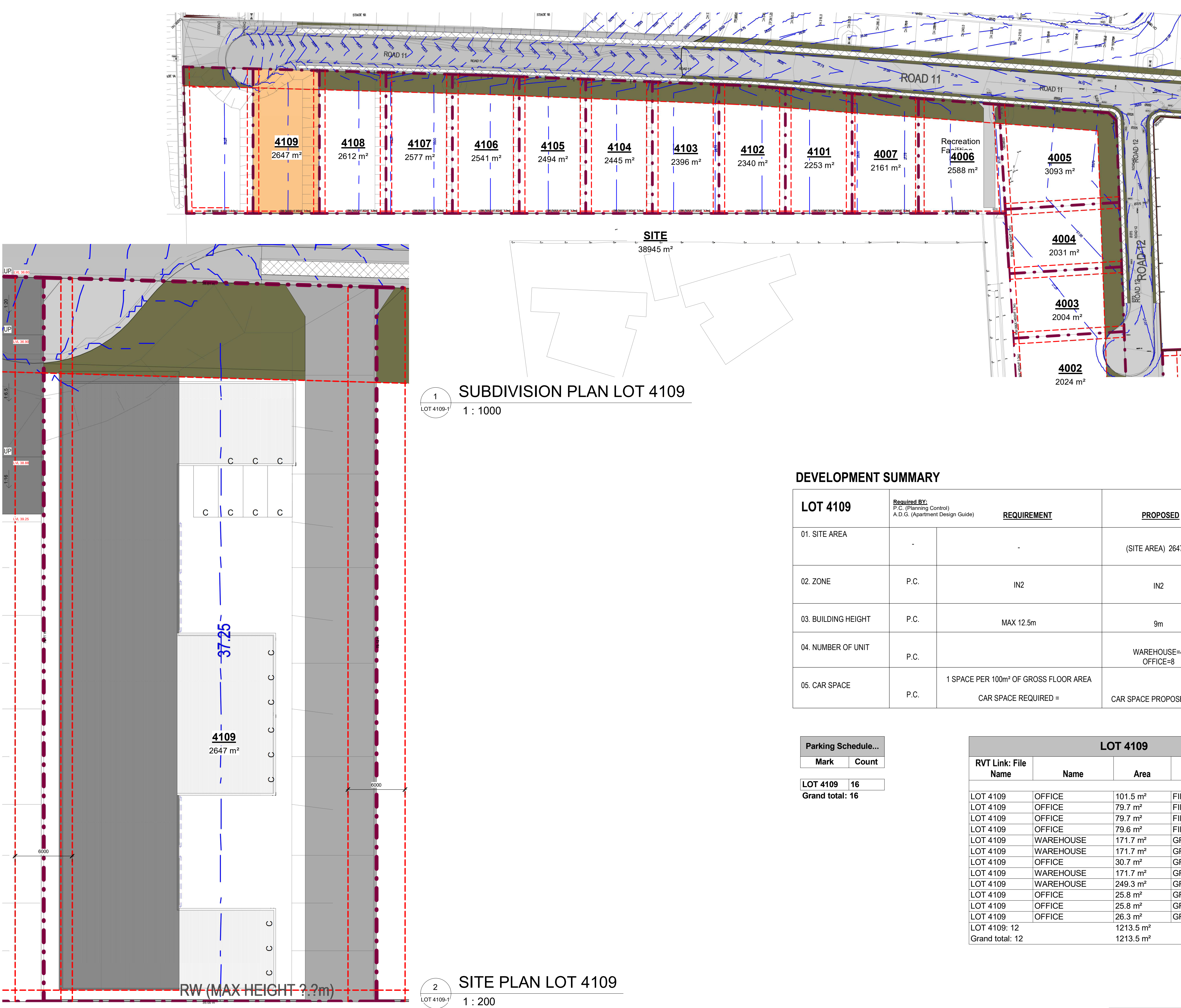


3
LOT 4108-3
East Elevation (LOT 4108)
1 : 100

GENERAL NOTES:				NORTH:		PROJECT:		LOT NUMBER:		DRAWING TITLE:		PROJECT No.		DATE:		DRAWING No:		REV:	
THIS DRAWING IS THE EXCLUSIVE PROPERTY OF THE DEVELOPER & THE REPRODUCTION OF ANY PART WITHOUT THE PRIOR WRITTEN CONSENT OF THE DEVELOPER IS A VIOLATION OF APPLICABLE LAWS. IN NO EVENT SHALL THE DEVELOPER BE HELD LIABLE FOR SPECIAL, COLLATERAL, INCIDENTAL OR CONSEQUENTIAL LIABILITY IN CONNECTION WITH THE USE OF THIS DIGITAL DATA ONCE RELEASED FROM THE DEVELOPER'S OFFICE. THIS DRAWING IS TO BE READ & UNDERSTOOD IN CONJUNCTION WITH THE STRUCTURAL, MECHANICAL, ELECTRICAL & / OR ANY OTHER CONSULTANT'S DOCUMENTATION AS MAY BE APPLICABLE TO THE PROJECT PRIOR TO THE START OF ANY WORKS AND FOR ITS DURATION.				02 9636 2465 02 9688 4762 www.bathla.com.au		16 Chapman St Werrington NSW 2747		4108		ELEVATIONS		-		FEB 2022		LOT 4108-3		A	
A 03/2022 ISSUE FOR DEVELOPMENT APPLICATION				The Bathla Group 137 Gilba Road, Girraween NSW 2145 PO Box 270, Wentworthville NSW 2145 Connect with us Building dreams together								DRAWN BY: Author		SCALE: 1 : 100		ISSUED BY:			
REV DATE DESCRIPTION BY																			



GENERAL NOTES:				NORTH:		PROJECT:		LOT NUMBER:		DRAWING TITLE:		PROJECT No.		DATE:		DRAWING No:		REV:	
THIS DRAWING IS THE EXCLUSIVE PROPERTY OF THE DEVELOPER & THE REPRODUCTION OF ANY PART WITHOUT THE PRIOR WRITTEN CONSENT OF THE DEVELOPER IS A VIOLATION OF APPLICABLE LAWS. IN NO EVENT SHALL THE DEVELOPER BE HELD LIABLE FOR SPECIAL, COLLATERAL, INCIDENTAL OR CONSEQUENTIAL LIABILITY IN CONNECTION WITH THE USE OF THIS DIGITAL DATA ONCE RELEASED FROM THE DEVELOPER'S OFFICE. THIS DRAWING IS TO BE READ & UNDERSTOOD IN CONJUNCTION WITH THE STRUCTURAL, MECHANICAL, ELECTRICAL & / OR ANY OTHER CONSULTANT'S DOCUMENTATION AS MAY BE APPLICABLE TO THE PROJECT PRIOR TO THE START OF ANY WORKS AND FOR ITS DURATION.				The Bathla Group		16		4108		SECTIONS		-		FEB 2022		LOT 4108-4		A	
ISSUE FOR DEVELOPMENT APPLICATION				Connect with us		Chapman St Werrington NSW 2747						Author		1 : 100				ISSUED BY:	
REV DATE DESCRIPTION BY																			
A 03/2022																			



SUBDIVISION PLAN LOT 4109

1 : 1000

DEVELOPMENT SUMMARY

LOT 4109	Required BY: P.C. (Planning Control) A.D.G. (Apartment Design Guide)	REQUIREMENT	PROPOSED	COMPLIES
01. SITE AREA	-	-	(SITE AREA) 2647m²	N/A
02. ZONE	P.C.	IN2	IN2	YES
03. BUILDING HEIGHT	P.C.	MAX 12.5m	9m	YES
04. NUMBER OF UNIT	P.C.		WAREHOUSE=4 OFFICE=8	YES
05. CAR SPACE	P.C.	1 SPACE PER 100m² OF GROSS FLOOR AREA CAR SPACE REQUIRED =	CAR SPACE PROPOSED = 12	YES

Parking Schedule...

Mark	Count
------	-------

LOT 4109 16

Grand total: 16

LOT 4109

RVT Link: File Name	Name	Area	Level
LOT 4109	OFFICE	101.5 m²	FIRST FLOOR
LOT 4109	OFFICE	79.7 m²	FIRST FLOOR
LOT 4109	OFFICE	79.7 m²	FIRST FLOOR
LOT 4109	OFFICE	79.6 m²	FIRST FLOOR
LOT 4109	WAREHOUSE	171.7 m²	GROUND FLOOR
LOT 4109	WAREHOUSE	171.7 m²	GROUND FLOOR
LOT 4109	OFFICE	30.7 m²	GROUND FLOOR
LOT 4109	WAREHOUSE	171.7 m²	GROUND FLOOR
LOT 4109	WAREHOUSE	249.3 m²	GROUND FLOOR
LOT 4109	OFFICE	25.8 m²	GROUND FLOOR
LOT 4109	OFFICE	25.8 m²	GROUND FLOOR
LOT 4109	OFFICE	26.3 m²	GROUND FLOOR
LOT 4109: 12		1213.5 m²	
Grand total: 12		1213.5 m²	

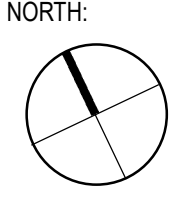
SITE PLAN LOT 4109

1 : 200

REV	DATE	DESCRIPTION	BY
A	03/2022	ISSUE FOR DEVELOPMENT APPLICATION	

GENERAL NOTES:

THIS DRAWING IS THE EXCLUSIVE PROPERTY OF THE DEVELOPER & THE REPRODUCTION OF ANY PART WITHOUT THE PRIOR WRITTEN CONSENT OF THE DEVELOPER IS A VIOLATION OF APPLICABLE LAWS. IN NO EVENT SHALL THE DEVELOPER BE HELD LIABLE FOR SPECIAL, COLLATERAL, INCIDENTAL OR CONSEQUENTIAL LIABILITY IN CONNECTION WITH THE USE OF THIS DIGITAL DATA ONCE RELEASED FROM THE DEVELOPERS OFFICE. THIS DRAWING IS TO BE READ & UNDERSTOOD IN CONJUNCTION WITH THE STRUCTURAL, MECHANICAL, ELECTRICAL & / OR ANY OTHER CONSULTANT'S DOCUMENTATION AS MAY BE APPLICABLE TO THE PROJECT PRIOR TO THE START OF ANY WORKS AND FOR ITS DURATION.



02 9636 2465 | 02 9688 4762 | www.bathla.com.au

The Bathla Group

137 Gilba Road, Girraween NSW 2145
PO Box 270, Westworthville NSW 2145

Connect with us

“Building dreams together”

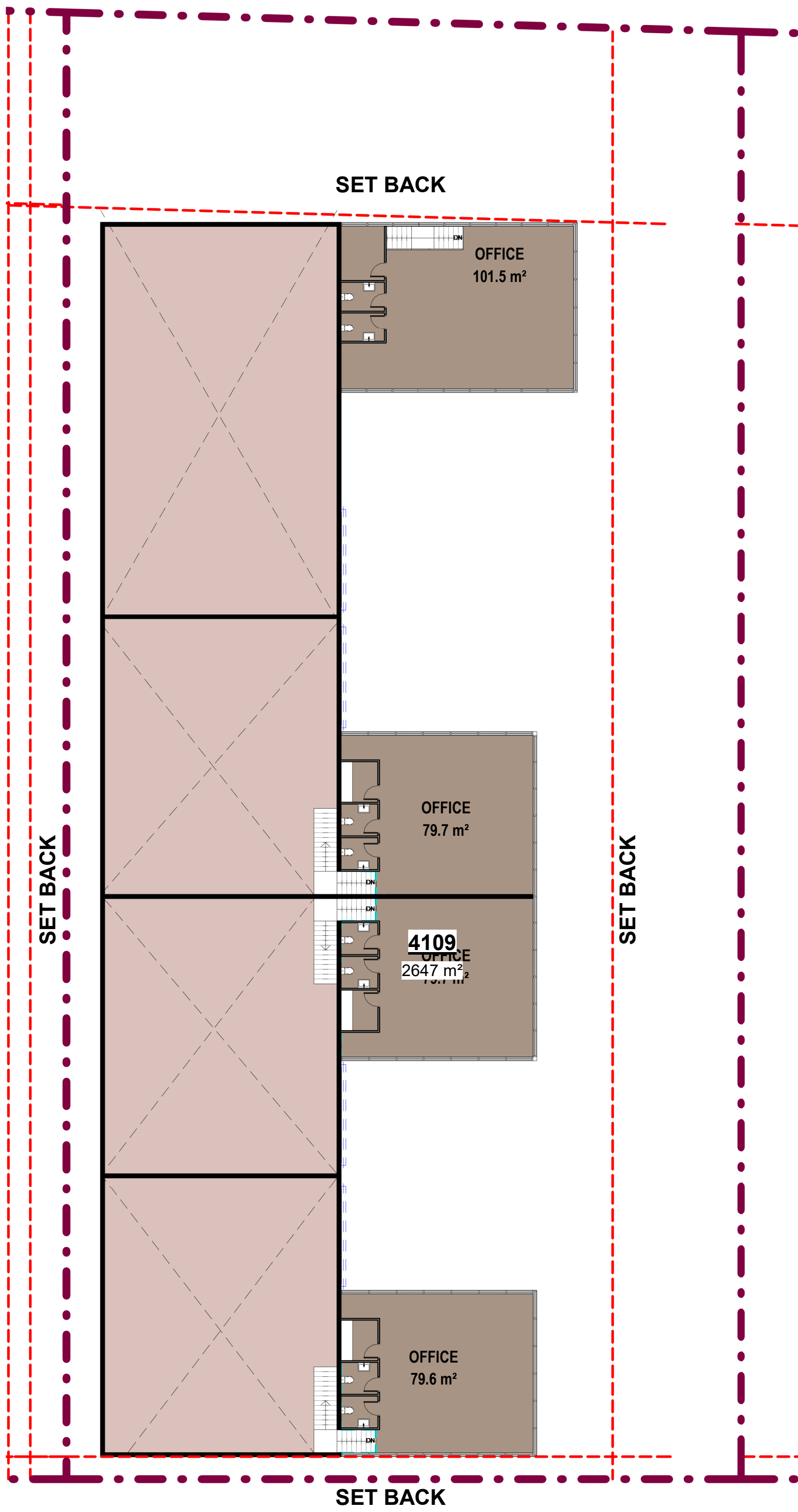
PROJECT:
16
Chapman St Werrington NSW 2747

LOT NUMBER:
4109

DRAWING TITLE:
SITE PLAN

PROJECT No.	DATE: FEB 2022	DRAWING No.	REV: A
DRAWN BY: Author	SCALE: As indicated	LOT 4109-1	ISSUED BY:
C:\Users\farid\Documents\Chapman St Werrington - Central_fari\7KQ36.rvt			

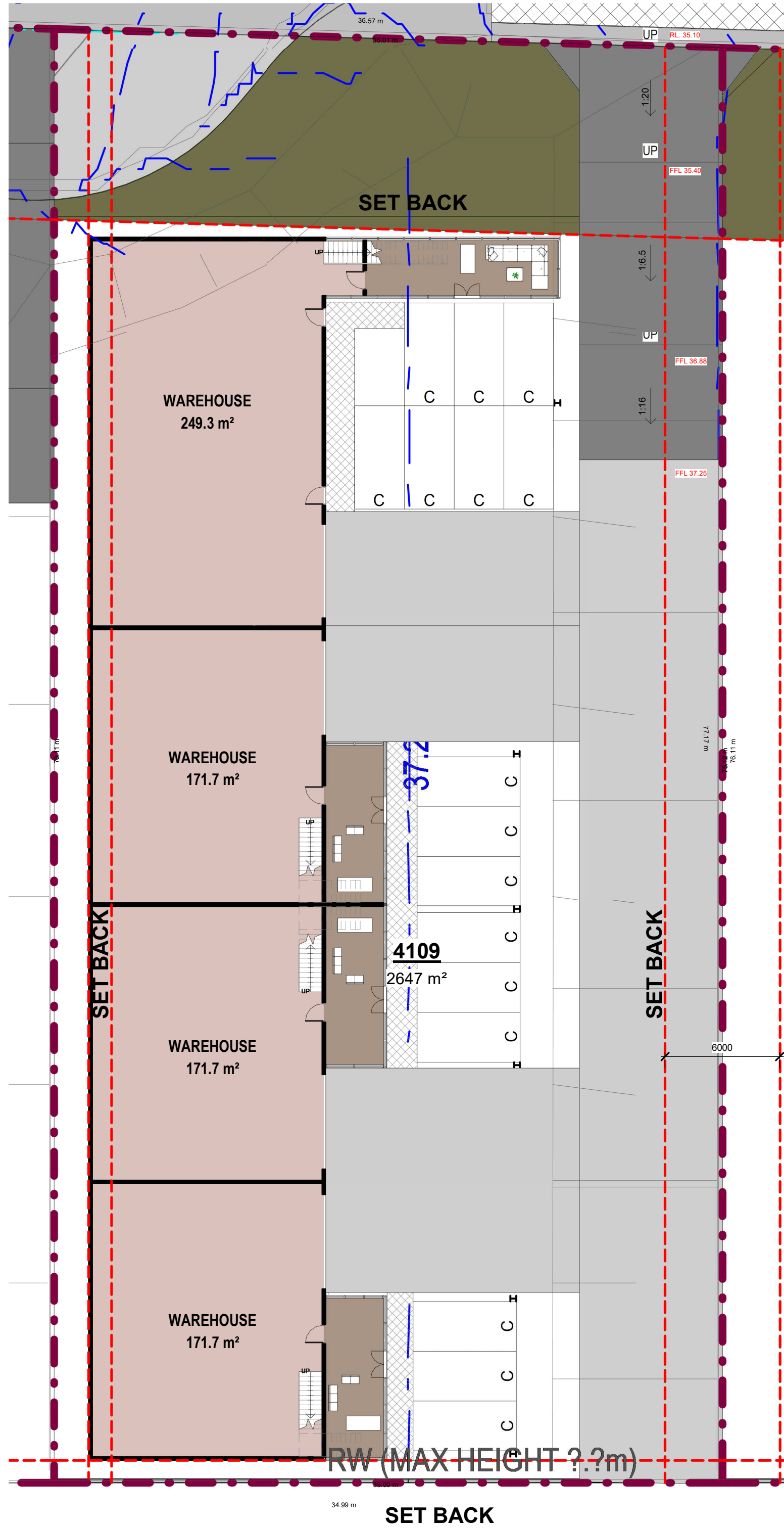
DA ISSUE



2
LOT 4109-2

FIRST FLOOR PLAN(LOT 4109)

1 : 200



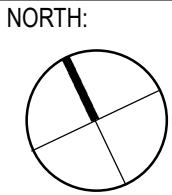
1
LOT 4109-2

GROUND FLOOR 4109

1 : 200

REV	DATE	DESCRIPTION	BY
A	03/2022	ISSUE FOR DEVELOPMENT APPLICATION	

GENERAL NOTES:
THIS DRAWING IS THE EXCLUSIVE PROPERTY OF THE DEVELOPER & THE REPRODUCTION OF ANY PART WITHOUT THE PRIOR WRITTEN CONSENT OF THE DEVELOPER IS A VIOLATION OF APPLICABLE LAWS. IN NO EVENT SHALL THE DEVELOPER BE HELD LIABLE FOR SPECIAL, COLLATERAL, INCIDENTAL OR CONSEQUENTIAL LIABILITY IN CONNECTION WITH THE USE OF THIS DIGITAL DATA ONCE RELEASED FROM THE DEVELOPER'S OFFICE. THIS DRAWING IS TO BE READ & UNDERSTOOD IN CONJUNCTION WITH THE STRUCTURAL, MECHANICAL, ELECTRICAL & / OR ANY OTHER CONSULTANT'S DOCUMENTATION AS MAY BE APPLICABLE TO THE PROJECT PRIOR TO THE START OF ANY WORKS AND FOR ITS DURATION.



02 9636 2465 | 02 9688 4762 | www.bathla.com.au

The Bathla Group

137 Gilba Road, Gorravren NSW 2145
PO Box 270, Wentworthville NSW 2145

Connect with us

“Building dreams together.”

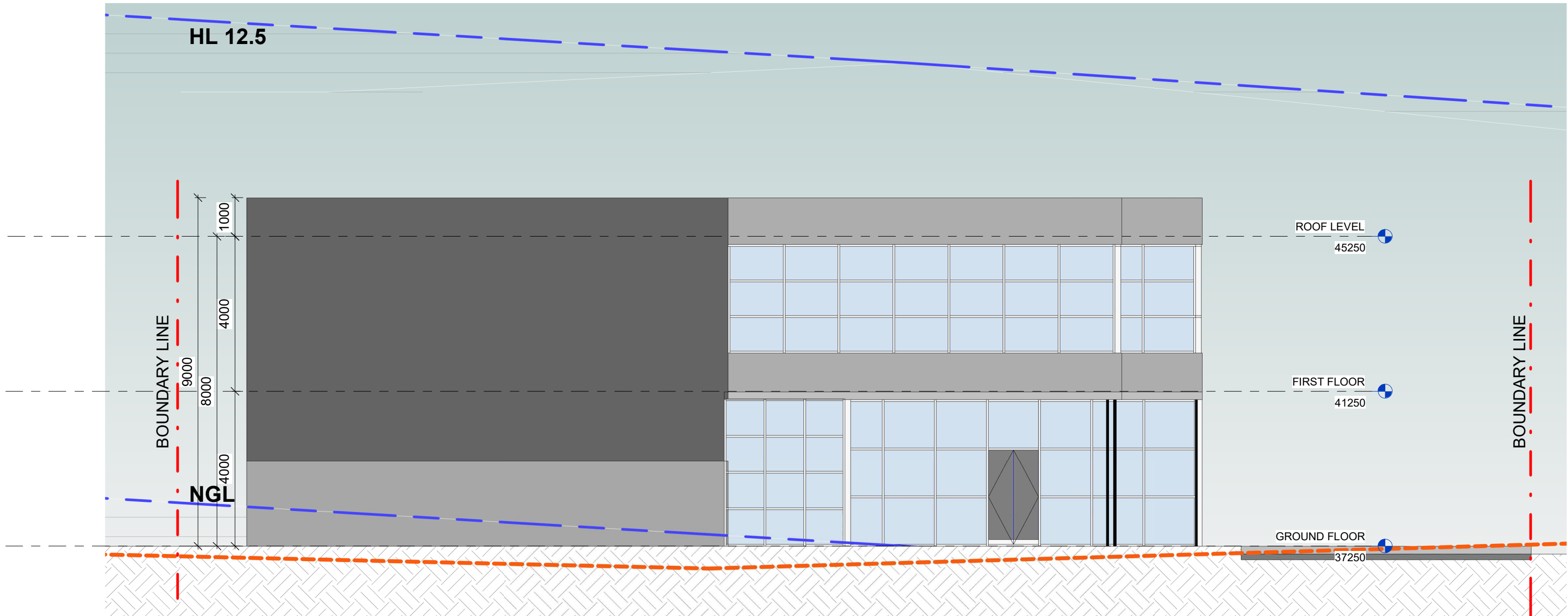
PROJECT:
16
Chapman St Werrington NSW 2747

LOT NUMBER:
4109

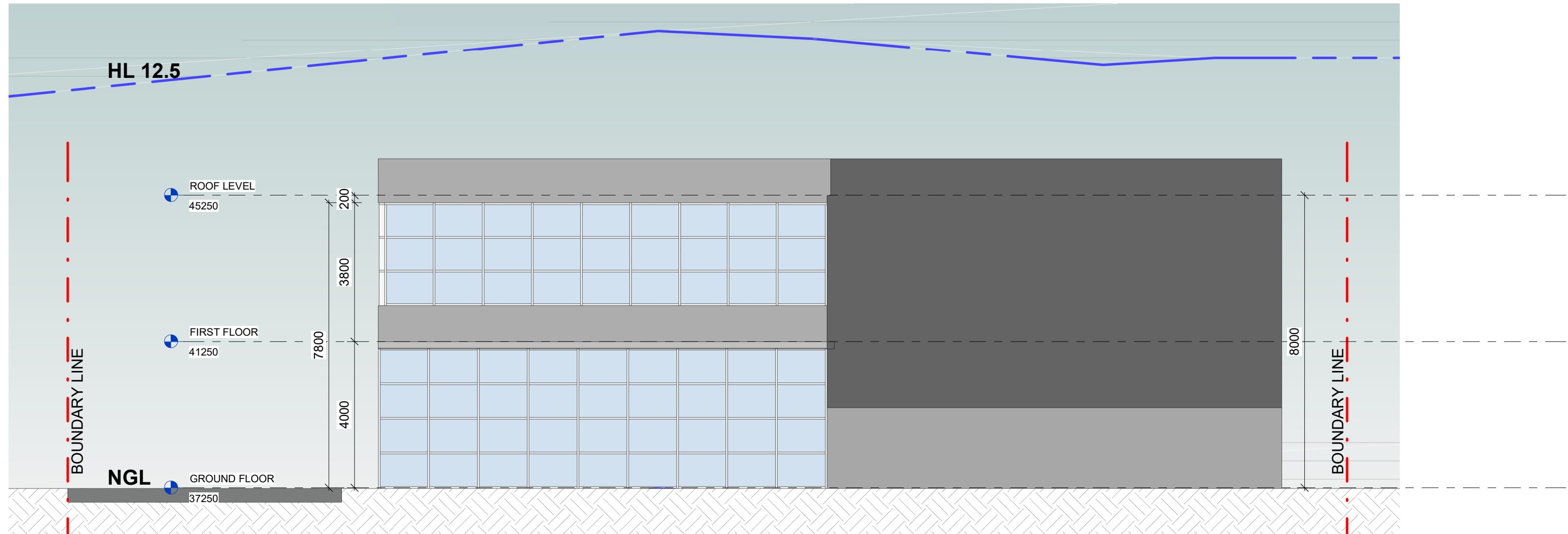
DRAWING TITLE:
PLANS

DA ISSUE			
PROJECT No.	DATE	DRAWING No.	REV.
-	FEB 2022	LOT 4109-2	A
DRAWN BY:	SCALE:	ISSUED BY:	
Author	1 : 200		


C:\Users\farid\Documents\Chapman St Werrington - Central_fari\7KQ36.rvt



3
LOT 4109-3
South Elevation(LOT 4109)
1 : 100

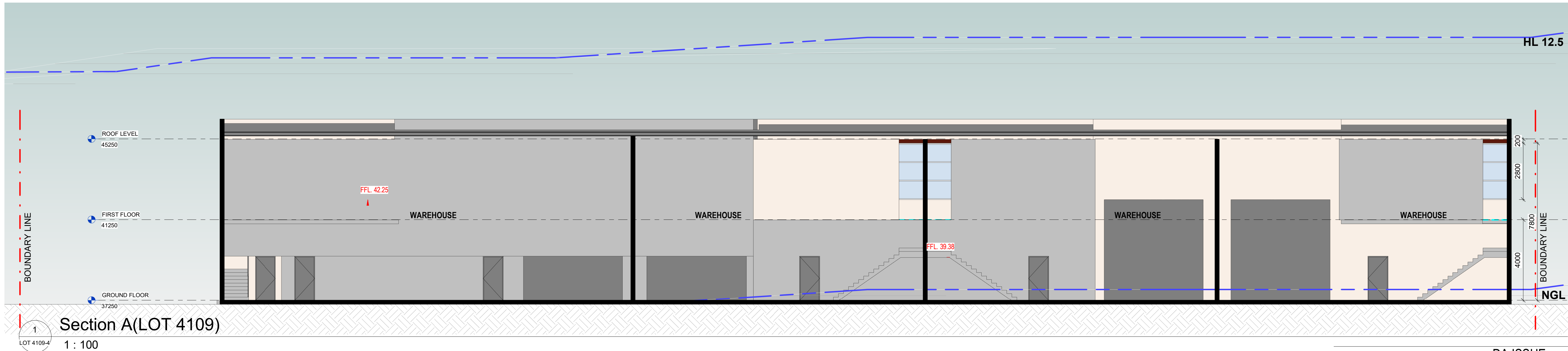

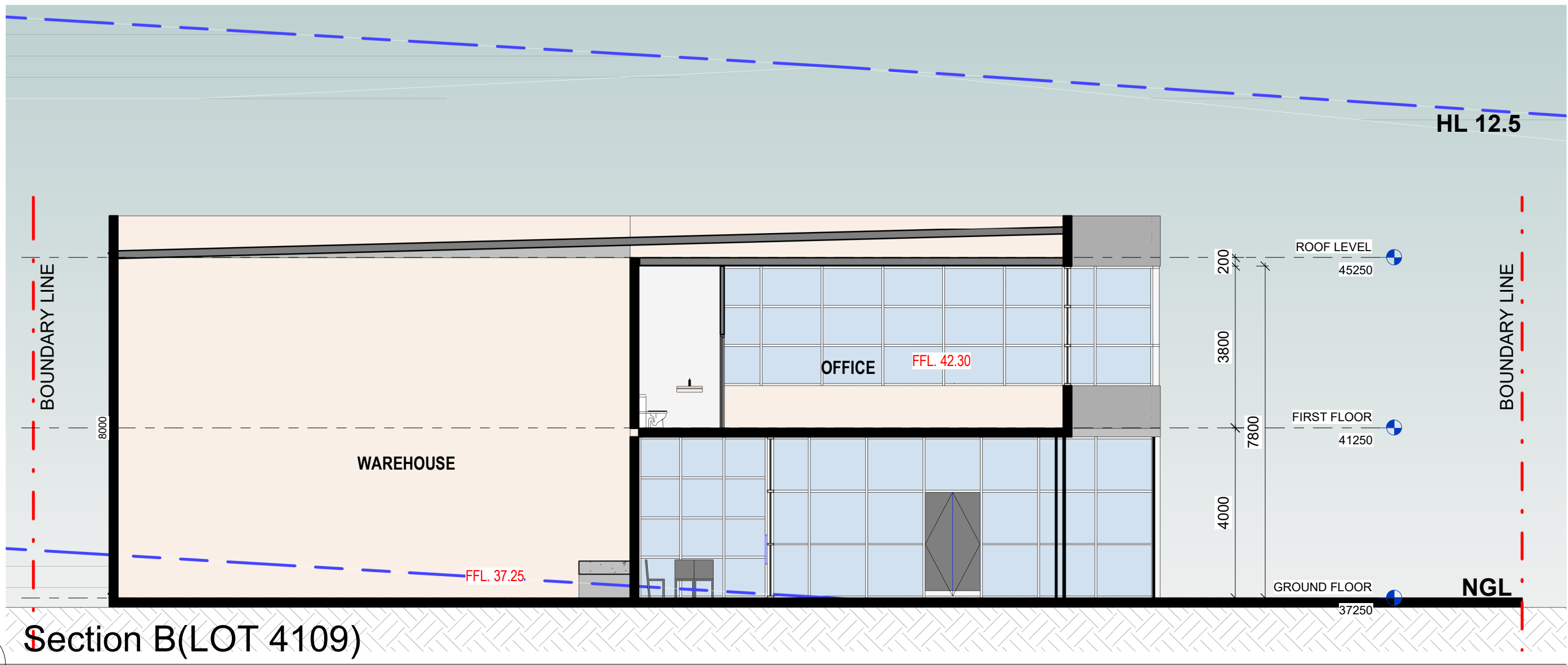


2
LOT 4109-3
North Elevation(LOT 4109)
1 : 100

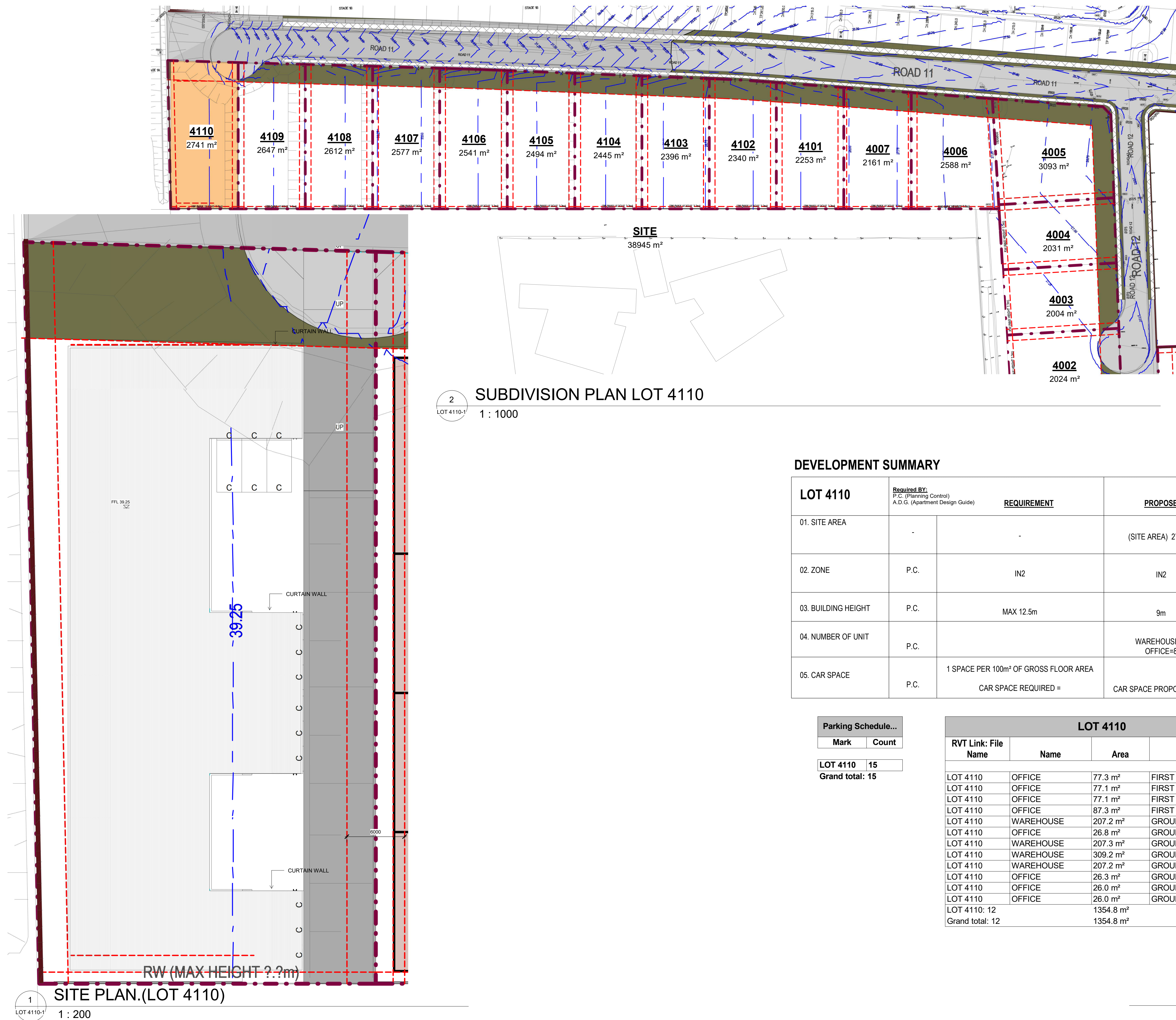


1
LOT 4109-3
East Elevation(LOT 4109)
1 : 100

GENERAL NOTES:				NORTH:		PROJECT:		LOT NUMBER:		DRAWING TITLE:		PROJECT No.:		DATE:		DRAWING No.:		REV:	
THIS DRAWING IS THE EXCLUSIVE PROPERTY OF THE DEVELOPER & THE REPRODUCTION OF ANY PART WITHOUT THE PRIOR WRITTEN CONSENT OF THE DEVELOPER IS A VIOLATION OF APPLICABLE LAWS. IN NO EVENT SHALL THE DEVELOPER BE HELD LIABLE FOR SPECIAL, COLLATERAL, INCIDENTAL OR CONSEQUENTIAL LIABILITY IN CONNECTION WITH THE USE OF THIS DIGITAL DATA ONCE RELEASED FROM THE DEVELOPER'S OFFICE. THIS DRAWING IS TO BE READ & UNDERSTOOD IN CONJUNCTION WITH THE STRUCTURAL, MECHANICAL, ELECTRICAL & / OR ANY OTHER CONSULTANT'S DOCUMENTATION AS MAY BE APPLICABLE TO THE PROJECT PRIOR TO THE START OF ANY WORKS AND FOR ITS DURATION.				The Bathla Group		16		4109		ELEVATIONS		Author		FEB 2022		LOT 4109-3		A	
A				03/2022		ISSUE FOR DEVELOPMENT APPLICATION		17 Gilba Road, Girraween NSW 2145		1 : 100		DA ISSUE		15/03/2022 10:54:20 AM		15/03/2022 10:54:20 AM		15/03/2022 10:54:20 AM	
REV				DATE		DESCRIPTION		BY		Chapman St Werrington NSW 2747		C:\Users\fan\Documents\Chapman St Werrington - Central_fan\7KQ36.rvt							



										DA ISSUE									



LOT 4110	Required By: P.C. (Planning Control) A.D.G. (Apartment Design Guide)		REQUIREMENT	PROPOSED	COMPLIES
	01. SITE AREA	-	-	(SITE AREA) 2741m²	N/A
02. ZONE	P.C.	IN2	IN2	YES	
03. BUILDING HEIGHT	P.C.	MAX 12.5m	9m	YES	
04. NUMBER OF UNIT	P.C.		WAREHOUSE=4 OFFICE=8	YES	
05. CAR SPACE	P.C.	1 SPACE PER 100m² OF GROSS FLOOR AREA CAR SPACE REQUIRED =	CAR SPACE PROPOSED = 12	YES	

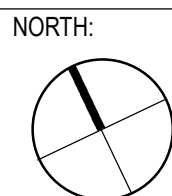
Parking Schedule...	
Mark	Count
LOT 4110	15
Grand total: 15	

LOT 4110			
RVT Link: File Name	Name	Area	Level
LOT 4110	OFFICE	77.3 m ²	FIRST FLOOR
LOT 4110	OFFICE	77.1 m ²	FIRST FLOOR
LOT 4110	OFFICE	77.1 m ²	FIRST FLOOR
LOT 4110	OFFICE	87.3 m ²	FIRST FLOOR
LOT 4110	WAREHOUSE	207.2 m ²	GROUND FLOOR
LOT 4110	OFFICE	26.8 m ²	GROUND FLOOR
LOT 4110	WAREHOUSE	207.3 m ²	GROUND FLOOR
LOT 4110	WAREHOUSE	309.2 m ²	GROUND FLOOR
LOT 4110	WAREHOUSE	207.2 m ²	GROUND FLOOR
LOT 4110	OFFICE	26.3 m ²	GROUND FLOOR
LOT 4110	OFFICE	26.0 m ²	GROUND FLOOR
LOT 4110	OFFICE	26.0 m ²	GROUND FLOOR
LOT 4110: 12		1354.8 m ²	
Grand total: 12		1354.8 m ²	

A	03/2022	ISSUE FOR DEVELOPMENT APPLICATION	
REV	DATE	DESCRIPTION	BY

GENERAL NOTES:

THIS DRAWING IS THE EXCLUSIVE PROPERTY OF THE DEVELOPER & THE REPRODUCTION OF ANY PART WITHOUT THE PRIOR WRITTEN CONSENT OF THE DEVELOPER IS A VIOLATION OF APPLICABLE LAWS. IN NO EVENT SHALL THE DEVELOPER BE HELD LIABLE FOR SPECIAL, COLLATERAL, INCIDENTAL OR CONSEQUENTIAL LIABILITY IN CONNECTION WITH THE USE OF THIS DIGITAL DATA ONCE RELEASED FROM THE DEVELOPER'S OFFICE. THIS DRAWING IS TO BE READ & UNDERSTOOD IN CONJUNCTION WITH THE STRUCTURAL, MECHANICAL, ELECTRICAL & / OR ANY OTHER CONSULTANT'S DOCUMENTATION AS MAY BE APPLICABLE TO THE PROJECT PRIOR TO THE START OF ANY WORKS AND FOR ITS DURATION.



02 9636 2465 | 02 9688 4762 | www.bathla.com.au

The Bathla Group

137 Gilba Road, Girraween NSW 2145
PO Box 270, Wentworthville NSW 2145

Connect with us

"Building dreams together"

PROJECT:
16
Chapman St Werrington NSW 2747

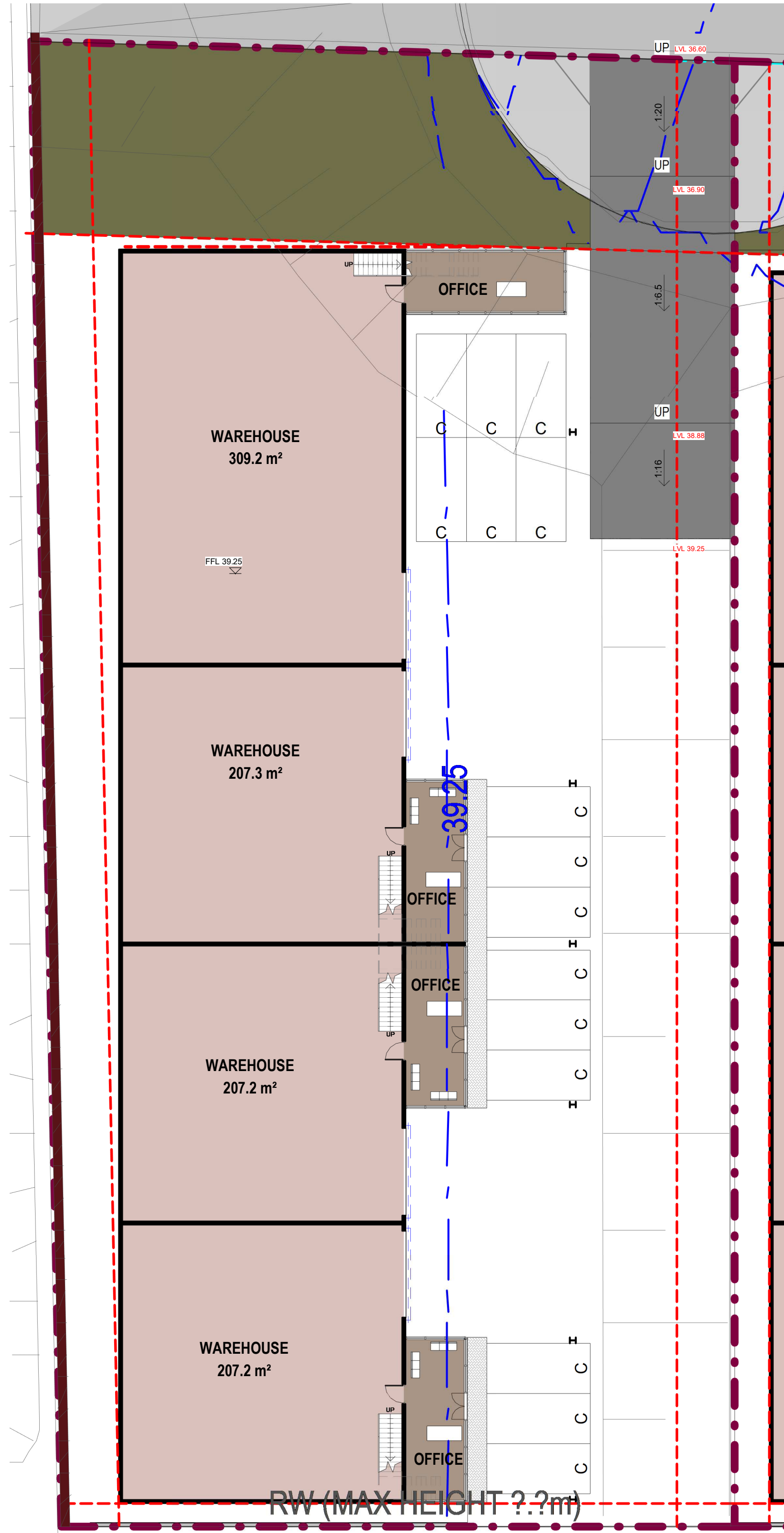
LOT NUMBER
4110

DRAWING TITLE:

SITE PLAN

PROJECT No. -	DATE: FEB 2022	DRAWING No: LOT 4110-1	REV: A
DRAWN BY: Author	SCALE: As indicated		ISSUED BY:

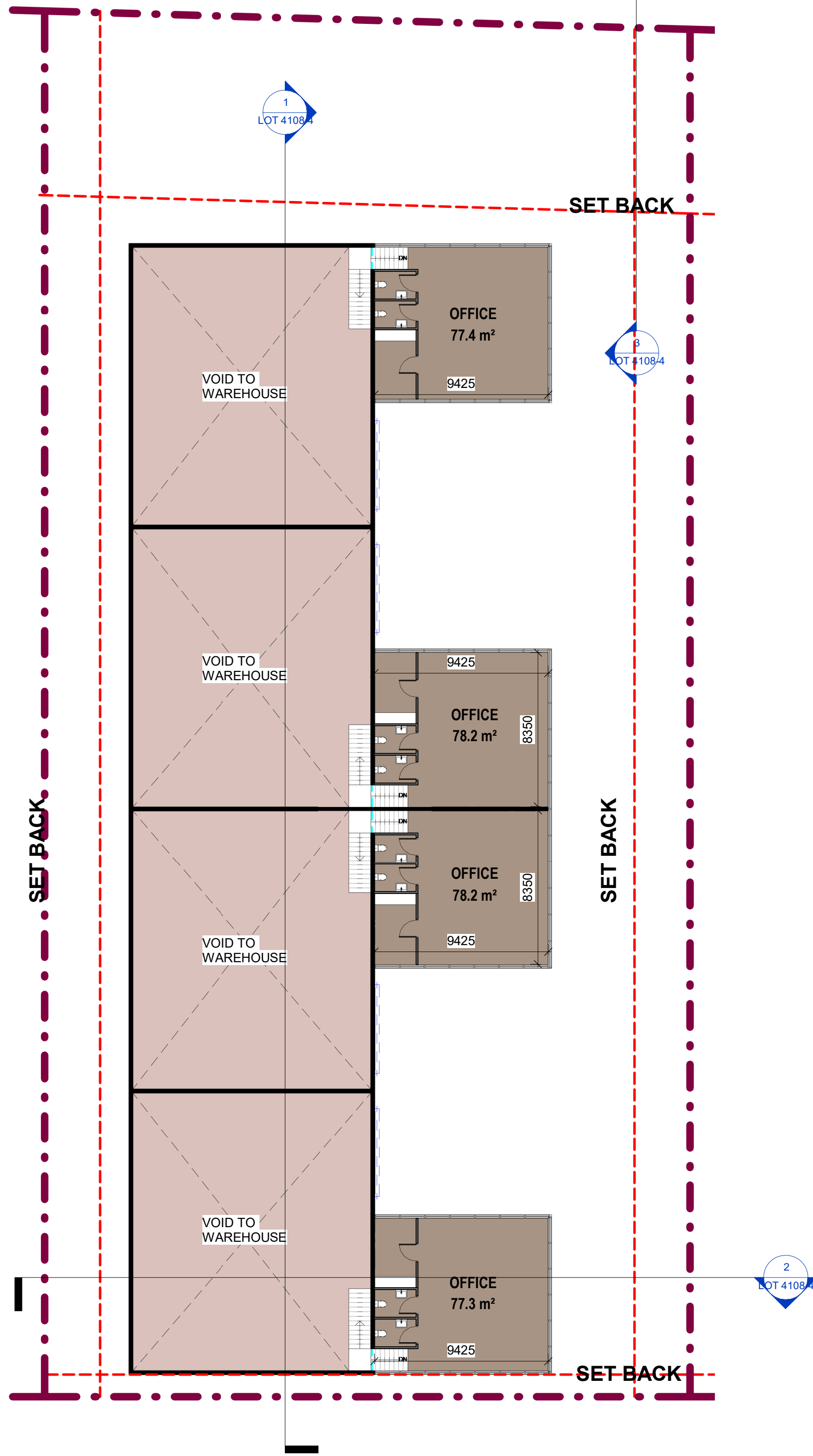
C:\Users\farid\Documents\Chapman St Werrington - Central_fari7KQ36.rvt



1
LOT 4110-2

GROUND FLOOR PLAN(LOT 4110)

1 : 200



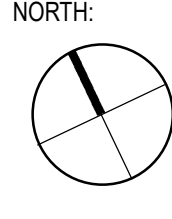
2
LOT 4110-2

FIRST FLOOR PLAN(LOT 4108) Copy 1

1 : 200

REV	DATE	DESCRIPTION	BY
A	03/2022	ISSUE FOR DEVELOPMENT APPLICATION	

GENERAL NOTES:
THIS DRAWING IS THE EXCLUSIVE PROPERTY OF THE DEVELOPER & THE REPRODUCTION OF ANY PART WITHOUT THE PRIOR WRITTEN CONSENT OF THE DEVELOPER IS A VIOLATION OF APPLICABLE LAWS. IN NO EVENT SHALL THE DEVELOPER BE HELD LIABLE FOR SPECIAL, COLLATERAL, INCIDENTAL OR CONSEQUENTIAL LIABILITY IN CONNECTION WITH THE USE OF THIS DIGITAL DATA ONCE RELEASED FROM THE DEVELOPER'S OFFICE. THIS DRAWING IS TO BE READ & UNDERSTOOD IN CONJUNCTION WITH THE STRUCTURAL, MECHANICAL, ELECTRICAL & / OR ANY OTHER CONSULTANT'S DOCUMENTATION AS MAY BE APPLICABLE TO THE PROJECT PRIOR TO THE START OF ANY WORKS AND FOR ITS DURATION.



02 9636 2465 | 02 9688 4762 | www.bathla.com.au

The Bathla Group

137 Gilba Road, Girraween NSW 2145
PO Box 270, Westworthville NSW 2145

Connect with us "Building dreams together."

PROJECT:
16
Chapman St Werrington NSW 2747

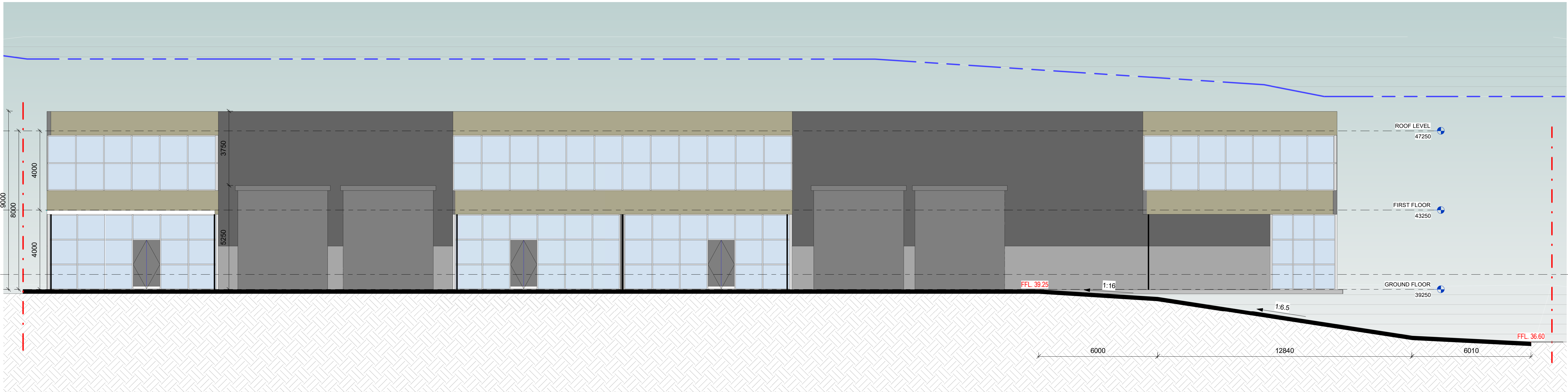
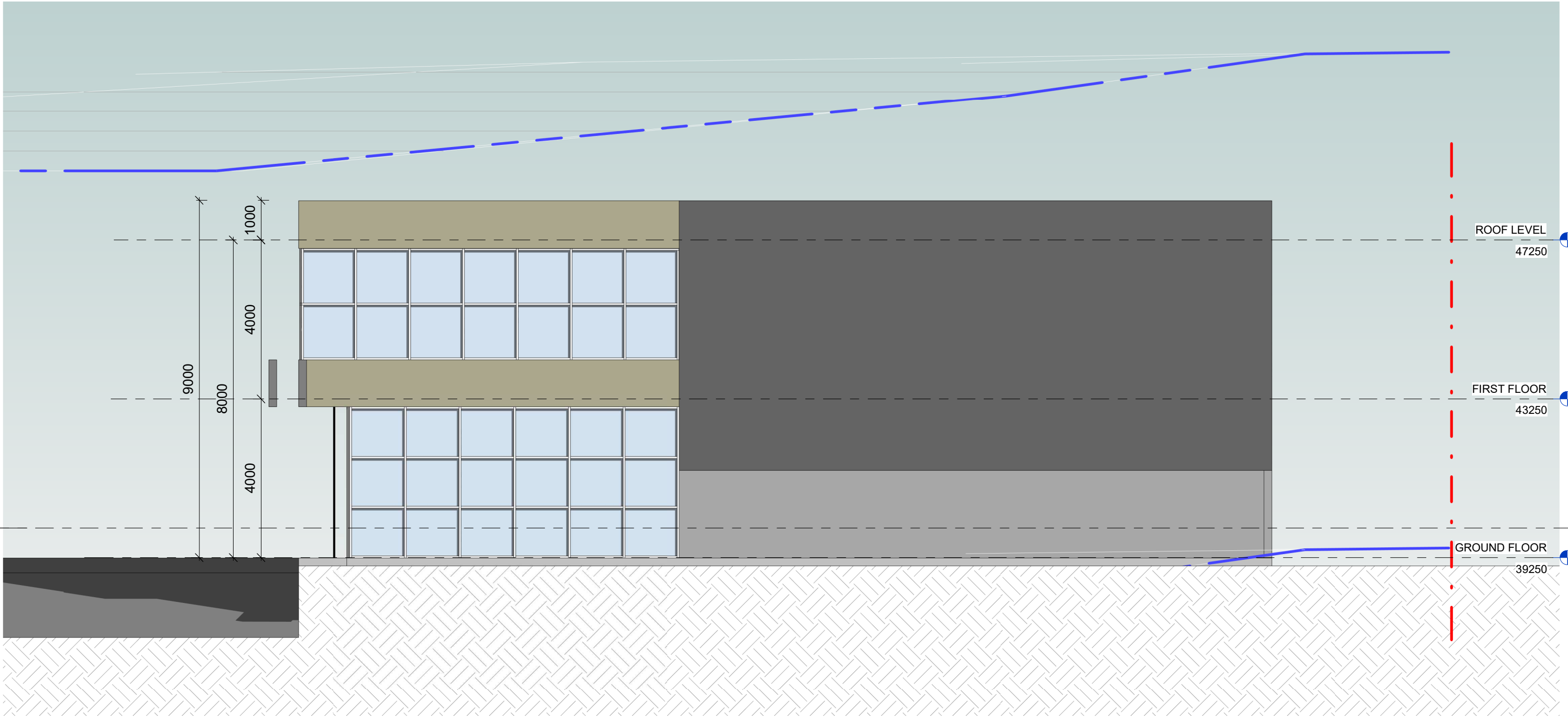
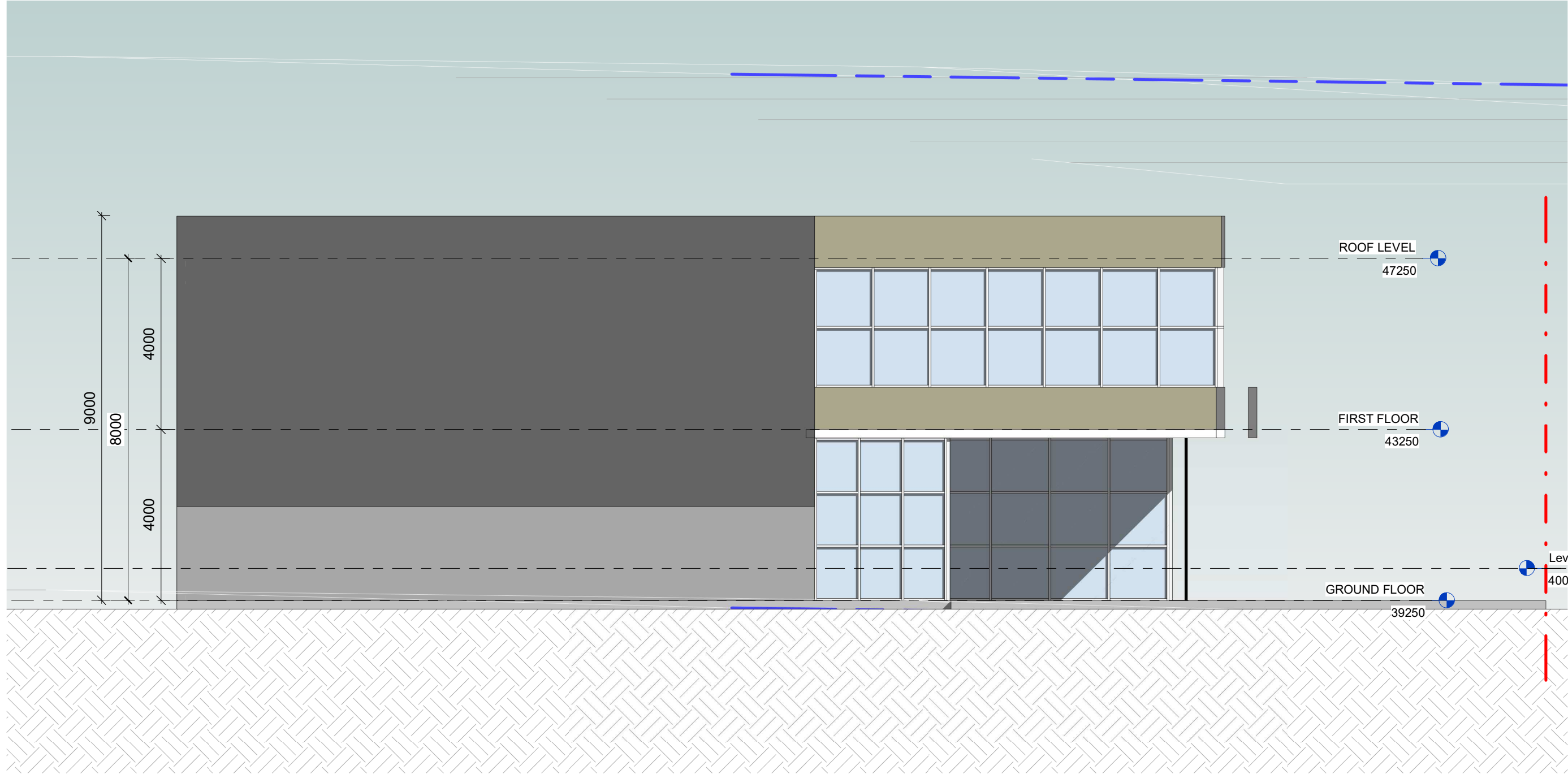
LOT NUMBER:

DRAWING TITLE:

PLANS

PROJECT No.	DATE	DRAWING No.	REV.
-	FEB 2022	LOT 4110-2	A
DRAWN BY:	SCALE:	ISSUED BY:	
Author	1 : 200		

C:\Users\farid\Documents\Chapman St Werrington - Central_fari\7KQ36.rvt



2 EAST ELEVATION LOT 4110
1 : 100

GENERAL NOTES:			
THIS DRAWING IS THE EXCLUSIVE PROPERTY OF THE DEVELOPER & THE REPRODUCTION OF ANY PART WITHOUT THE PRIOR WRITTEN CONSENT OF THE DEVELOPER IS A VIOLATION OF APPLICABLE LAWS. IN NO EVENT SHALL THE DEVELOPER BE HELD LIABLE FOR SPECIAL, COLLATERAL, INCIDENTAL OR CONSEQUENTIAL LIABILITY IN CONNECTION WITH THE USE OF THIS DIGITAL DATA ONCE RELEASED FROM THE DEVELOPER'S OFFICE. THIS DRAWING IS TO BE READ & UNDERSTOOD IN CONJUNCTION WITH THE STRUCTURAL, MECHANICAL, ELECTRICAL & / OR ANY OTHER CONSULTANT'S DOCUMENTATION AS MAY BE APPLICABLE TO THE PROJECT PRIOR TO THE START OF ANY WORKS AND FOR ITS DURATION.			
REV	DATE	DESCRIPTION	BY
A	03/2022	ISSUE FOR DEVELOPMENT APPLICATION	

NORTH:

02 9636 2465 | 02 9688 4762 | www.bathla.com.au

The Bathla Group

137 Gilba Road, Girraween NSW 2145
PO Box 270, Wentworthville NSW 2145

Connect with us

Building dreams together

PROJECT:

16

Chapman St Werrington NSW 2747

LOT NUMBER:

DRAWING TITLE:

ELEVATIONS

PROJECT No.:

DATE: FEB 2022

DRAWN BY: Author

SCALE: 1 : 100

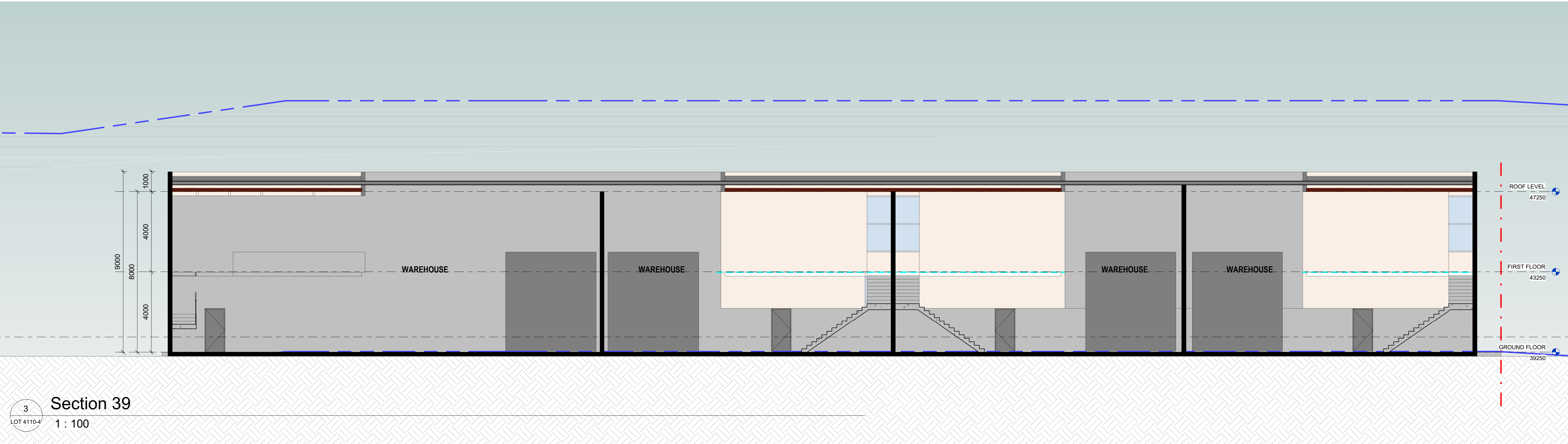
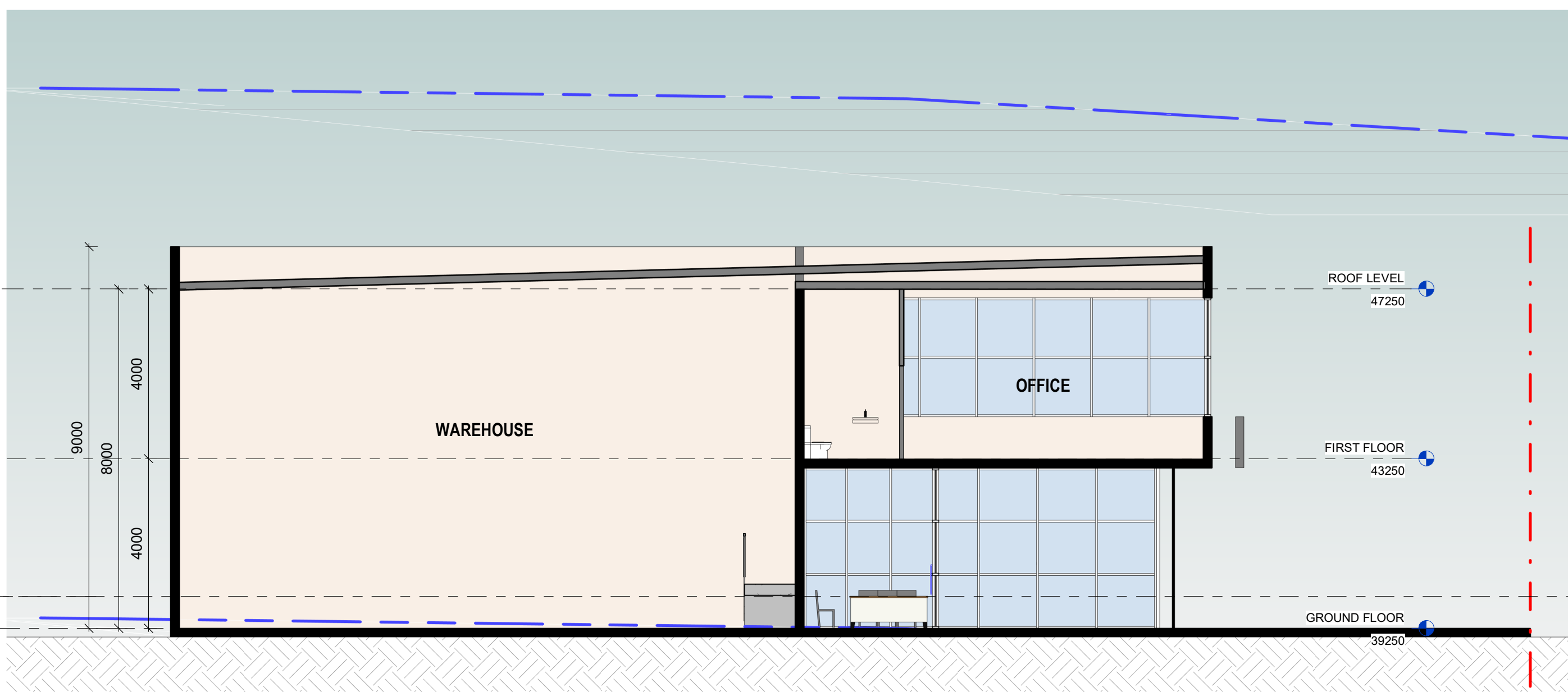
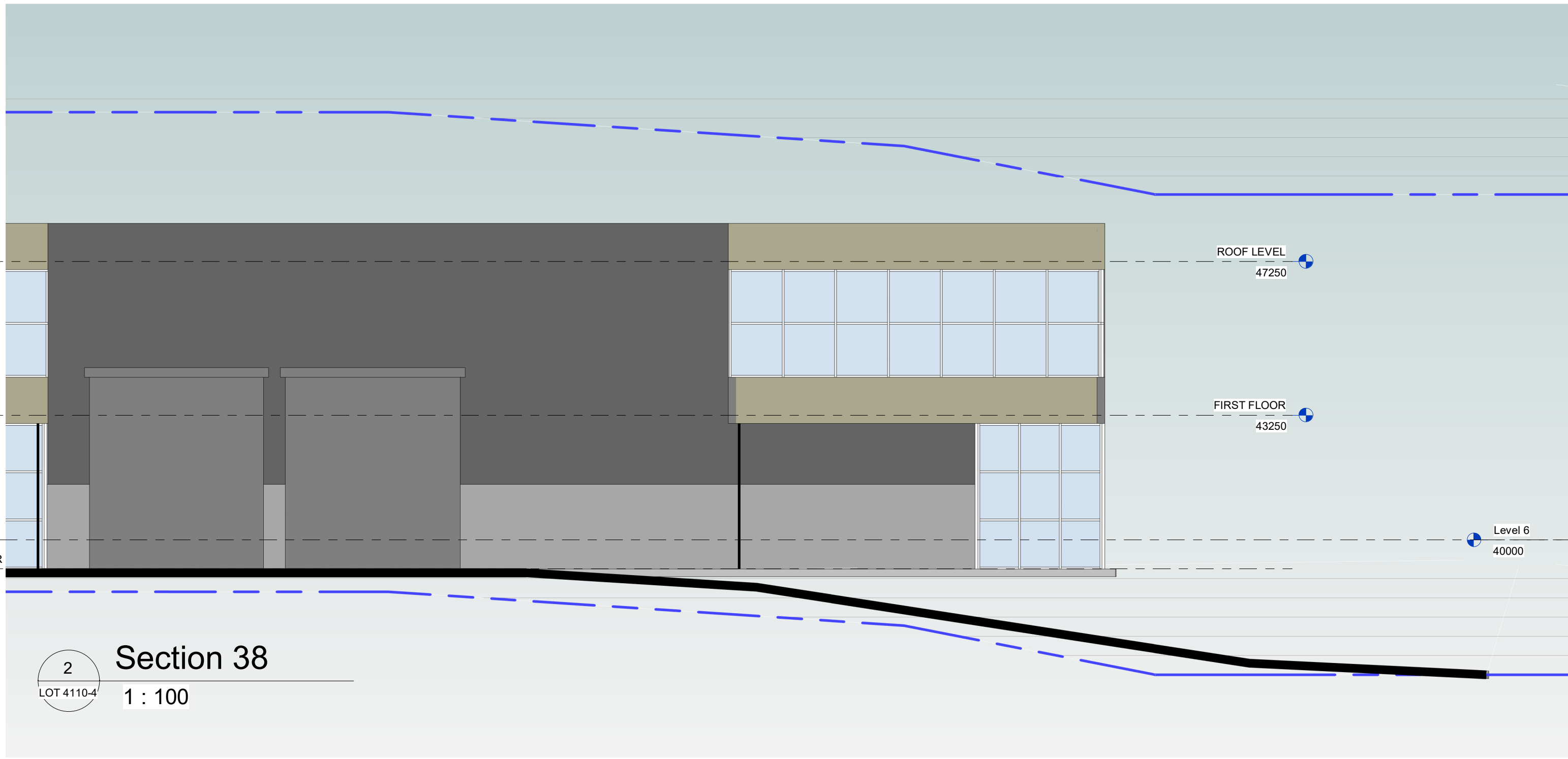
DRAWING No.:

LOT 4110-3

REV: A

ISSUED BY:

C:\Users\fan\Documents\Chapman St Werrington - Central_fan\7KQ36.rvt



GENERAL NOTES:			
THIS DRAWING IS THE EXCLUSIVE PROPERTY OF THE DEVELOPER & THE REPRODUCTION OF ANY PART WITHOUT THE PRIOR WRITTEN CONSENT OF THE DEVELOPER IS A VIOLATION OF APPLICABLE LAWS. IN NO EVENT SHALL THE DEVELOPER BE HELD LIABLE FOR SPECIAL, COLLATERAL, INCIDENTAL OR CONSEQUENTIAL LIABILITY IN CONNECTION WITH THE USE OF THIS DIGITAL DATA ONCE RELEASED FROM THE DEVELOPER'S OFFICE. THIS DRAWING IS TO BE READ & UNDERSTOOD IN CONJUNCTION WITH THE STRUCTURAL, MECHANICAL, ELECTRICAL & / OR ANY OTHER CONSULTANT'S DOCUMENTATION AS MAY BE APPLICABLE TO THE PROJECT PRIOR TO THE START OF ANY WORKS AND FOR ITS DURATION.			
REV	DATE	DESCRIPTION	BY
A	03/2022	ISSUE FOR DEVELOPMENT APPLICATION	

NORTH:

02 9636 2465

02 9688 4762

www.bathla.com.au

The Bathla Group

137 Gilba Road, Girraween NSW 2145

PO Box 270, Westworthville NSW 2145

Connect with us

Building dreams together

PROJECT:
16
Chapman St Werrington NSW 2747

LOT NUMBER:

DRAWING TITLE:

SECTIONS

PROJECT No.		DATE		DRAWING No.		REV.	
		FEB 2022		LOT 4110-4		A	
DRAWN BY:		SCALE:		ISSUED BY:			
Author		1 : 100					

C:\Users\farid\Documents\Chapman St Werrington - Central_fari7KQ36.rvt