

Westfield Penrith

Riley Street Outdoor Dining Upgrade

DEVELOPMENT APPLICATION - REV B

19 August 2015



DRAWING LIST

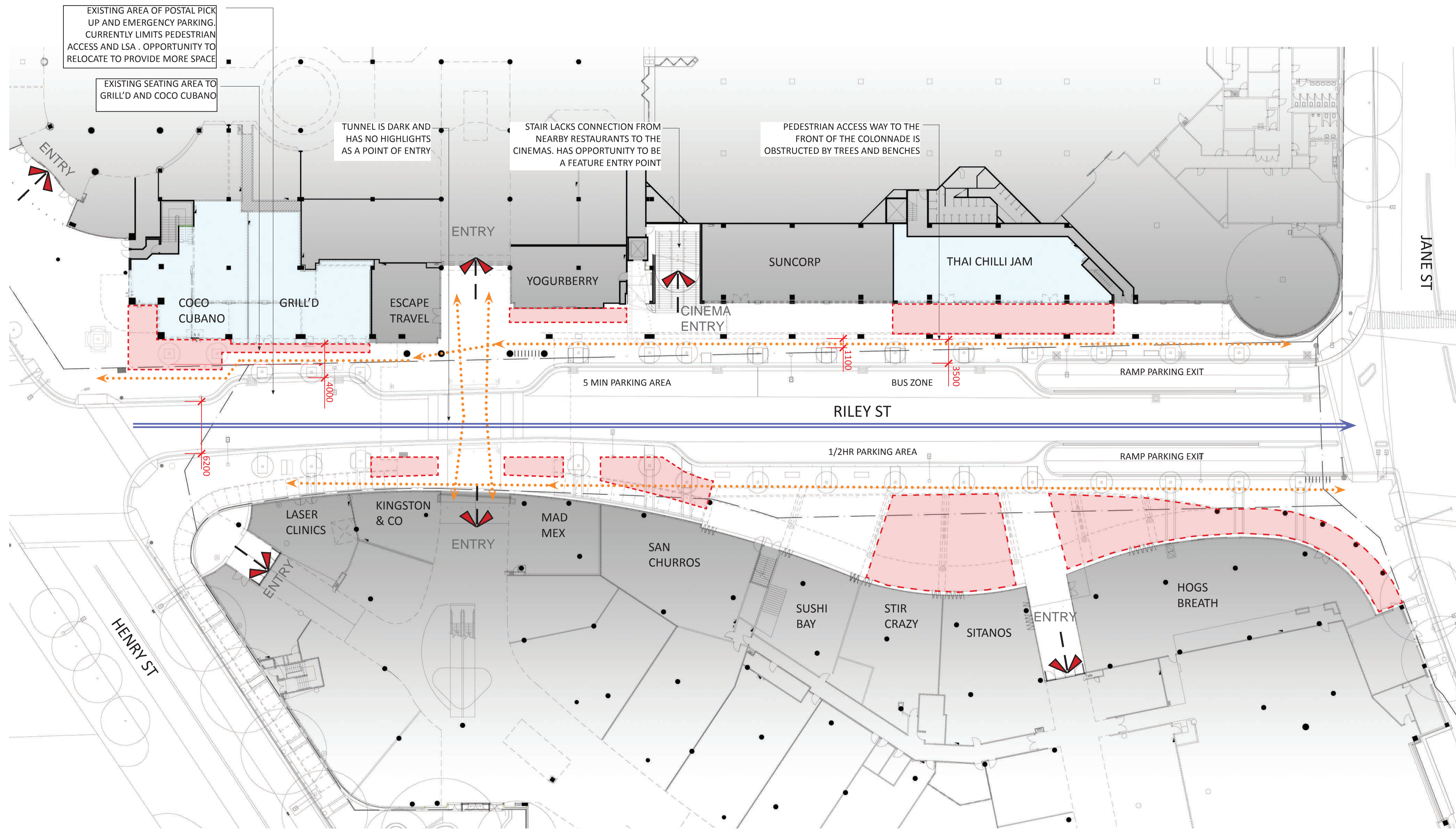
DA01.01	COVER SHEET
DA01.02-03	LOCATION & EXISTING FLOOR PLAN
DA01.04	EXISTING ELEVATIONS & SECTIONS
DA01.05-06	EXISTING SITE PHOTOS
DA01.10	PROPOSED MOOD BOARD
DA01.11-12	PROPOSED PLANS
DA01.13-16	PROPOSED ELEVATIONS & SECTIONS
DA01.20	MATERIAL, FINISHES AND LIGHTING BOARD
DA01.30-31	PROPOSED URBAN LANDSCAPE
DA01.40-43	PROPOSED 3D CONCEPTUAL VIEWS

SCENTRE GROUP

Owner and Operator of **Westfield** in Australia and New Zealand

KEY

- CURRENT SEATING AREAS
- PEDESTRIAN CIRCULATION
- VEHICULAR PATH
- NEW TENANCY
- MALL ENTRY



NOTES:

- This document describes a Design Intent only
- Written dimensions take precedence over scaling and are to be checked on site.
- Refer to all project documentation before commencing work.
- Refer any discrepancies to the Project Design Manager.
- Copyright is retained by Scentre Design and Construction.
- Written authority is required for any reproduction.



SCENTRE GROUP

Owner and Operator of Westfield in Australia and New Zealand

Scentre Design and Construction Pty Limited
85 Castlereagh Street Sydney NSW 2000
Phone (02) 9338 7000 Fax (02) 9338 8500
GPO Box 4004 Sydney NSW 2001
ACN 060 287 266

**SITE ANALYSIS
EXISTING FLOOR
PLAN**

**WESTFIELD
PENRITH**

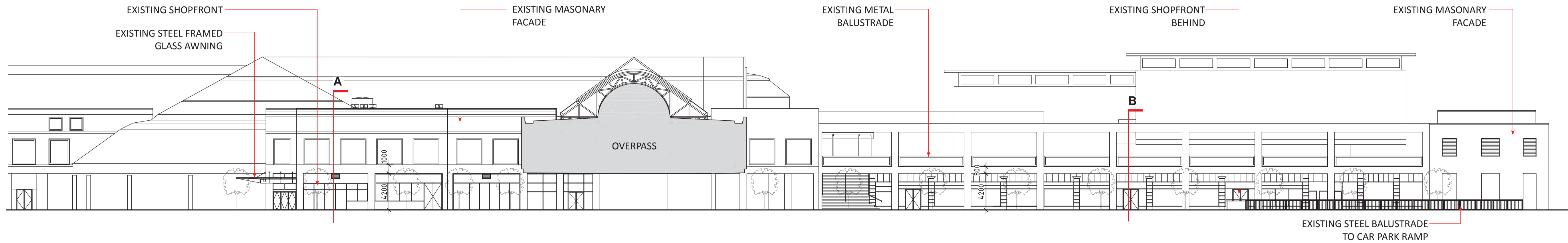
**DEVELOPMENT
APPLICATION**

**EXISTING PLAN
SCALE: 1:250**



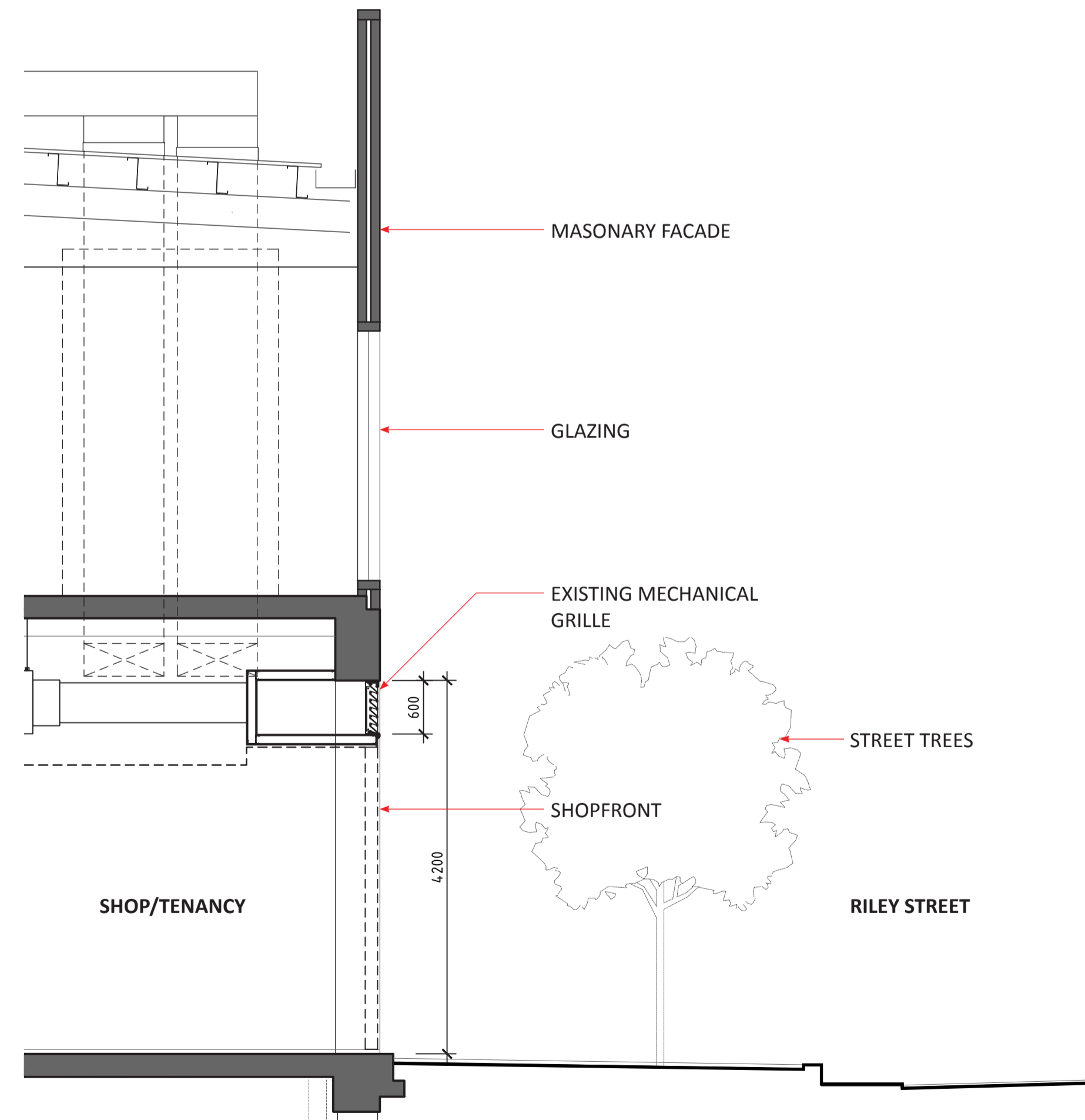
Project Number: C57490
Sheet #: Sheet 001
Scale: 100% @ A1
Plot Date: 2015-08-19
DA01.03 B

EXISTING ELEVATIONS

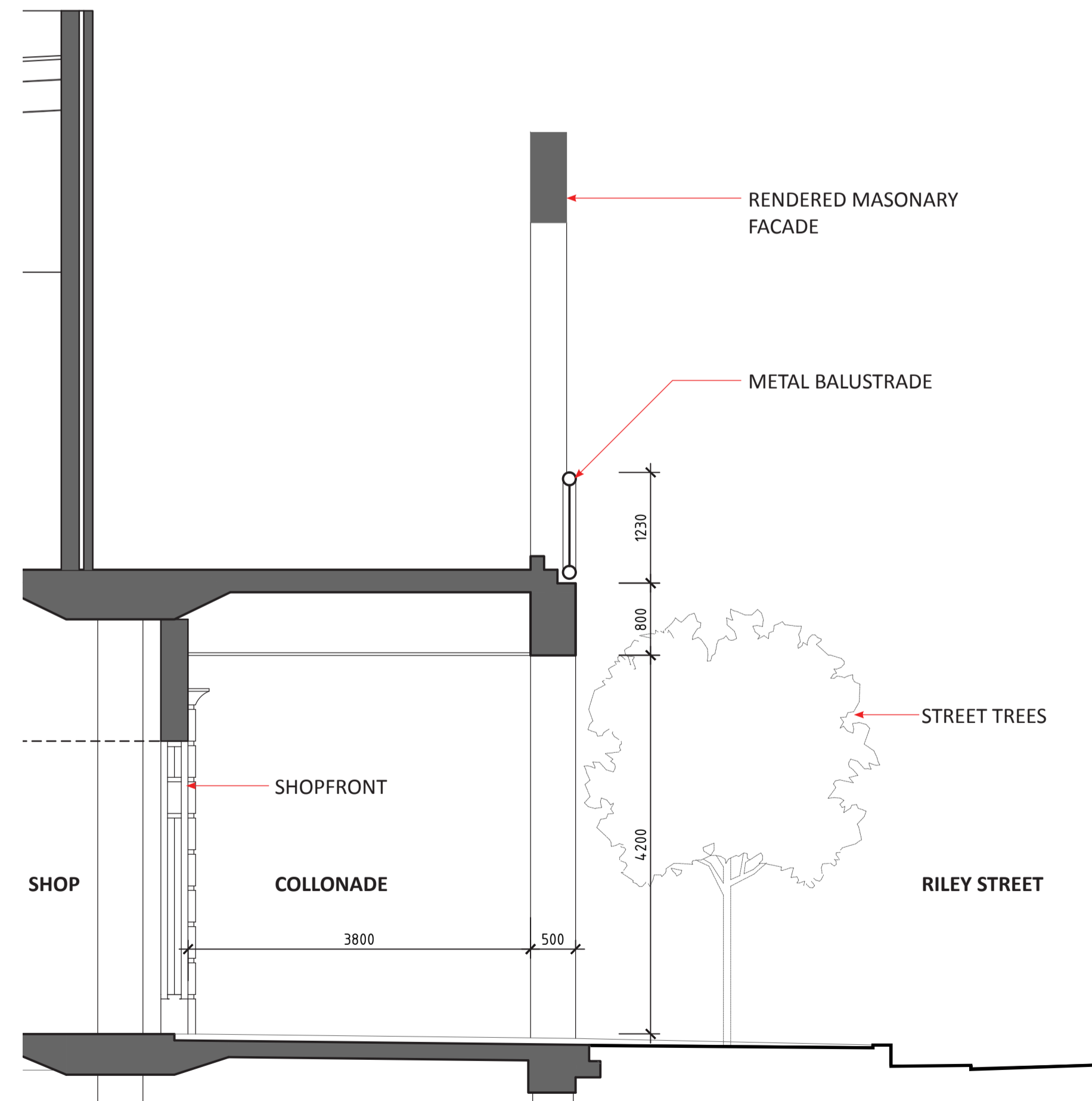


EAST ELEVATION - RILEY STREET
SCALE: 1:250

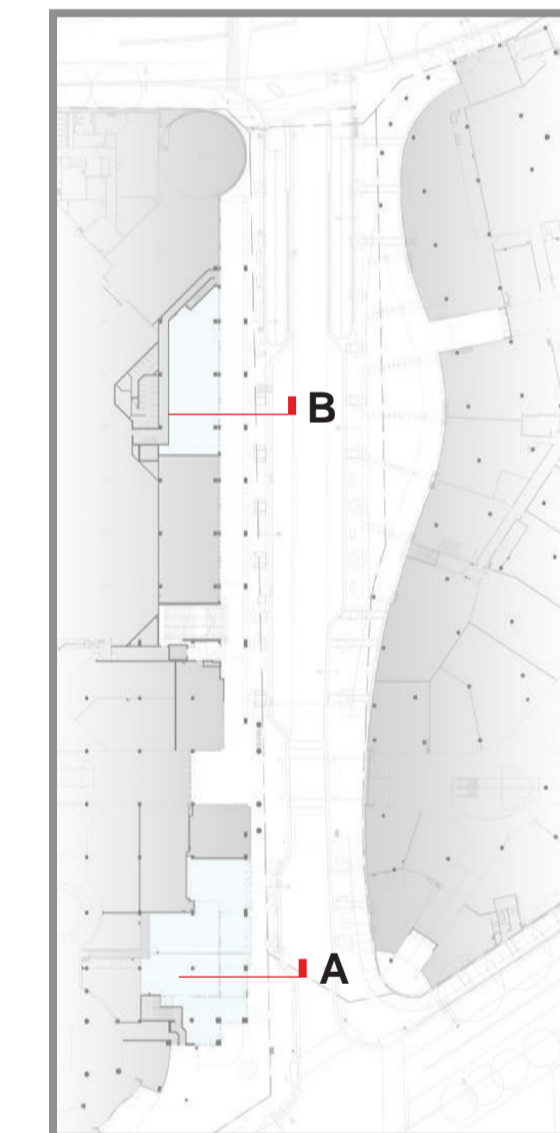
EXISTING SECTIONS



SECTION A - RILEY STREET SOUTH
SCALE: 1:50



SECTION B - RILEY STREET NORTH
SCALE: 1:50



NOTES:
 • This document describes a Design Intent only
 • Written dimensions take precedence over scaling and are to be checked on site.
 • Refer to all project documentation before commencing work.
 • Refer any discrepancies to the Project Design Manager.
 • Copyright is retained by Scentre Design and Construction.
 • Written authority is required for any reproduction.



SCENTRE GROUP

Owner and Operator of **Westfield** in Australia and New Zealand

Scentre Design and Construction Pty Limited
 85 Castlereagh Street Sydney NSW 2000
 Phone (02) 9338 7000 Fax (02) 9328 8500
 GPO Box 4004 Sydney NSW 2001
 ACR 000 287 288

EXISTING EAST ELEVATION AND SECTIONS

WESTFIELD PENRITH

DEVELOPMENT APPLICATION

Project Number: C57490
 Sheet #: Sheet 08
 Scale: 100% @ A1
 Plot Date: 2015-08-19
DA01.04 B

SITE PHOTOS




NEW FEATURE CEILING TO THE UNDERSIDE OF TUNNEL RUNNING INTO MALL ENTRIES ON EACH SIDE

VOID EXTENDED AND SQUARED OFF TO INCREASE NATURAL LIGHT AND ACTIVATION. NEW FEATURE FACETED CEILING EXTENDING FROM THE HOYTYS ENTRY WRAPPING UP TO THE AWNING ABOVE THE VOID

REMOVE CURRENT ENTRY SIGNAGE

NEW SIGNAGE FIXED TO WALL LEADING UP TO HOYTYS

NEW FINISH TO STAIRS LEADING UP TO HOYTYS



CURRENT AWNING TO BE DEMOLISHED. NEW AWNINGS ALONG WESTERN FACADE AND NEW PAINT & CLEANING WORKS TO EXISTING FACADE

REMOVE EXISTING RAILING TO CARPARK ABOVE. REPLACE WITH NEW TIMBER FRAME AND TIMBER PLANTER BOXES AND PLANT CLIMBERS


NEW LOWERED CEILING BY LESSEE WITH NEW ADDED BULKHEAD BY LESSOR RUNNING ACROSS THE COLONNADE FROM THE COLUMNS

NEW LIGHTING FIXED TO COLUMNS

NEW LOWERED CEILING TO BE CLADDED WITH A TIMBER FINISH WITH NEW LIGHTING AND FIXTURES THROUGHOUT COLONNADE

NEW LSA THROUGHOUT THE UNDERSIDE OF THE COLONNADE

MODIFY EXISTING LANDSCAPE TO NEW CONCEPT PLAN.




EXISTING BOLLARDS TO BE REMOVED WITH NEW BOLLARDS A LIGHTING RUNNING CLOSER TO THE ROAD.

NEW LOWERED CEILING LINE AND OTHER TENANCY FIT-OUT ELEMENTS (EG. LIGHTING, HEATERS, FANS, DECORATIONS) BY FUTURE LESSEE

NEW AWNINGS ALONG WESTERN FACADE, SIMILAR TO STAGE 1 SOUTH PART OF THE PRECINCT.

EXISTING FACADE PAINT AND CLEANING WORKS THROUGHOUT WESTERN ELEVATION

REMOVE EXISTING SEATS. NEW LANDSCAPING AND URBAN FURNITURE ALONG PEDESTRIAN PATH.



NOTES:
 • This document describes a Design Intent only
 • Written dimensions take precedence over scaling and are to be checked on site.
 • Refer to all project documentation before commencing work.
 • Refer any discrepancies to the Project Design Manager.
 • Copyright is retained by Scentre Design and Construction.
 • Written authority is required for any reproduction.



SCENTRE GROUP

Owner and Operator of Westfield in Australia and New Zealand

Scentre Design and Construction Pty Limited
 85 Castlereagh Street Sydney NSW 2000
 Phone (02) 9338 7000 Fax (02) 9338 8500
 GPO Box 4004 Sydney NSW 2001
 ACR 001 287 285

SCOPE OF WORKS
 EXISTING PHOTOS

WESTFIELD
 PENRITH

DEVELOPMENT
 APPLICATION

Project Number: C57490
 Sheet #: Sheet 001
 Scale: 100% @ A1
 Plot Date: 2015-08-19
 Drawing No.: DA01.05
 Revision: B

SITE PHOTOS



NEW ACTIVATION THROUGH SEATING, LIGHTING AND LANDSCAPING FOR FUTURE CINEMA LSA. NEW TIMBER ARCHITECTURAL FRAME AND NEW TIMBER PLANTER BOX WITH PLANT CLIMBERS

NEW CANOPY TO PROVIDE COVERED WALKWAY, NEW SCREEN FACADE TO COMPLEMENT THE EXISTING STRUCTURE, NEW WESTFIELD AND PRECINCT BRANDING TO NEW FACADE CLADDING




NEW FEATURE CEILING TO THE UNDERSIDE OF TUNNEL RUNNING INTO MALL ENTRIES ON EACH SIDE

NEW AWNINGS ALONG WESTERN FACADE AND UPGRADE WORKS TO EXISTING FACADE

NEW FEATURE CEILING TO THE UNDERSIDE OF TUNNEL RUNNING INTO MALL ENTRIES

RELOCATE POST BOXES TO ALLOW FOR EXTENDED FOOTPATH AND IMPROVED PEDESTRIAN CIRCULATION

RELOCATION OF PARKING/PICK-UP BAYS TO THE NORTH SIDE OF RILEY STREET



NEW LANDSCAPE AND STREET LIGHTS INCORPORATED WITH NEW URBAN FURNITURE.

EXISTING BOLLARDS TO BE REMOVED WITH NEW BOLLARDS AND LIGHTING RUNNING CLOSER TO THE ROAD

NEW ACTIVATION THROUGH SEATING, LIGHTING AND LANDSCAPING FOR FUTURE CINEMA LSA. NEW TIMBER ARCHITECTURAL FRAME AND NEW TIMBER PLANTER BOX WITH PLANT CLIMBERS

COLONNADE RENEWAL

NEW PAINT - NEW COLOUR SCHEME THROUGHOUT. ADDITION OF AWNINGS TO CREATE UNIFIED STREETSCAPE AND SHELTER.

EXISTING BOLLARDS TO BE REMOVED WITH NEW BOLLARDS AND LIGHTING RUNNING CLOSER TO THE ROAD



NOTES:
 • This document describes a Design Intent only
 • Written dimensions take precedence over scaling and are to be checked on site.
 • Refer to all project documentation before commencing work.
 • Refer any discrepancies to the Project Design Manager.
 • Copyright is retained by Scentre Design and Construction.
 • Written authority is required for any reproduction.



SCENTRE GROUP

Owner and Operator of Westfield in Australia and New Zealand

Scentre Design and Construction Pty Limited
 85 Castlereagh Street Sydney NSW 2000
 Phone (02) 9338 7000 Fax (02) 9338 8500
 GPO Box 4004 Sydney NSW 2001
 ACR 000 287 385

SCOPE OF WORKS
 EXISTING PHOTOS

WESTFIELD
 PENRITH

DEVELOPMENT
 APPLICATION

Project Number: C57490
 Sheet #: Sheet 001
 Scale: 100% @ A1
 Plot Date: 2015-08-19
 Revision: DA01.06 B

STREET AMBIENCE



- NOTES:
- This document describes a Design Intent only
 - Written dimensions take precedence over scaling and are to be checked on site.
 - Refer to all project documentation before commencing work.
 - Refer any discrepancies to the Project Design Manager.
 - Copyright is retained by Scentre Design and Construction.
 - Written authority is required for any reproduction.



SCENTRE GROUP

Owner and Operator of Westfield in Australia and New Zealand

Scentre Design and Construction Pty Limited
85 Castlereagh Street Sydney NSW 2000
Phone (02) 9528 7000 Fax (02) 9528 8500
GPO Box 4004 Sydney NSW 2001
ACN 060 267 266

MOOD BOARD
STREET AMBIENCE

WESTFIELD
PENRITH

DEVELOPMENT
APPLICATION

Project Number: C57490
Sheet #: Sheet 001
Scale: 100% @ A1
Print Date: 2015-08-19
Revision: DA01.10 B

KEY

- PROPOSED LSA
- PEDESTRIAN CIRCULATION
- VEHICULAR PATH
- NEW TENANCY
- MALL ENTRY

NEW INTEGRATED PUBLIC SEATING MODULE AND LOW LEVEL PLANTERS. WALL IN STONE CLADDING, BENCH SEAT IN HARDWOOD TIMBER. NEW TREES TO NEW SET-OUT TO SAME SPECIES AS EXISTING TREES. REFER DETAIL DRAWINGS.

DEMOLITION TO EXISTING GLASS AWNING. DASH CIRCLE INDICATES REMOVAL OF EXISTING TREES

NEW FEATURE FREESTANDING AWNING TO CORNER OF RILEY STREET WITH CENTER COLUMN.

LIGHT PURPLE LINE INDICATES EXTENT OF NEW AWNINGS ABOVE.

NEW LSA EXTENT, TO PROVIDE GREATER ACTIVATION TO RILEY STREET. NEW FLOOR FINISH STRIP, APPROX. 300MM WIDE TO LSA BOUNDARY

RELOCATION OF EXISTING EMERGENCY PARKING BAY. NEW EXTENDED FOOTPATH IN GREY HATCH, PAVING TO MATCH EXISTING FOOTPATH. APPROX. AREA 44m2

UPGRADE TO CINEMA ENTRY TO FUTURE DESIGN

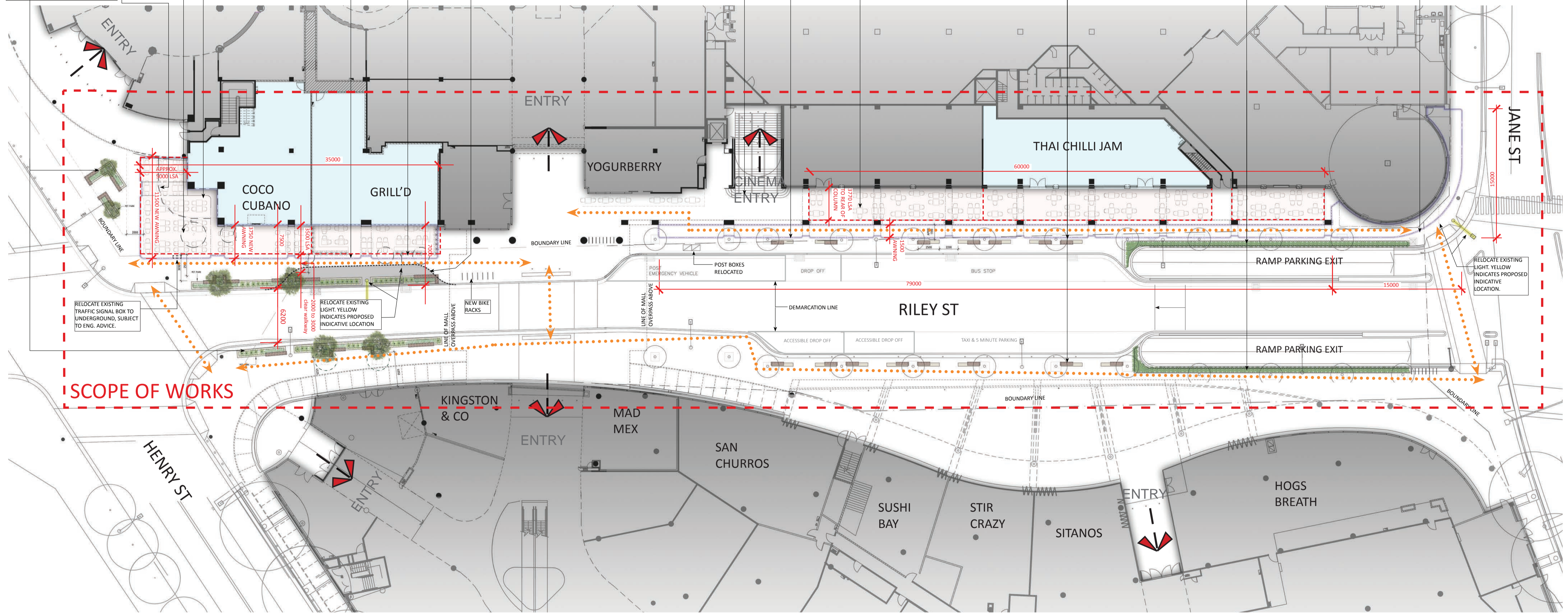
LIGHT PURPLE LINE INDICATES EXTENT OF NEW AWNINGS ABOVE.

NEW LSA EXTENT, TO PROVIDE GREATER ACTIVATION TO RILEY STREET. NEW FLOOR FINISH STRIP, APPROX. 300MM WIDE TO BOUNDARY OF LSA.

NEW PUBLIC SEATING MODULE IN STONE CLADDING WALL AND BENCH SEAT IN HARDWOOD TIMBER. REFER TO DETAIL DRAWINGS

NEW HEDGE PLANTING TO BOTH OF THE CARPARK RAMP PERIMETER ON EXISTING FOOTPATH.

LIGHT PURPLE LINE INDICATES EXTENT OF NEW AWNINGS ABOVE. NEW HIGH LEVEL CLADDING TO EXISTING CYLINDER BRICK FACADE.



PROPOSED PLAN
SCALE: 1:250

- NOTES:**
- This document describes a Design Intent only
 - Written dimensions take precedence over scaling and are to be checked on site.
 - Refer to all project documentation before commencing work.
 - Refer any discrepancies to the Project Design Manager.
 - Copyright is retained by Scentre Design and Construction.
 - Written authority is required for any reproduction.



SCENTRE GROUP

Owner and Operator of **Westfield** in Australia and New Zealand
 Scentre Design and Construction Pty Limited
 85 Castlereagh Street Sydney NSW 2000
 Phone (02) 9338 7000 Fax (02) 9338 8500
 GPO Box 4004 Sydney NSW 2001
 ACR 000 287 286

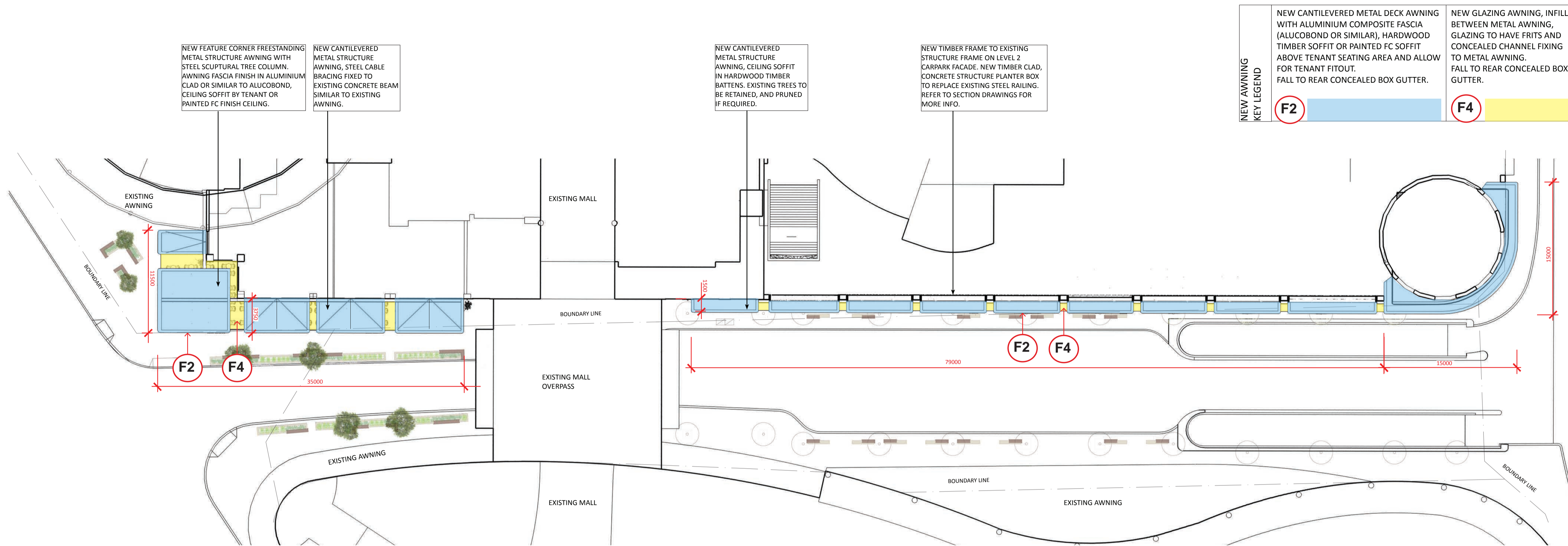
PROPOSED MASTERPLAN

WESTFIELD PENRITH

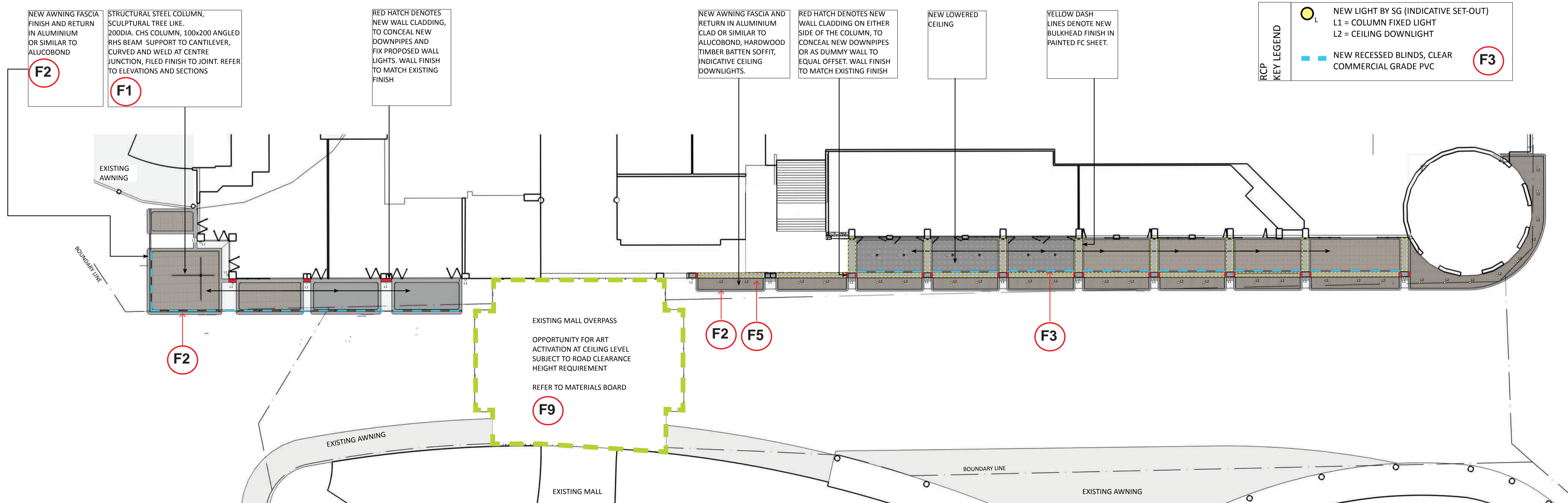
DEVELOPMENT APPLICATION

Project Number: C57490
 Sheet #: Sheet 01
 Scale: 100% @ A1
 Plot Date: 2015-08-19
DA01.11 B

T:\PENRITH\5490 SP RILEY STREET COLLONAGE OUTDOOR SEATING\01 CONCEPTS\02 DESIGN\WORKING PRESENTATION\ACTIVE\15171_Penrith Riley St_DA110721_RILEY ST_DA110721.dwg



PROPOSED ROOF PLAN
SCALE: 1:250



PROPOSED GROUND LEVEL RCP
SCALE: 1:250

NEW AWNING KEY LEGEND	F2	F4
	NEW CANTILEVERED METAL DECK AWNING WITH ALUMINIUM COMPOSITE FASCIA (ALUCOBOND OR SIMILAR), HARDWOOD TIMBER SOFFIT OR PAINTED FC SOFFIT ABOVE TENANT SEATING AREA AND ALLOW FOR TENANT FITOUT. FALL TO REAR CONCEALED BOX GUTTER.	NEW GLAZING AWNING, INFILL BETWEEN METAL AWNING, GLAZING TO HAVE FRITS AND CONCEALED CHANNEL FIXING TO METAL AWNING. FALL TO REAR CONCEALED BOX GUTTER.

RCP KEY LEGEND	F3
	NEW LIGHT BY SG (INDICATIVE SET-OUT) L1 = COLUMN FIXED LIGHT L2 = CEILING DOWNLIGHT NEW RECESSED BLINDS, CLEAR COMMERCIAL GRADE PVC

- NOTES:
- This document describes a Design Intent only
 - Written dimensions take precedence over scaling and are to be checked on site.
 - Refer to all project documentation before commencing work.
 - Refer any discrepancies to the Project Design Manager.
 - Copyright is retained by Scentre Design and Construction.
 - Written authority is required for any reproduction.

GPT
The GPT Group

SCENTRE GROUP

Owner and Operator of **Westfield** in Australia and New Zealand

Scentre Design and Construction Pty Limited
85 Castlereagh Street Sydney NSW 2000
Phone (02) 9538 7000 Fax (02) 9528 8500
GPO Box 4004 Sydney NSW 2001
ACN 603 287 265

PROPOSED ROOF AND RCP

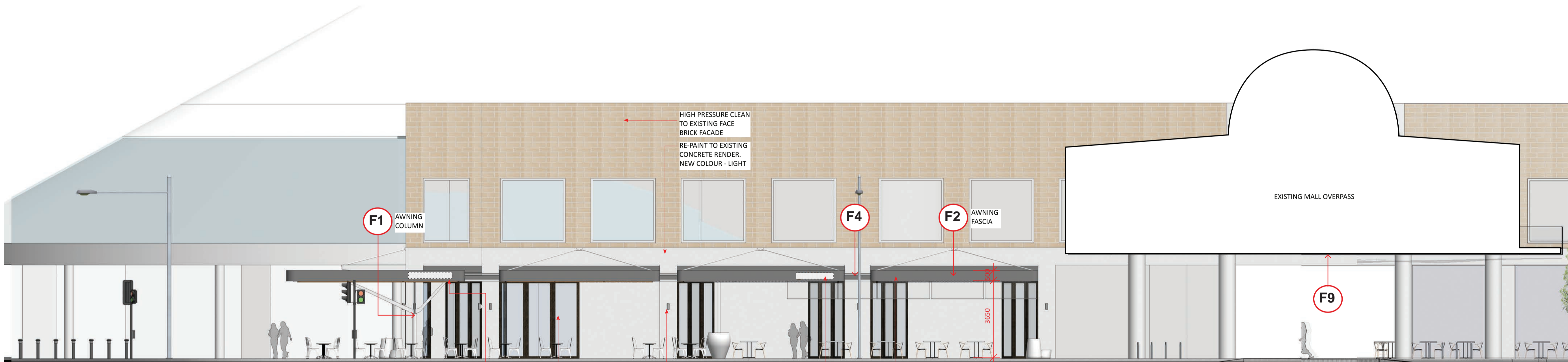
WESTFIELD PENRITH

DEVELOPMENT APPLICATION

Project Number	Drawing No.	Revision
C57490	100%	DA01.12
Scale	100% @ A1	B
Date	2015-08-19	



PROPOSED WEST ELEVATION
SCALE: 1:250



PROPOSED WEST ELEVATION - SOUTH PART (ARCHITECTURAL)
SCALE: 1:100

HIGH PRESSURE CLEAN TO EXISTING FACE BRICK FACADE
RE-PAINT TO EXISTING CONCRETE RENDER. NEW COLOUR - LIGHT
AWNING COLUMN
AWNING FASCIA
EXISTING TENANT SIGNAGE RELOCATED TO NEW AWNING
INDICATIVE SHOPFRONTS
UP/DOWN WALL WASHER LIGHT
EXISTING TENANT SIGNAGE RELOCATED TO NEW AWNING
NEW AWNINGS ON WESTERN FACADE



PROPOSED WEST ELEVATION - SOUTH PART (LANDSCAPE)
SCALE: 1:100

PLANTER WALL AND SEATS - REFER DETAILS
LIGHT POLE NEW LOCATION

- NOTES:
- This document describes a Design Intent only
 - Written dimensions take precedence over scaling and are to be checked on site.
 - Refer to all project documentation before commencing work.
 - Refer any discrepancies to the Project Design Manager.
 - Copyright is retained by Scentre Design and Construction.
 - Written authority is required for any reproduction.



SCENTRE GROUP

Owner and Operator of **Westfield** in Australia and New Zealand

Scentre Design and Construction Pty Limited
85 Castlereagh Street Sydney NSW 2000
Phone (02) 9528 7000 Fax (02) 9528 8500
GPO Box 4004 Sydney NSW 2001
A/CN 200 287 286

PROPOSED ELEVATION WEST SOUTH

WESTFIELD PENRITH

DEVELOPMENT APPLICATION

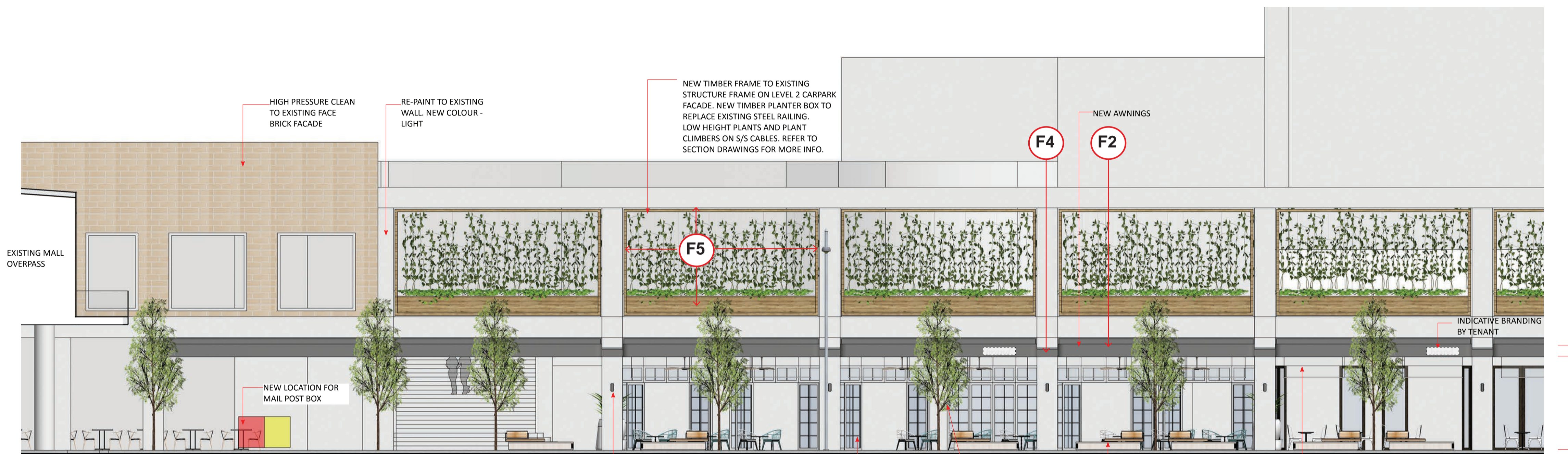
Project Number	Drawing No.	Revision
C57490	South 81 Sheet 001	
100% @ A1		
2015-08-19		

DA01.13 B

T:\PENRITH\FAC05 5P RILEY STREET COLLONADE OUTDOOR SEATING\CONCEPTS\WORKING PRESENTATION\ACTIVE\15071_Penrith Way St_D0110721_RILEY ST_DA.WYS



PROPOSED WEST ELEVATION
SCALE: 1:250



PROPOSED WEST ELEVATION - NORTH PART 1
SCALE: 1:100



PROPOSED WEST ELEVATION - NORTH PART 2
SCALE: 1:100

NOTES:
 • This document describes a Design Intent only
 • Written dimensions take precedence over scaling and are to be checked on site.
 • Refer to all project documentation before commencing work.
 • Refer any discrepancies to the Project Design Manager.
 • Copyright is retained by Scentre Design and Construction.
 • Written authority is required for any reproduction.



SCENTRE GROUP

Owner and Operator of **Westfield** in Australia and New Zealand

Scentre Design and Construction Pty Limited
 85 Castlereagh Street Sydney NSW 2000
 Phone (02) 9538 7000 Fax (02) 9528 8500
 GPO Box 4004 Sydney NSW 2001
 ACR 000 287 286

PROPOSED ELEVATION WEST NORTH

WESTFIELD PENRITH

DEVELOPMENT APPLICATION

Project Number: C57490
 Sheet #: Sheet 001
 Scale: 100% @ A1
 Plot Date: 2015-08-19
DA01.14 B



PROPOSED EAST ELEVATION
SCALE: 1:250



PROPOSED EAST ELEVATION - SOUTH PART (NEW LANDSCAPE & SEATING BENCH)
SCALE: 1:100

PLANTER WALL AND SEATS - REFER DETAILS
EXISTING LIGHT POLE, APPROX. LOCATION

F6



PROPOSED EAST ELEVATION - NORTH PART (NEW LANDSCAPE & SEATING BENCH)
SCALE: 1:100

NEW HEDGES TO EXISTING RAMP PERIMETER TO BOTH EAST AND WEST SIDE RAMP.

EXISTING TREES (INDICATIVE)

NEW SEATING BENCH, REFER TO DETAIL DRAWINGS

F6 F7 F8

- NOTES:
- This document describes a Design Intent only
 - Written dimensions take precedence over scaling and are to be checked on site.
 - Refer to all project documentation before commencing work.
 - Refer any discrepancies to the Project Design Manager.
 - Copyright is retained by Scentre Design and Construction.
 - Written authority is required for any reproduction.



SCENTRE GROUP

Owner and Operator of Westfield in Australia and New Zealand

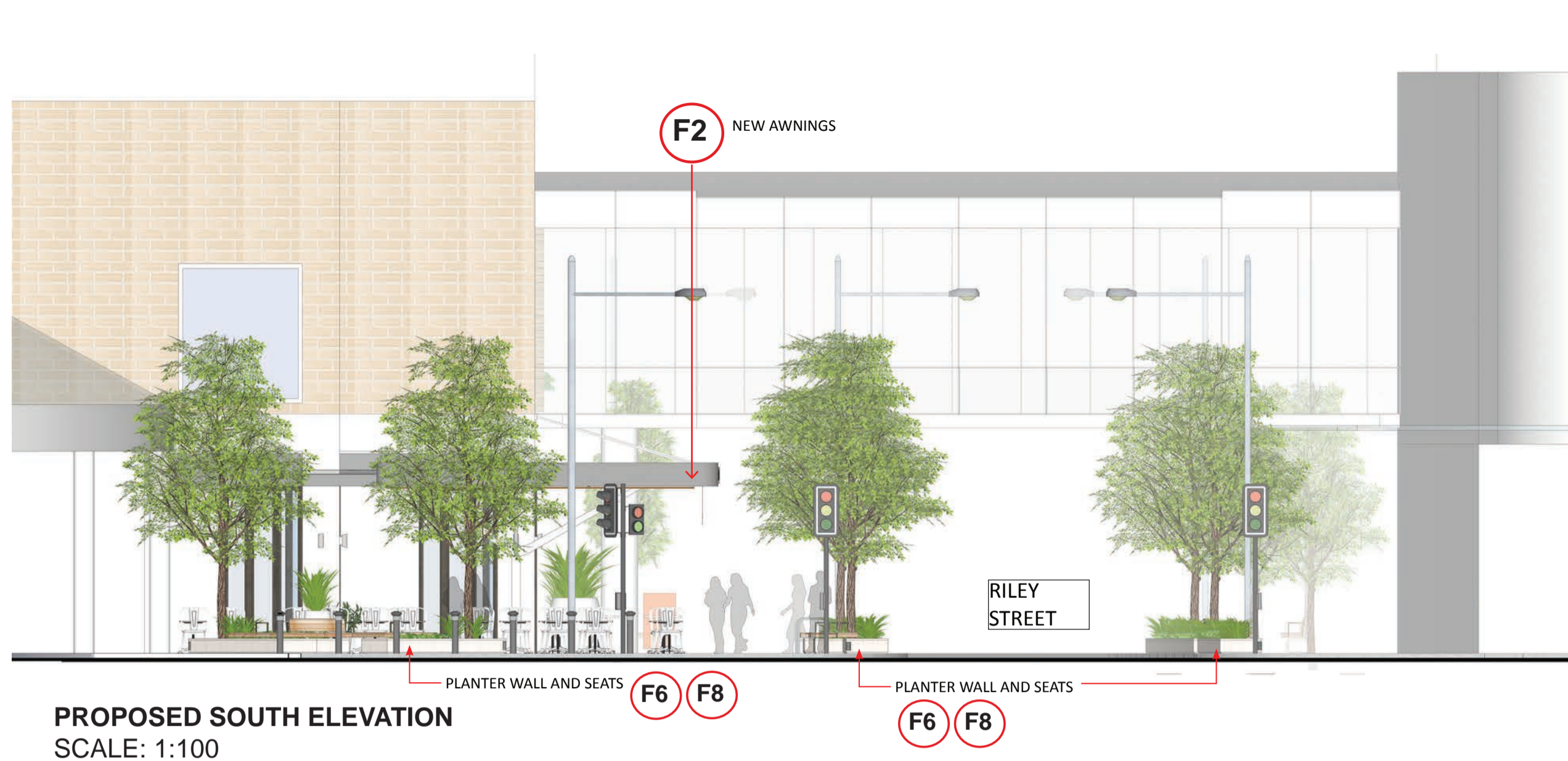
Scentre Design and Construction Pty Limited
85 Castlereagh Street Sydney NSW 2000
Phone (02) 9338 7000 Fax (02) 9338 8500
GPO Box 4004 Sydney NSW 2001
ACN 105 287 285

PROPOSED ELEVATION EAST

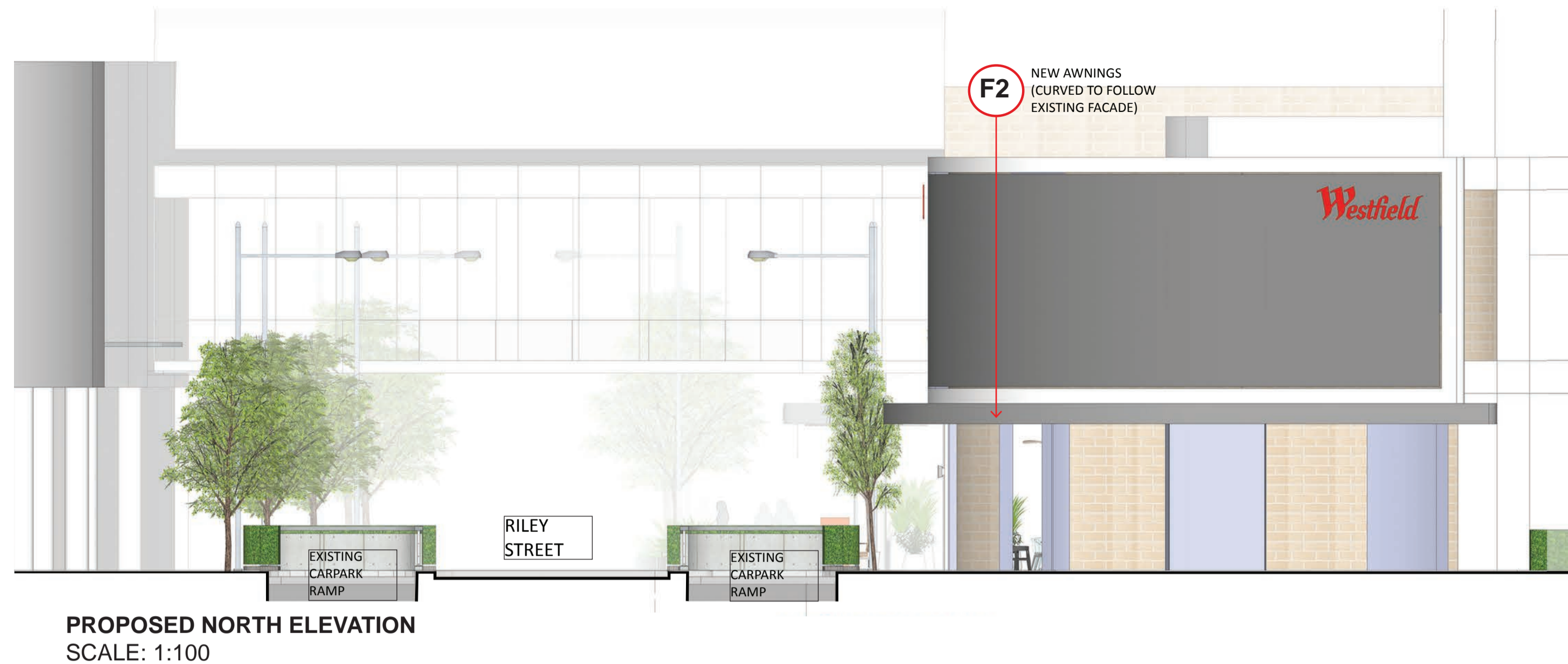
WESTFIELD PENRITH

DEVELOPMENT APPLICATION

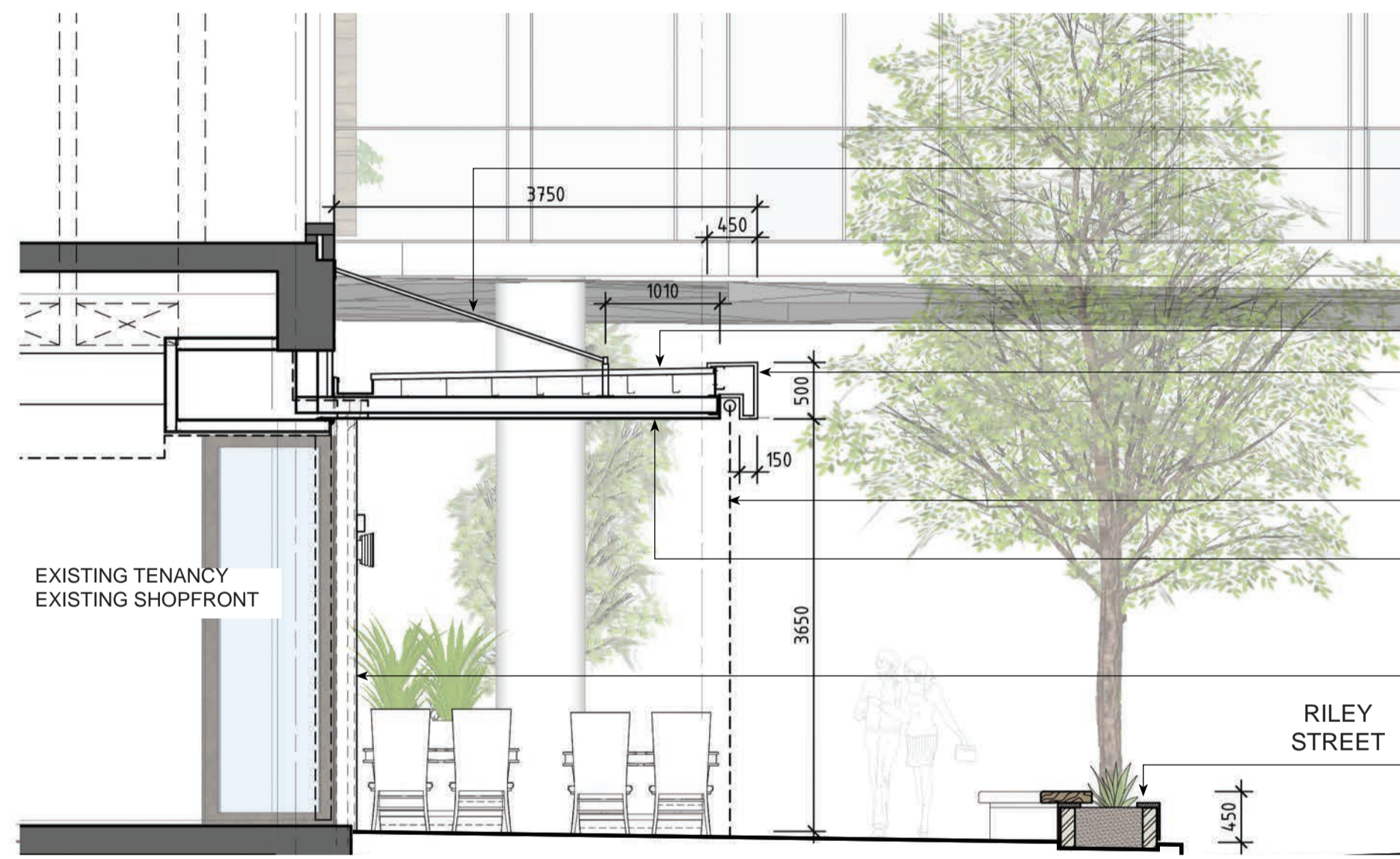
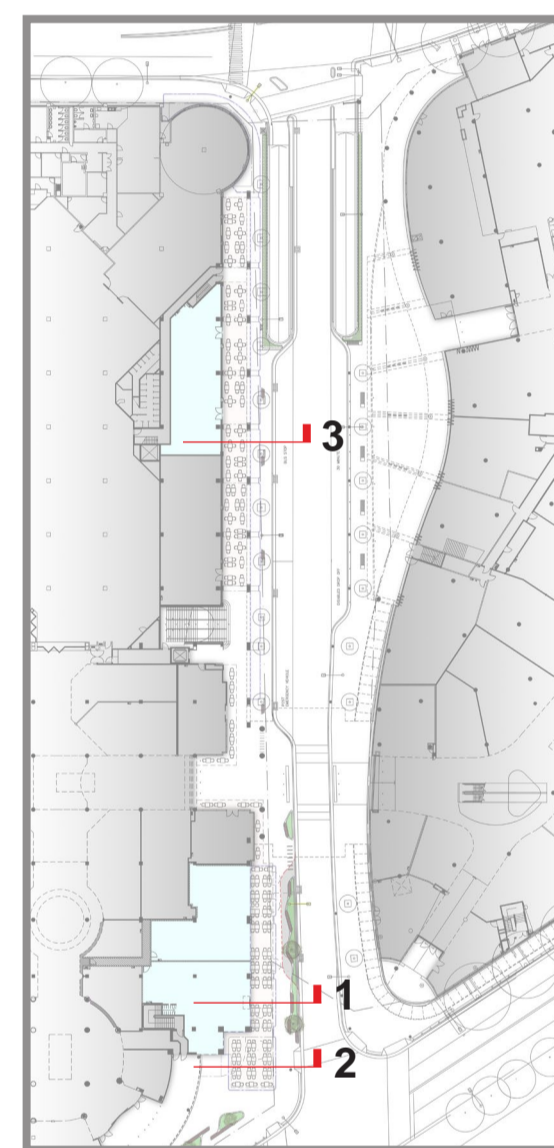
Project Number	Drawing No.	Revision
C57490	South E	
Scale	100% @ A1	
Print Date	2015-08-19	
DA01.15		B



PROPOSED SOUTH ELEVATION
SCALE: 1:100



PROPOSED NORTH ELEVATION
SCALE: 1:100



PROPOSED SECTION 1 (SOUTH)
SCALE: 1:50

STRUCTURAL TENSION CABLE TO ENG. DETAIL, WHITE COLOUR TO MATCH ADJACENT EXISTING AWNING

METAL DECK ROOF, COLOURBOND OR SIMILAR, FALL TO REAR BOX GUTTER

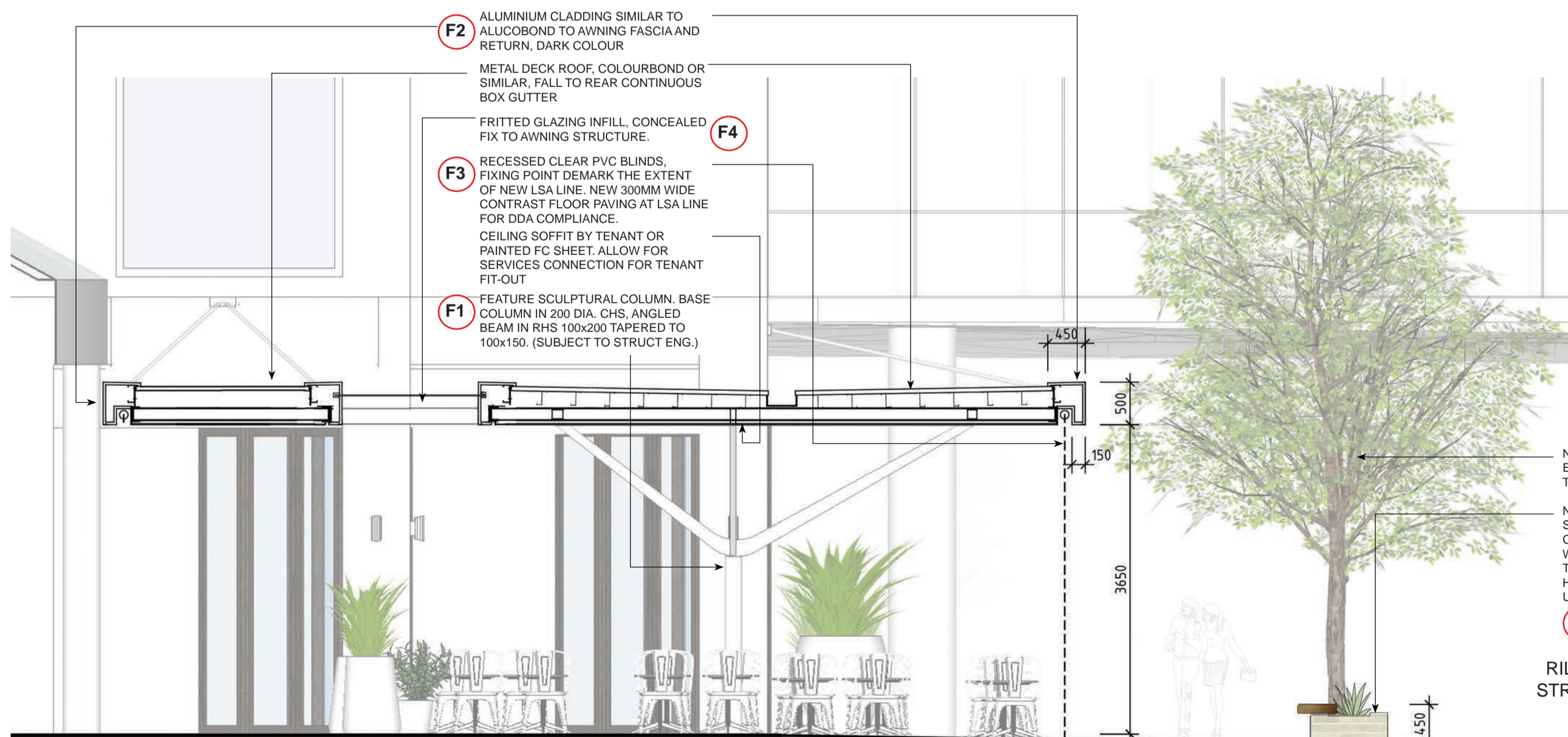
ALUMINIUM CLADDING SIMILAR TO ALLUCOBOND TO AWNING FASCIA AND RETURN, DARK COLOUR **F2**

RECESSED CLEAR PVC BLINDS, FIXING POINT DEMARK THE EXTENT OF NEW LSA LINE, NEW 300MM WIDE CONTRAST FLOOR PAVING AT LSA LINE FOR DDA COMPLIANCE. **F3**

CEILING SOFFIT BY TENANT OR PAINTED FC SHEET, ALLOW FOR SERVICES CONNECTION, EXISTING MECHANICAL INTAKE TO BE MODIFIED AND NEW INTAKE GRILL ON CEILING SOFFIT.

NEW FALSE WALL TO CONCEAL DOWNPIPE, FINISH TO MATCH EXISTING, NEW WALL LIGHT.

NEW INTEGRATED PUBLIC SEATING AND PLANTER, HONED WHITE WASH SANDSTONE CLADDED PLANTER WALL WITH OVERHANG HARDWOOD TIMBER SEAT AND BRONZE RHS HANDRAIL, REFER TO PLANTER DETAIL DRAWINGS **F6 F7 F8**



PROPOSED SECTION 2 (SOUTH)
SCALE: 1:50

ALUMINIUM CLADDING SIMILAR TO ALLUCOBOND TO AWNING FASCIA AND RETURN, DARK COLOUR **F2**

METAL DECK ROOF, COLOURBOND OR SIMILAR, FALL TO REAR CONTINUOUS BOX GUTTER

FRITTED GLAZING INFILL, CONCEALED FIX TO AWNING STRUCTURE. **F4**

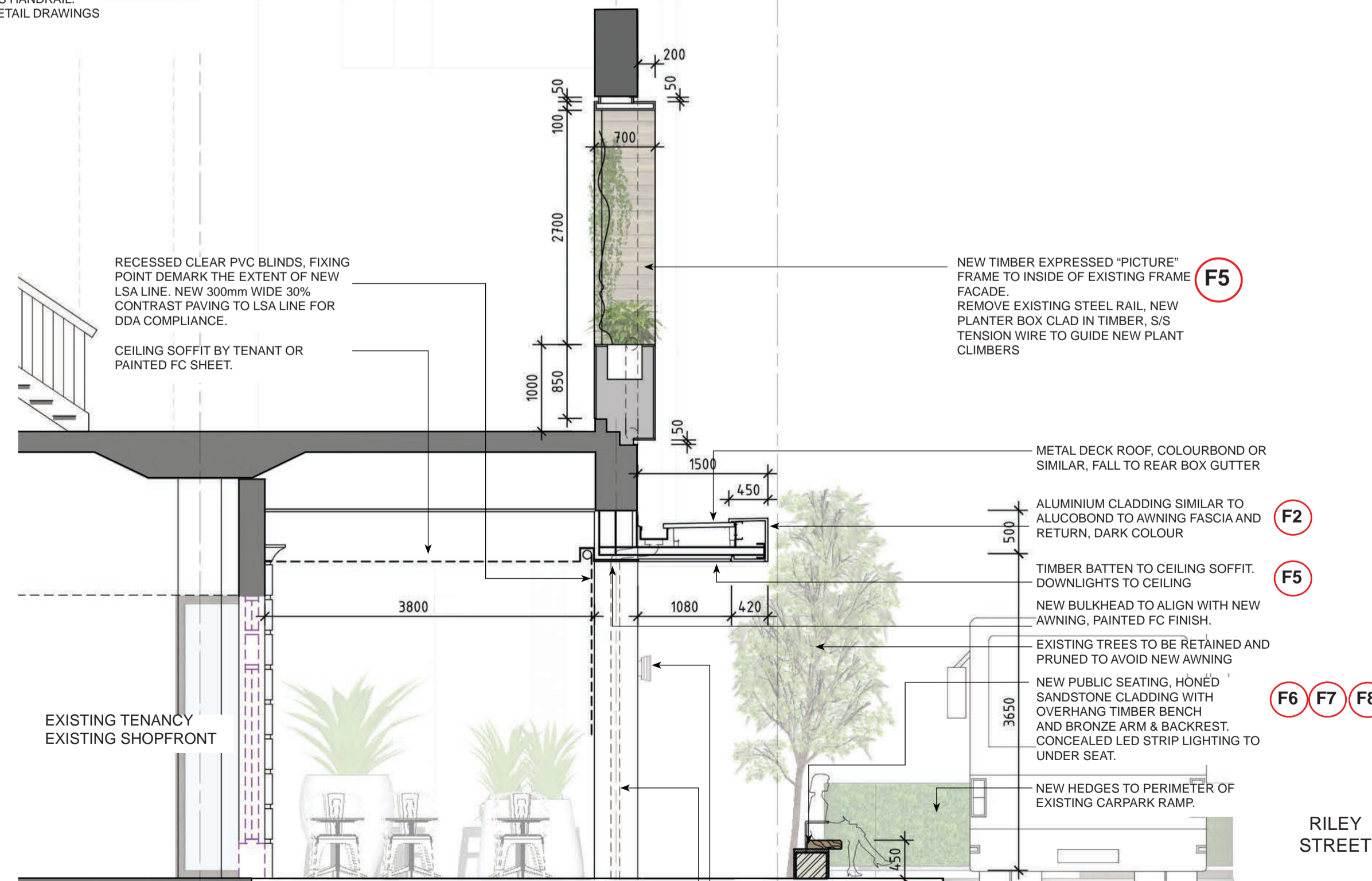
RECESSED CLEAR PVC BLINDS, FIXING POINT DEMARK THE EXTENT OF NEW LSA LINE, NEW 300MM WIDE CONTRAST FLOOR PAVING AT LSA LINE FOR DDA COMPLIANCE. **F3**

CEILING SOFFIT BY TENANT OR PAINTED FC SHEET, ALLOW FOR SERVICES CONNECTION FOR TENANT FIT-OUT

FEATURE SCULPTURAL COLUMN, BASE COLUMN IN 200 DIA, CHS, ANGLED BEAM IN RHS 100x200 TAPERED TO 100x150, (SUBJECT TO STRUCT ENG.) **F1**

NEW TREE, SPECIES TO MATCH EXISTING TREE, FAIRY LIGHTS TO NEW TREES.

NEW INTEGRATED PUBLIC SEATING AND PLANTER, STONE CLADDED PLANTER WALL WITH OVERHANG HARDWOOD TIMBER SEAT AND BRONZE RHS HANDRAIL, LED STRIP LIGHT UNDER SEAT. **F6 F7 F8**



PROPOSED SECTION 3 (NORTH)
SCALE: 1:50

RECESSED CLEAR PVC BLINDS, FIXING POINT DEMARK THE EXTENT OF NEW LSA LINE, NEW 300MM WIDE 30% CONTRAST PAVING TO LSA LINE FOR DDA COMPLIANCE.

CEILING SOFFIT BY TENANT OR PAINTED FC SHEET.

NEW TIMBER EXPRESSED "PICTURE" FRAME TO INSIDE OF EXISTING FRAME **F5**

ALUMINIUM CLADDING SIMILAR TO ALLUCOBOND TO AWNING FASCIA AND RETURN, DARK COLOUR **F2**

TIMBER BATTEN TO CEILING SOFFIT, DOWNLIGHTS TO CEILING **F5**

NEW BULKHEAD TO ALIGN WITH NEW AWNING, PAINTED FC FINISH.

EXISTING TREES TO BE RETAINED AND PRUNED TO AVOID NEW AWNING

NEW PUBLIC SEATING, HONED SANDSTONE CLADDING WITH OVERHANG TIMBER BENCH AND BRONZE ARM & BACKREST, CONCEALED LED STRIP LIGHTING TO UNDER SEAT. **F6 F7 F8**

NEW HEDGES TO PERIMETER OF EXISTING CARPARK RAMP.

NEW WALL LIGHT

NEW FALSE WALL TO CONCEAL DOWNPIPE, FINISH TO MATCH EXISTING.

NOTES:
• This document describes a Design Intent only
• Written dimensions take precedence over scaling and are to be checked on site.
• Refer to all project documentation before commencing work.
• Refer any discrepancies to the Project Design Manager.
• Copyright is retained by Scentre Design and Construction.
• Written authority is required for any reproduction.



SCENTRE GROUP

Owner and Operator of **Westfield** in Australia and New Zealand

Scentre Design and Construction Pty Limited
85 Castlereagh Street Sydney NSW 2000
Phone (02) 9338 7000 Fax (02) 9338 8500
GPO Box 4004 Sydney NSW 2001
ACN 069 287 266

PROPOSED NORTH AND SOUTH ELEVATIONS AND SECTIONS

WESTFIELD PENRITH


DEVELOPMENT APPLICATION

Project Number: C57490
Scale: 100% @ A1
Date: 2015-08-19
DA01.16

MATERIAL, FINISHES AND LIGHTING BOARD



F1 WHITE POWDERCOAT TO AWNING STEEL COLUMN




F2 ALUMINIUM CLADDING, DARK GREY OR SIMILAR COLOUR POWDERCOAT AWNING FASCIA



F3 CLEAR PVC BLINDS RECESSED IN AWNING/ BULKHEAD

F4 FRAMELESS GLAZING WITH FRITS AWNING INFILL



F5 SPOTTED GUM HARDWOOD (IMAGE FOR COLOUR ONLY, SIZE VARIES) CEILING SOFFIT, PICTURE FRAME FACADE, PLANTER BOX

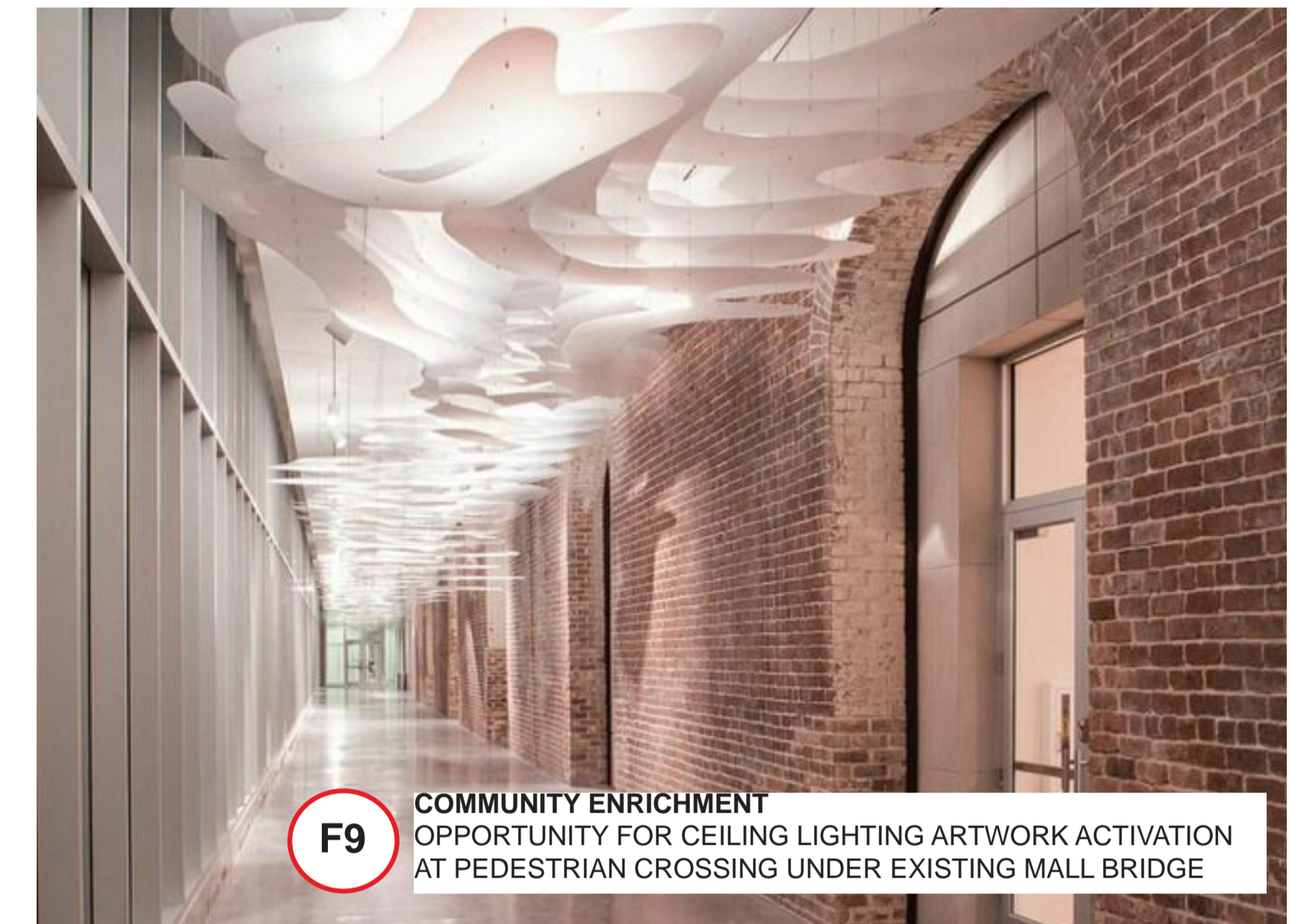


F7 BRONZE METAL SEAT ARM AND BACK RAIL

F6 HONED WHITE WASH SANDSTONE LOW PLANTER WALL CLADDING, BENCH WALL CLADDING




F8 TIMBER & MASONRY CONCEPT PLANTER SEATING BENCH



F9 COMMUNITY ENRICHMENT OPPORTUNITY FOR CEILING LIGHTING ARTWORK ACTIVATION AT PEDESTRIAN CROSSING UNDER EXISTING MALL BRIDGE



F10 PET FRIENDLY PRECINCT DESIGNATED DOG STATIONS FOR PATRONS



LIGHTING AMBIENCE WALL, SEAT AND TREE LIGHTING

NOTES:
 • This document describes a Design Intent only
 • Written dimensions take precedence over scaling and are to be checked on site.
 • Refer to all project documentation before commencing work.
 • Refer any discrepancies to the Project Design Manager.
 • Copyright is retained by Scentre Design and Construction.
 • Written authority is required for any reproduction.



SCENTRE GROUP

Owner and Operator of Westfield in Australia and New Zealand

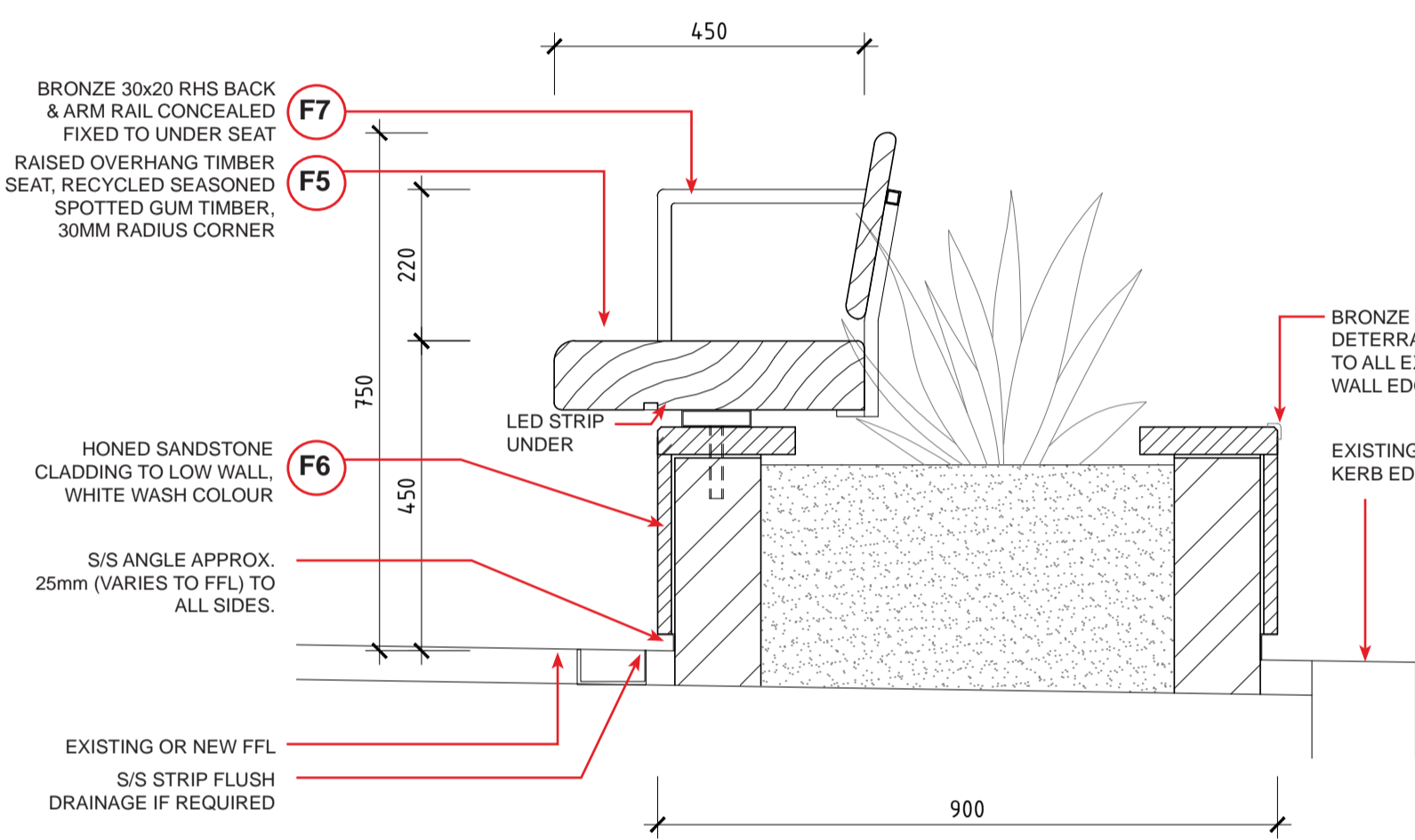
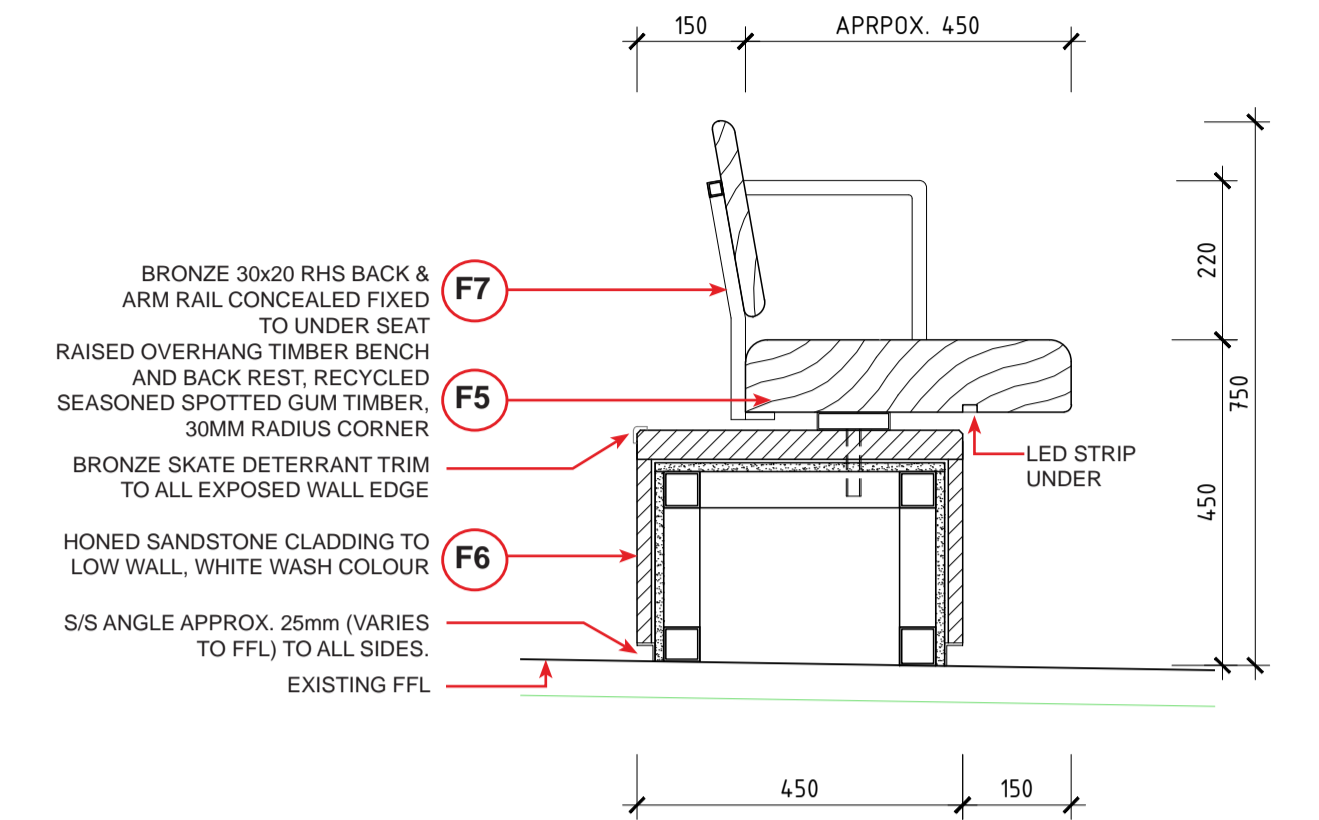
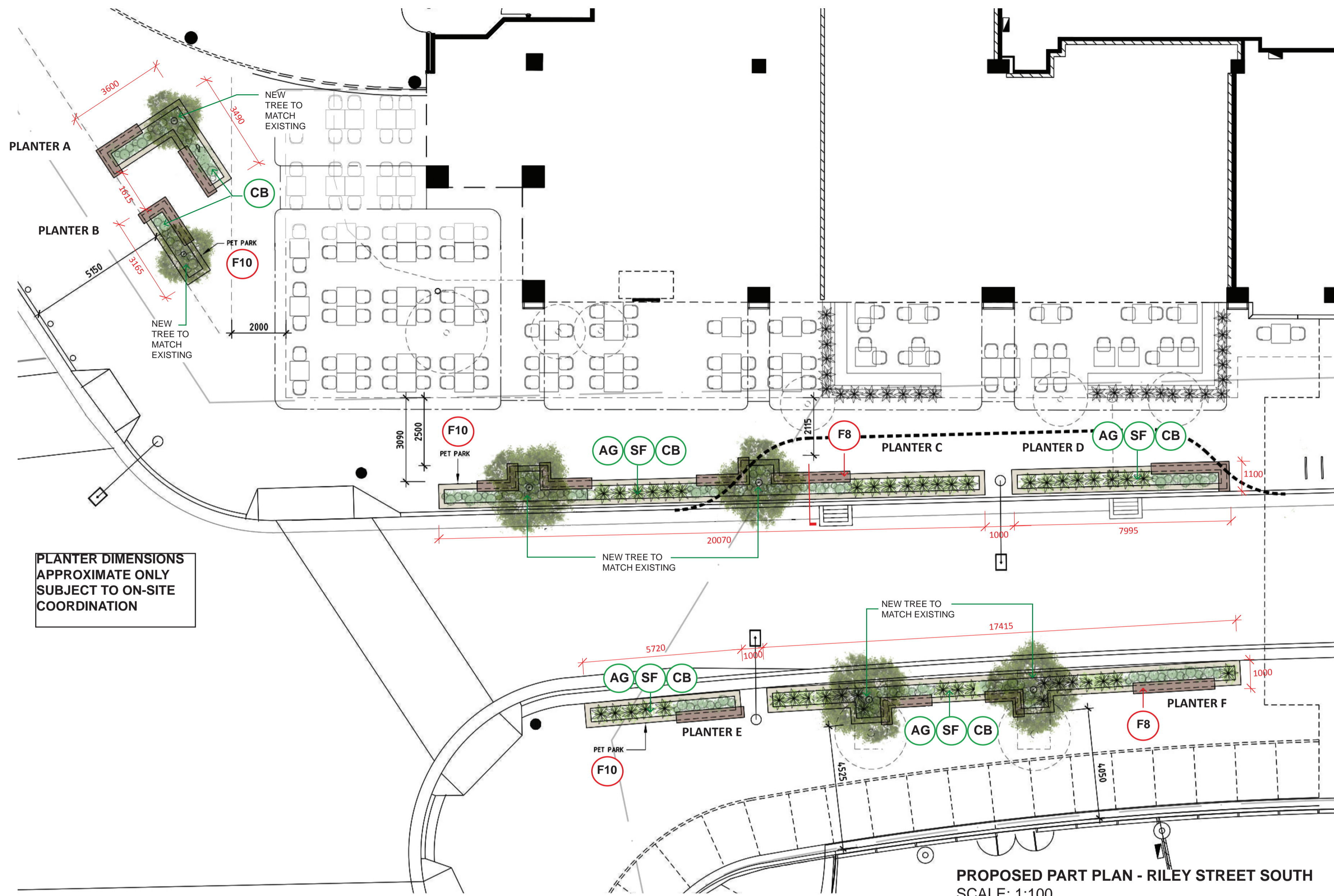
Scentre Design and Construction Pty Limited
 85 Castlereagh Street Sydney NSW 2000
 Phone (02) 9528 7000 Fax (02) 9528 8500
 GPO Box 4004 Sydney NSW 2001
 ACR 000 267 266

MATERIAL AND FINISHES BOARD

WESTFIELD PENRITH

DEVELOPMENT APPLICATION

Project Number: C57490
 Drawing No.: DA01.20
 Scale: 100% @ A1
 Date: 2015-08-19



PLANTER A + B



PLANTER C

NOTES:

- This document describes a Design Intent only
- Written dimensions take precedence over scaling and are to be checked on site.
- Refer to all project documentation before commencing work.
- Refer any discrepancies to the Project Design Manager.
- Copyright is retained by Scentre Design and Construction.
- Written authority is required for any reproduction.

GPT
The GPT Group

SCENTRE GROUP
Owner and Operator of **Westfield** in Australia and New Zealand

Scentre Design and Construction Pty Limited
85 Castlereagh Street Sydney NSW 2000
Phone (02) 9338 7000 Fax (02) 9338 8500
GPO Box 4004 Sydney NSW 2001
A/CN 000 287 386

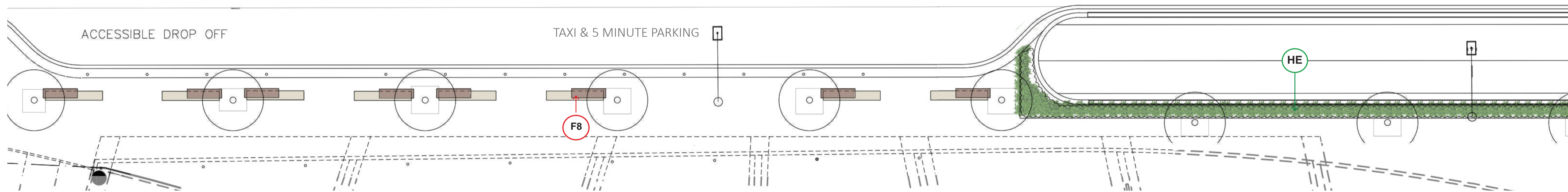
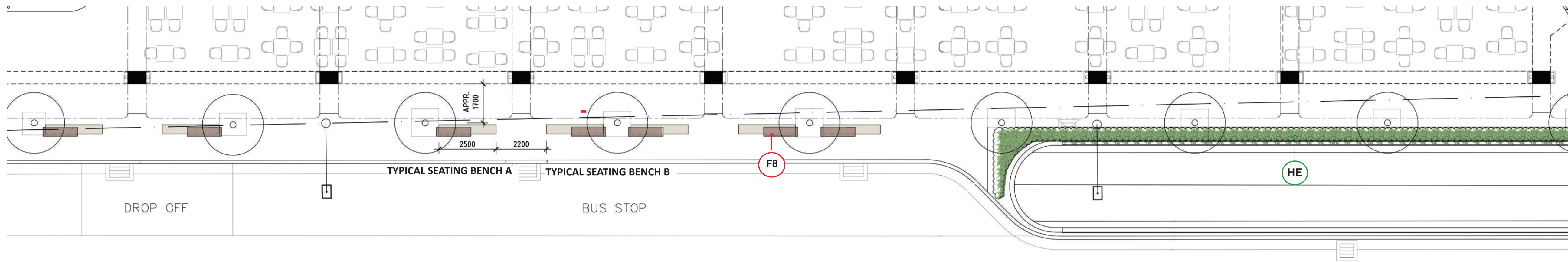
PROPOSED LANDSCAPE AND SEAT DETAILS

WESTFIELD PENRITH

DEVELOPMENT APPLICATION

Project Number: C57490
Sheet #: Sheet 001
Scale: 100% @ A1
Date: 2015-08-19

DA01.30








PROPOSED PART PLAN - RILEY STREET NORTH
SCALE: 1:100



SEATING BENCH A & B (CONCEPT)

INDICATIVE PLANT SELECTIONS
(TO FUTURE SPECS BY LANDSCAPE CONTRACTOR)

PLANTER BED			SCREENING		
	CODE AG	HxW 0.4m x 0.5m		CODE HE	HxW Up to 1.5m (H) x 1-2m (W)
	COMMON NAME Agave			COMMON NAME Viburnum hedge	
	SCIENTIFIC NAME Agave attenuate			SCIENTIFIC NAME Viburnum Tinus	
	CODE SF	HxW 1.0m x 0.5m		CODE GW	Indicative Ivy - green wall
	COMMON NAME Swamp foxtail				
	SCIENTIFIC NAME Pennisetum 'Nafray'				
	CODE CB	HxW 0.5m x 0.5m			
	COMMON NAME Cushion bush				
	SCIENTIFIC NAME Leucophyta brownii				

NOTES:
 • This document describes a Design Intent only
 • Written dimensions take precedence over scaling and are to be checked on site.
 • Refer to all project documentation before commencing work.
 • Refer any discrepancies to the Project Design Manager.
 • Copyright is retained by Scentre Design and Construction.
 • Written authority is required for any reproduction.



Scentre Design and Construction Pty Limited
 85 Castlereagh Street Sydney NSW 2000
 Phone (02) 9338 7000 Fax (02) 9338 8500
 GPO Box 4004 Sydney NSW 2001
 A/CN 200 287 286

PROPOSED LANDSCAPE AND SEAT DETAILS

WESTFIELD PENRITH

DEVELOPMENT APPLICATION

Project Number: C57490
 Drawing No.: DA01.31
 Scale: 100% @ A1
 Date: 2015-08-19

PERSPECTIVES - SOUTH AREA

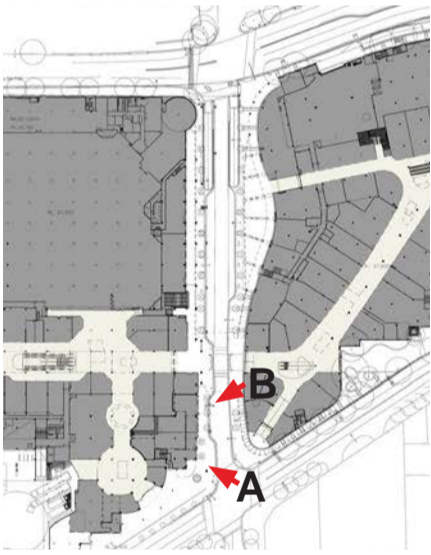


VIEW A



VIEW B

KEY PLAN



- NOTES:
- This document describes a Design Intent only
 - Written dimensions take precedence over scaling and are to be checked on site.
 - Refer to all project documentation before commencing work.
 - Refer any discrepancies to the Project Design Manager.
 - Copyright is retained by Scentre Design and Construction.
 - Written authority is required for any reproduction.



SCENTRE GROUP

Owner and Operator of **Westfield** in Australia and New Zealand

Scentre Design and Construction Pty Limited
 85 Castlereagh Street Sydney NSW 2000
 Phone (02) 9528 7000 Fax (02) 9528 8500
 GPO Box 4004 Sydney NSW 2001
 A/CN 000 287 286

CONCEPTUAL VIEWS PROPOSED SOUTH AREA

WESTFIELD PENRITH

DEVELOPMENT APPLICATION

Project Number	Drawing No.	Revision
C57490	South B Street View	
100%	@ A1	
2015-08-19		

DA01.40 B

T:\PENRITH\4965 SP RILEY STREET COLLONADE OUTDOOR SEATING\01 CONCEPT\922 DESIGNER WORKING PRESENTATION\ACTIVE\15071_Penrith Riley St_DA150721_RILEY ST_DA.WS

PERSPECTIVES - SOUTH AREA

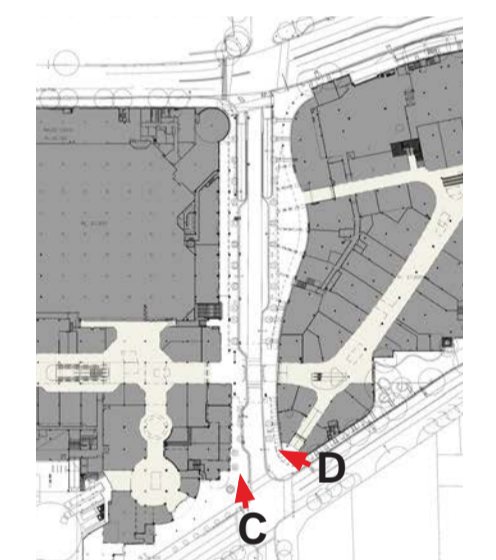


VIEW C



VIEW D

KEY PLAN



- NOTES:
- This document describes a Design Intent only
 - Written dimensions take precedence over scaling and are to be checked on site.
 - Refer to all project documentation before commencing work.
 - Refer any discrepancies to the Project Design Manager.
 - Copyright is retained by Scentre Design and Construction.
 - Written authority is required for any reproduction.



SCENTRE GROUP

Owner and Operator of Westfield in Australia and New Zealand

Scentre Design and Construction Pty Limited
 85 Castlereagh Street Sydney NSW 2000
 Phone (02) 9328 7000 Fax (02) 9328 8500
 GPO Box 4004 Sydney NSW 2001
 ACR 000 287 386

CONCEPTUAL VIEWS PROPOSED SOUTH AREA

WESTFIELD PENRITH

DEVELOPMENT APPLICATION

Project Number	Drawing No.	Revision
C57490	DA01.41	B
Scale: 100% @ A1		
Print Date: 2015-08-19		

PERSPECTIVES - NORTH AREA

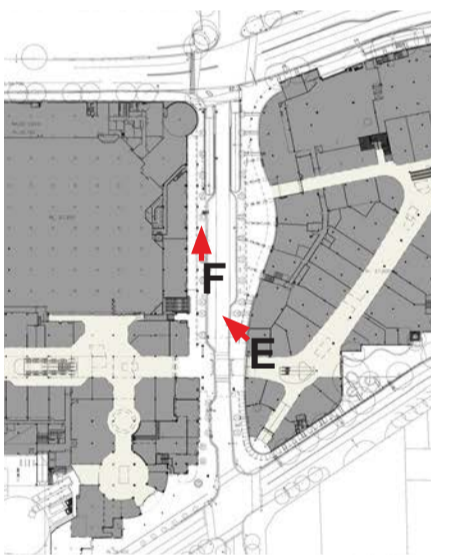


VIEW E



VIEW F

KEY PLAN



- NOTES:**
- This document describes a Design Intent only
 - Written dimensions take precedence over scaling and are to be checked on site.
 - Refer to all project documentation before commencing work.
 - Refer any discrepancies to the Project Design Manager.
 - Copyright is retained by Scentre Design and Construction.
 - Written authority is required for any reproduction.



SCENTRE GROUP

Owner and Operator of Westfield in Australia and New Zealand

Scentre Design and Construction Pty Limited
85 Castlereagh Street Sydney NSW 2000
Phone (02) 9338 7000 Fax (02) 9338 8500
GPO Box 4004 Sydney NSW 2001
ACN 068 267 286

CONCEPTUAL VIEWS PROPOSED NORTH AREA

WESTFIELD PENRITH

DEVELOPMENT APPLICATION

Project Number	Drawing No.	Revision
C57490		
Scale: 1/8" = 1'-0"	100% @ A1	
Print Date:	2015-08-19	
	DA01.42	B

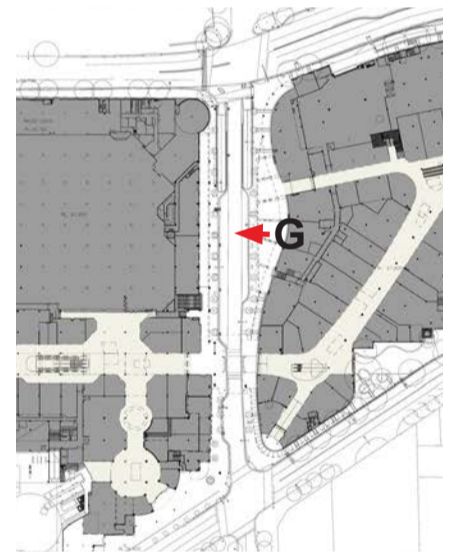
T:\PENRITH\NSW\05 PENRITH STREET COLLOCATION OUTDOOR SEATING\01 CONCEPTS\DESIGNER WORKING PRESENTATION\ACTIVE\15101_Penrith View 01_DA110721_RILEY_ST_DA.WB

PERSPECTIVES - NORTH AREA



VIEW G

KEY PLAN



- NOTES:
- This document describes a Design Intent only
 - Written dimensions take precedence over scaling and are to be checked on site.
 - Refer to all project documentation before commencing work.
 - Refer any discrepancies to the Project Design Manager.
 - Copyright is retained by Scentre Design and Construction.
 - Written authority is required for any reproduction.



SCENTRE GROUP

Owner and Operator of *Westfield* in Australia and New Zealand

Scentre Design and Construction Pty Limited
 85 Castlereagh Street Sydney NSW 2000
 Phone (02) 9338 7000 Fax (02) 9328 8500
 GPO Box 4004 Sydney NSW 2001
 A/CN 200 287 288

**CONCEPTUAL VIEWS
 PROPOSED NORTH
 AREA**

**WESTFIELD
 PENRITH**

**DEVELOPMENT
 APPLICATION**

Project Number	Drawing No.	Revision
C57490		
Scale: B1 Sheet Size	100% @ A1	
Plot Date	2015-08-19	
	DA01.43	B